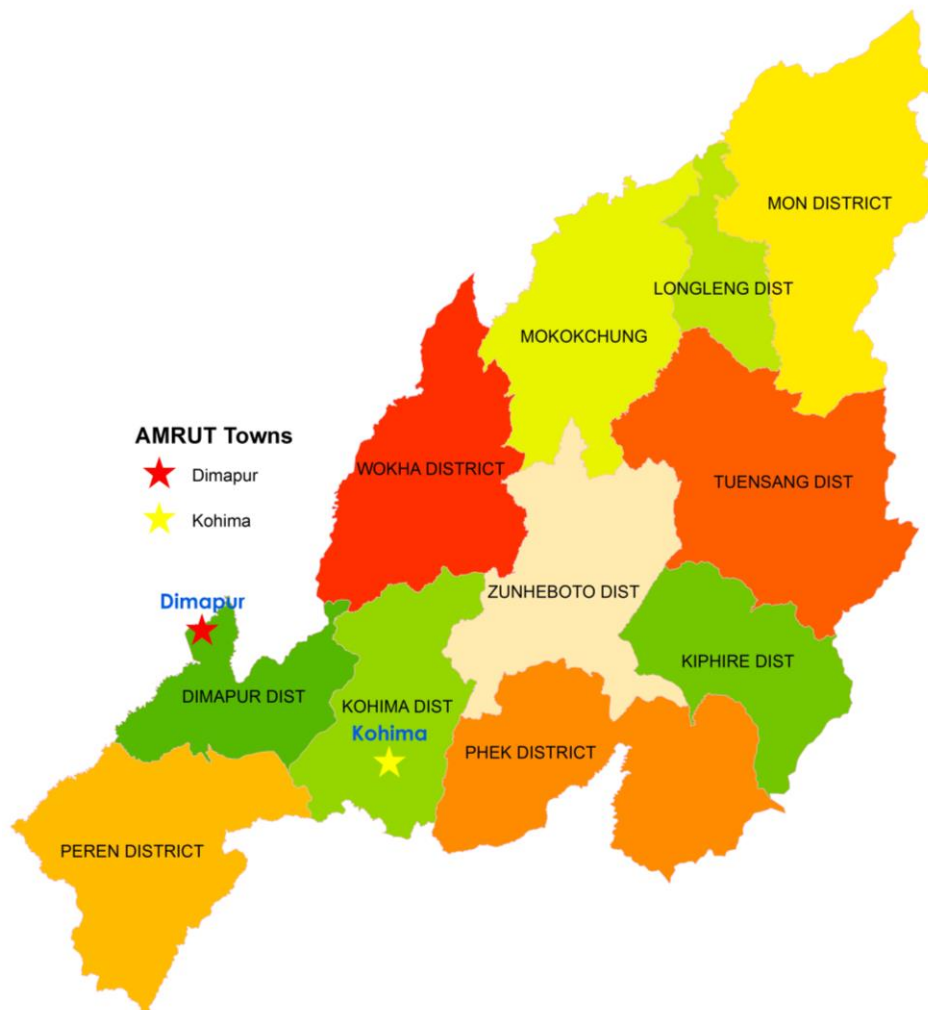


STATE ANNUAL ACTION PLAN

(SAAP) 2015-16*

NAGALAND



AMRUT

ATAL MISSION FOR REJUVENATION AND URBAN TRANSFORMATION



TABLE OF CONTENTS:

Sl. No.	Chapters	Page No.
1	Checklist	1
3	Atal Mission for Rejuvenation & Urban Transformation (AMRUT)	4
4	Mission Cities in Nagaland	5
	Mission City: Kohima	5
	Mission City: Dimapur	7
5	Management Structure of Mission	8
6	State Annual Action Plan (SAAP)	11
List of Tables		
	Table 1: AMRUT Mission Cities in Nagaland	5
	Table 2: Component wise break-up of Mission Fund	10
List of Figures		
	Figure A: Map of Kohima Municipal Council	6
	Figure B: Map of Dimapur Municipal Council	7
	Figure 3: Management Structure	10
	Figure 4: Fund Sharing Pattern	10

Checklist – Consolidated State Annual Action Plan of all ULBs to be sent for Assessment by MoUD (as per table 6.2)

Sl. No.	Points of Consideration	Yes/No	Give Details
1.	Have all the Cities prepared SLIP as per the suggested approach?	Yes	In Nagaland there are 2 cities under AMRUT. Both the cities prepared SLIPs as per the approach suggested under Guidelines.
2.	Has the SAAP prioritized proposed investments across cities?	Yes	Both the cities have been given due weightage as per the mission guidelines.
3.	Is the indicator wise summary of improvements proposed (both investments and management improvements) by State in place?	Yes	As per requirement, indicator wise improvement proposal for investment and management (both) has been considered.
4.	Have all the cities under Mission identified/done baseline assessments of service coverage indicators?	Yes	All the mission cities identified and baseline assessment of service coverage has been completed.
5.	Are SAAPs addressing an approach towards meeting Service Level Benchmarks agreed by Ministry for each Sector?	Yes	SAAP has been prepared to meet Service Level Benchmark as agreed by ministry for each sector.
6.	Is the investment proposed commensurate to the level of improvement envisaged in the indicator?	Yes	The proposed investment matches with Service Level Improvement envisaged in the indicated.
7.	Are State Share and ULB share in line with proposed Mission approach?	Yes	State share and ULB share has been planned in the line of proposed mission approach.

8.	Is there a need for additional resources and have state considered raising additional resources (State programs, aided projects, additional devolution to cities, 14th Finance Commission, external sources)?	Yes	Additional resources from ADB and other central sponsored schemes like NLCPR etc., have been considered.
9.	Does State Annual Action Plan verify that the cities have undertaken financial projections to identify revenue requirements for O&M and repayments?	Yes	O&M charges has been considered while preparation of SAAP. O&M charges will be realised by collecting user charges. The cost will be borne by concerned State and ULBs. Additional fund required for O&M and repayment shall be worked out while preparation of DPR.
10.	Has the State Annual Action Plan considered the resource mobilization capacity of each ULB to ensure that ULB share can be mobilized?	Yes	The State Annual Action Plan considered the resource mobilization capacity of each ULB. At present, resource mobilisation capacity of the ULBs are weak therefore it is proposed that ULB share shall be borne by State.
11.	Has the process of establishment of PDMC been initiated?	Yes	The process for establishment of PDMC shall be initiated.
12.	Has a roadmap been prepared to realize the resource potential of the ULB?	Yes	The resource potential of ULBs has been considered.
13.	Is the implementation plan for projects and reforms in place (Timelines and yearly	Yes	The timelines and milestones has been set for achieving the reforms under scheduled period.

	milestones)?		
14.	Has the prioritization of projects in ULBs been done in accordance with para 7.2 of the guidelines?	Yes	<p>Prioritization has been given in accordance with para 7.2 of mission guideline. Kohima is proposed as smart city. The city have on going water supply project under ADB, and Septage Management project. (Sewerage is not feasible due to hilly terrain). Completion of these will address the service level gaps in the respective sectors. As per the guidelines giving the weightage to smart city Storm Water Drainage project is proposed. Under Dimapur, the city have adequate water supply distribution network but lacking of HH connections. To Increase the HH coverage and increase per capita supply water supply project is proposed. The sewerage project (funded by Ministry of Environment & Forest (MoEF)) is ongoing but to provide immediate relief procurement of Septage machinery project is also proposed. 2.5% amount is allocated as per the guidelines for the development of parks. The rest amount is allocated to transport (NMT/development of pathways / foot over bridges).</p>

(KEN KEDITSU)
Director,
Urban Development Department
& Mission Director, AMRUT, Nagaland

ATAL MISSION FOR REJUVENATION & URBAN TRANSFORMATION (AMRUT)

AMRUT has been launched on 25th June, 2015 with the aim to provide basic services to households and build amenities in urban areas to improve the quality of life for all the residents, especially the poor and disadvantaged. Five Hundred cities having population of more than 1 Lakh will be benefitted by the mission. The objectives of AMRUT are:

- ✚ Ensure that every household has access to a tap with assured supply of water and a sewerage connection.
- ✚ increase the amenity value of cities by developing greenery and well maintained open spaces (e.g. parks) and,
- ✚ reduce pollution by switching to public transport or constructing facilities for non-motorized transport (e.g. walking and cycling)

In the AMRUT, MoUD has changed the tradition to give project-by-project sanctions. This has been replaced by approval of the State Annual Action Plan once a year by the MoUD and the States have to give project sanctions and approval at their end. Government of India will provide 90% of the project cost to the cities less than 10 Lakh and 1/3 of the project cost to the cities having a population of more than 10 Lakhs. The mission will focus on following thrust areas:

- ✚ Water Supply,
- ✚ Sewerage facilities and septage management,
- ✚ Storm Water drains to reduce flooding,
- ✚ Pedestrian, non-motorized and public transport facilities, parking spaces,
- ✚ Enhancing amenity value of cities by creating and upgrading green spaces, parks and recreation centers, especially for children.

(O&M of 5 years will be included in the scheme)

Cooperative Federalism and Improvement in Service Delivery are the attributes of the Mission. By this, Government of India is giving the freedom to the states as well as ULBs to design and implementation of proposed work. Government of India focus on infrastructure that leads to delivery of services to citizens. For this, they have incentivised the urban reforms & provisioned individual and institutional capacity building programs.

MISSION CITIES IN NAGALAND

Ministry of Urban Development has identified 2 cities of the state of Nagaland. The selection has been done on the basis of Census Data-2011. These cities are mentioned below:

Table 1: AMRUT Mission Cities in Nagaland

Serial No	Name of the City	Population (As per Census 2011)
1.	Kohima	99039
2.	Dimapur	122834

MISSION CITY : KOHIMA

Kohima, the capital of the State of Nagaland lies between 25° 43' 28.17" N latitude, 94° 04' 44.86" E Longitude, and 25° 38' 12.34" N latitude, 94° 08' 13.33" E Longitude. Kohima is situated on the Dimapur to Imphal National Highway 29. On the north, Kohima is bounded by Wokha and Mokokchung district, on the east by Phek and Zunheboto district, on the south by Manipur and, Dimapur on the western side. As per Census 2011, Kohima has the second largest urban population with 99039 persons having 19 wards. The map of Kohima Municipal Council is shown in Figure A below.

The climate of Kohima is of tropical monsoon type. The climate of Nagaland has been very much controlled by the seasonal winds as in other parts of the country. The seasonal winds are: the South-West Monsoon and the North-East Monsoon winds. The average annual rainfall varies from 150 cm to 280 cm and the temperature varies from 4° C in winter to about 29° C in summer. Occasionally, extreme weather condition may also prevail but only of short duration. Average number of rainy days is 179 days. There is only about 15 cm of rain from December through March. During this period, in particular, severe shortages of water arise in the city. Summer and autumn skies are frequently over-clouded owing to the thick mists.

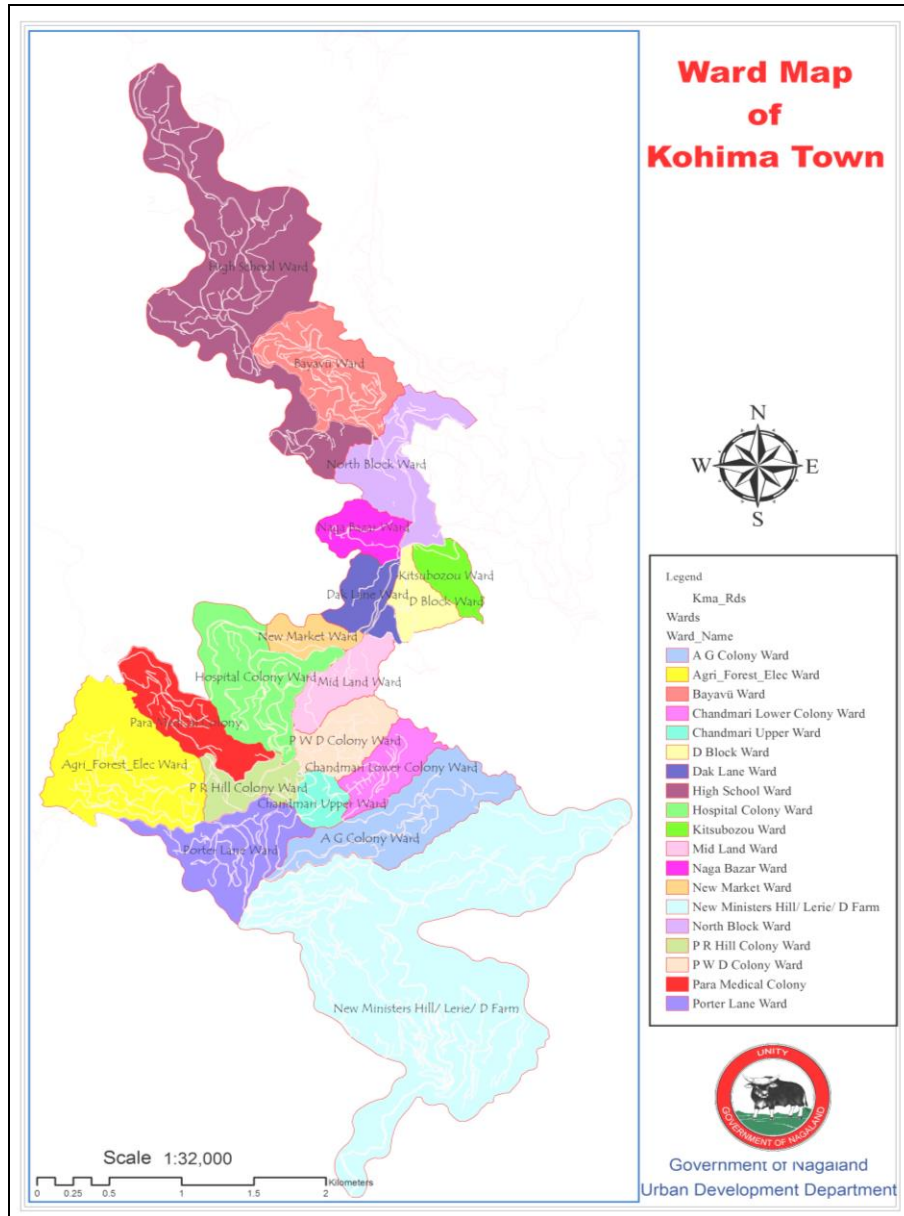


Figure A: Map of Kohima Municipal Council

Kohima town is located in high hills with rugged terrain conditions. The altitude varies from 150 metres to nearly 3000 metres. The city is located on the slopes of the Pulie Badze mountain range in very hilly terrain in Seismic Zone V. The mean elevation of the city is 1468 m from mean sea level (MSL). The city is vulnerable to an annual recurrence of rain-induced landslides, resulting in heavy losses and damages. Kohima is a linear city, developed along a ridge. The city growth indicates an increasing densification along the ridgeline. The spread onto other directions has been constrained by steep slopes and vulnerability to landslides, forest cover, and inadequate access.

Kohima is well connected with three National Highways. It has very good connectivity with all neighboring states and their capitals. Being the capital of the state, Kohima is the main administrative, commercial, educational and religious center of Nagaland. The NH-29 is scheduled to become a part of the regional highway network, which will connect eastern India with Myanmar and Thailand.

MISSION CITY: DIMAPUR

Dimapur town, located between 25° 56' 18.00" N Latitude, 93° 40' 40.62" E longitude, and 25° 52' 37.03" N Latitude, 93° 45' 08.12" E Longitude and is bounded by Kohima District on the east and south by Peren District and the Karbi Anglong and on the west and the DAB (Disputed Area Belt) stretch of Golaghat District of Assam, in the north. Dimapur is the only city in Nagaland which is connected by both rail and air modes. There are direct trains to New Delhi, Kolkata, Bangalore, Guwahati and Chennai from Dimapur. There are also daily flights to Kolkata from Dimapur. The National Highway 29 connects Dimapur with Kohima, Imphal and Myanmar border at Moreh. NH-36 connects Dimapur with Doboka and Nagoan in Assam.

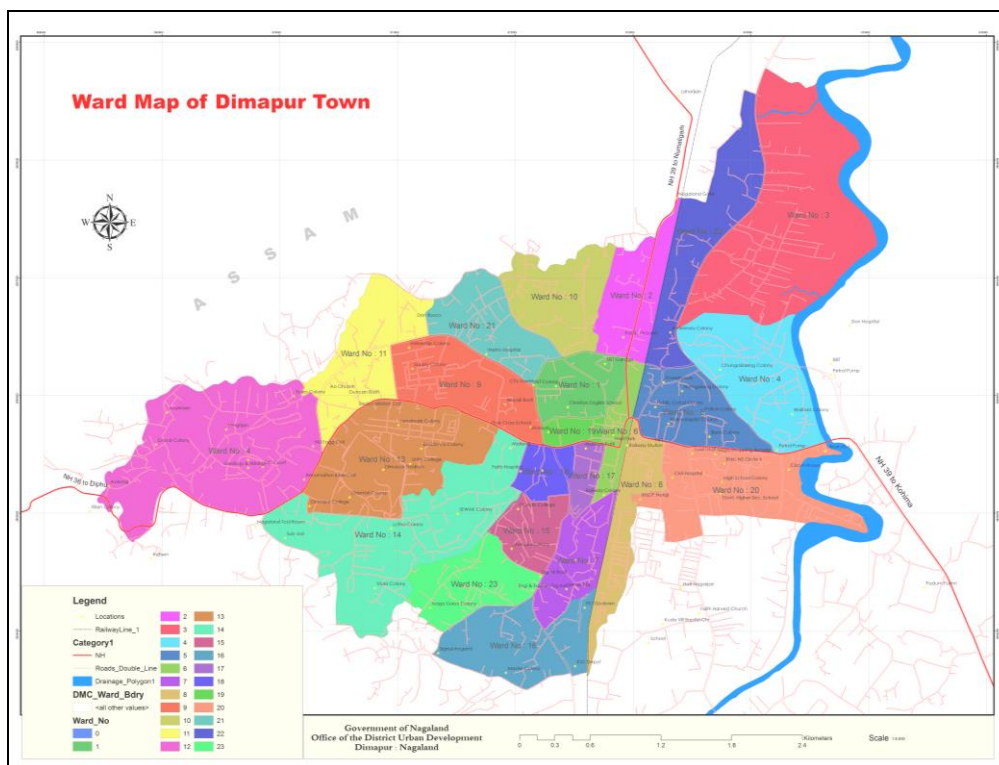


Figure 2: Map of Dimapur Municipal Council

The climate is hot and humid during summer reaching a maximum of 36°C; with humidity upto 93% while the winters are cool and pleasant. The average annual rainfall is 1504.7 mm. Map of Dimapur Municipal Council is shown in Figure B.

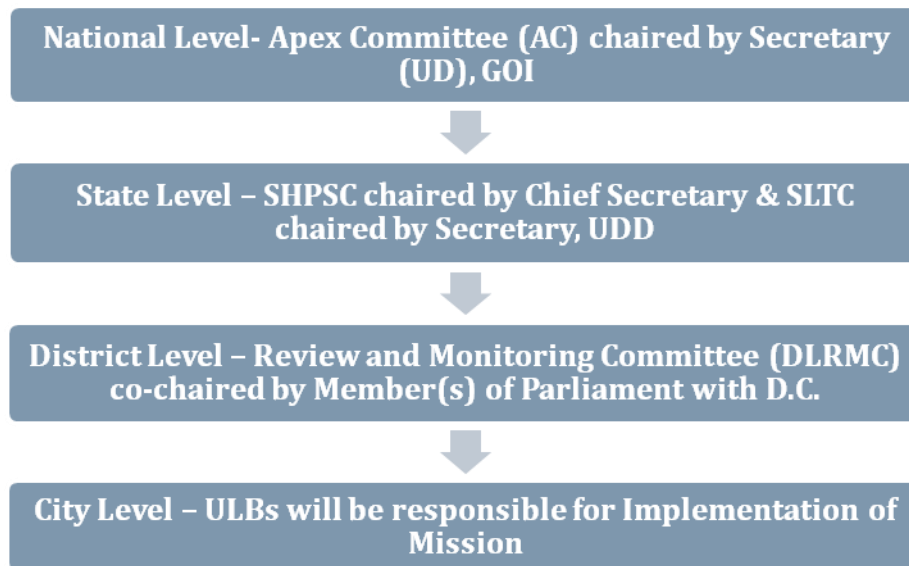
Dimapur is situated in the plains with an average elevation of 195 m above sea level. The town is located in seismic zone V. There are two rivers namely Dhansiri River and Diphu (Chathe) River that flows through Dimapur. The general slope of the town and the consequent flow of drainage are towards the Lengrijan and Dhansiri Rivers. Dimapur town situated south west corner of state, is connected with all the important urban centers of the region by land and air routes. National highways 36 and 39 pass through the town and the main line of the North-East frontier Railway connects it with the rest of the country. Its strategic location on the railway and road routs has given it a growing importance as indicated by the commercial and industrial prosperity during the last decade. Dimapur influence extends throughout the states of Nagaland and Manipur and the adjoining areas of Assam. About 35% of the state urban population is located in Dimapur district.

Dimapur town has a population of 122834 as per 20011 census, which accounts for nearly 20% of the total state urban population. There are 23 wards in Dimapur.

Management Structure of the Mission

The projects are identified after mandatory consultations with concerned ULBs and its resident. Accordingly, ULB has identified the projects and then put up into Service Level Improvement Plans (SLIPs) on the specified format availed by MoUD. After the submission of SLIPs, state has aggregated it to State Annual Action Plan (SAAP). The prepared SAAP have submitted for their consideration. SHPSC has decided to consider the SAAP to recommend for approval from the Apex Committee.

Figure 3: Management Structure

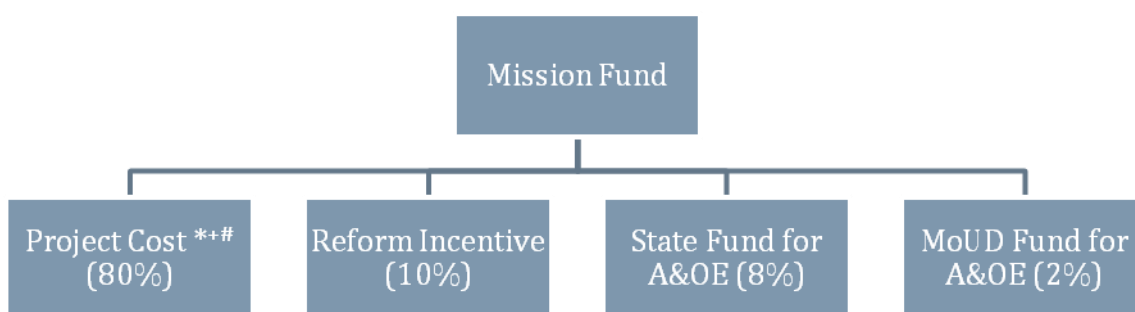


Funding Pattern

Allocation of funds will be released in the ratio of 20:40:40 (3 installments) of the approved project cost

- 1st installment on approval of SAAP by the Apex Committee
- 2nd and 3rd installments on receipt of 75% utilization and meeting ‘Service Level Benchmark’ as mentioned in the SAAP.

Figure 4: Fund Sharing Pattern



Component wise break-up of fund allocation

There are 5 components of AMRUT mission. Fund allocation will be segregated to all 5 mission components. However, Water Supply and Sewerage & Septage Management will be focus area in first phase. Component wise break-up of fund allocation are mentioned in the below table.

Table 2 : Component wise break-up of mission fund

<u>Component</u>	<u>Amount (Rs. in Crores)</u>		
	Kohima	Dimapur	Total
Water Supply	NIL (already On going)	4.0	4.0
Sewerage & Septage Management	NIL (already On going)	2.5 (already On going)	2.50
Storm Water Management	13.59	NIL	13.59
Urban Transport	NIL	14.0	14.00
Green Spaces	0.45	0.44	0.89
Total	14.04	20.94	34.98

STATE ANNUAL ACTION PLAN (SAAP)

AMRUT mission will provide project funds to ULBs through the States on the basis of proposals submitted in State Annual Action Plan (SAAP). SAAP is basically a State level service improvement plan indicating the year-wise improvements in water-supply and sewerage connections to households. The basic building block for the SAAP is the SLIPs prepared by the ULBs. At the State level, the SLIPs of all Mission cities will be aggregated into the SAAP. While preparing SAAP information responding to the following questions, are mentioned below:-

- **Has the State Government diagnosed service level gaps? (250 Words)**

Yes, Basis of the SLIPs submitted by the respective ULBs, Government has diagnosed the service level gaps and mentioned it into their SLIPs. ULBs have gone for due consultations with various stakeholders including public representatives of their areas.

- **Has the State planned for and financed capital expenditure? (350 Words)**

Yes, State Government has agreed to provide 10% matching share of capital expenditure.

- **Has the State moved towards achievement of universal coverage in water supply and sewerage/septage? (350 Words)**

Yes, the gap in universal coverage of water supply has been addressed by the state. The Kohima city have on going water supply project under ADB assisted NERCCDIP project (Rs. 43 Cr), Augmentation of water supply to Kohima by Pumping under 10% Lump-sum scheme (Rs. 46.73 Cr), and Septage Management project including treatment plant under ADB assisted NERUDP (Rs. 23.56 Cr) (Since Sewerage is not feasible due to hilly terrain). Completion of these will address the service level gaps in the respective sectors in Kohima. Under Dimapur, the city have adequate water supply distribution network but lacking of HH connections. To Increase the HH coverage and increase per capita water supply project is proposed under AMRUT. Presently the city is facing the paucity of treated surface water but due to non-availability of land in the first year treatment project is not proposed. The land identification and acquisition exercise is going on. The sewerage project funded by

Ministry of Environment & Forest (MoEF) (Rs. 82.81 Cr.) is also on-going in Dimapur, but to provide immediate relief, procurement of Septage machinery project is proposed AMRUT.

- **What is the expected level of the financial support from the Central Government and how well have State/ULB and other sources of finance been identified and accessed? (300 words).**

As per the OM revised from GoI, for North Eastern States GoI shall provide 90% assistance for the mission cities. State/respective ULBs will have to contribute the remaining amount through different resources (State Share/14th FC/PPP model etc.). They may arrange the funds through financing from financial institutions as well ULB share can also be contributed through MLA/MP LAD funds also or from special assistance from State.

- **How fairly and equitably have the needs of the ULBs been given due consideration?**

In Nagaland there are two AMRUT cities. Both the cities have been given due weightage as per the AMRUT guidelines. Dimapur is given slightly more fund considering the gaps.

- **Have adequate consultations with all stakeholders been done, including citizens, local MPs and other public representatives? (350 words)**

Yes, sufficient consultations with all stakeholders such as: Chairperson/ Administrators of ULBs, Citizens & representative from various departments have been made on various platforms at City & State Level. The inputs of MPs and MLAs of concerned area have also been requested. Valuable suggestions given by such stakeholders have been incorporated during preparation & finalization of SLIP. A workshop was organized by Urban Development where all the stakeholders of respective ULBs have expressed their views. After following the instruction, SLIPs were prepared by ULBs. The same examined in presence of MoUD officials on 08-09.10.2015 at Kohima. After detail discussion SLIPs and SAAP were finalized.

Important steps which have been considered while preparation of SAAP are mentioned below:

1. Principles of Prioritization

Prioritization has been given in accordance with para 7.2 of mission guideline.

The first priority is given to the **Coverage of Water Supply**. Under this head gaps are identified for 2021 with respect to existing infrastructure and the on-going projects. The Kohima city have two on going water supply projects. Under ADB assisted NERCCDIP project (Rs. 43 Cr) and Augmentation of water supply to Kohima by Pumping under 10% Lump-sum scheme (Rs. 46.73 Cr). Completion of these will address the service level gaps in water supply sectors in Kohima. In Dimapur, the city have adequate water supply distribution network (having existing Infrastructure) but lacking in terms of HH connections. To Increase the HH coverage and increase per capita supply water supply (through deep bore wells) project is proposed under AMRUT.

The Second priority is given to the **Coverage of Sewerage/Septage**. Under this head gaps are identified for 2021 with respect to existing infrastructure and the ongoing projects. In Kohima city Sewerage is not feasible due to hilly terrain. The Septage Management project including treatment plant is on-going under ADB assisted NERUDP (Rs. 23.56 Cr). In Dimapur the sewerage project is going on under funding by Ministry of Environment & Forest (MoEF) (Rs. 82.81 Cr). Completion of this will provide the desired service levels in this sector. Besides this to provide immediate relief for Septage Management Project (procurement of Septage machinery) is proposed in AMRUT.

In the Third priority as per mission guidelines **development of Green Spaces/parks** (at least one in each ULB) is given and 2.5% of total project fund is allocated to Parks with equal weightage to both the cities.

After this as per the mission guidelines fund is allocated to Drainage and transport projects. Giving the due weightage to the citizen consultation as per demand drainage project is proposed in Kohima and Transport project is proposed in Dimapur. As per the mission guidelines **more weightage (funds) has to be given**

to the urban poor's. Out of these two AMRUT cities the Dimapur having more population of urban poor, therefore slightly more fund is allocated to Dimapur.

- **Has consultation with local MPs/ MLAs, Mayors and Commissioners of the concerned ULBs been carried out prior to allocation of funding? (250 words)**

Yes, Local MPs/MLAs, Mayors and Commissioners of the concerned ULBs were consulted prior to allocation of funds to different sectors. The allocation of funds given in the SAAP is based on discussions held with MPs/MLAs, administrators/Mayors and Commissioners. As mentioned before, lots of consultations were carried out with ULBs. Apart from discussions at State level with Mission Directorate, discussion was done with stakeholders in presence of MoUD officials also.

- **Has financially weaker ULBs given priority for financing? (200 words)**

As per the mission guidelines **more weightage (funds) has to be given to the urban poor.** Out of these two AMRUT cities the Dimapur having more population and urban poor's therefore slightly more fund is allocated to Dimapur.

- **Is the ULB with a high proportion of urban poor has received higher share? (250 words)**

As there are only 2 ULBs under AMRUT, the priority has been given to both. However, Dimapur has the bigger share of urban population and urban poor, therefore, Dimapur has been favoured with more allocation during 2015-16.

- **Has the potential Smart cities been given preference?**

Yes, capital city 'Kohima' have been selected for preparation of smart city proposal under Smart City Mission. While preparing SAAP, the same has been kept in consideration and infrastructure gaps in Smart Cities have been taken on priority.

- **How many times projects are proposed in SAAP of the Central Assistance (CA) allocated to the State during 2015-16? (100 words)**

State has proposed projects amounting to 3 times of the Central Assistance allocated for the financial year 2015-16.

- **Has the allocation to different ULBs within State is consistent with the urban profile of the state? (260 words)**

Yes. As there are only 2 ULBs under AMRUT, the consistency with the urban profile has been taken care.

2. **Importance of O&M**

It has been observed that ULBs pay little attention to the operation and maintenance of infrastructure assets created after completion of projects. This tendency on the part of implementing agencies leads to shear loss off national assets. Information regarding importance given to O&M is mentioned below against each question:

- **Has Projects being proposed in the SAAP include O&M for at least five years? (100 words)**

Yes, Projects proposed in the SAAP includes O&M for 5 years. State has decided to consider O&M of 5 years of every project as integral part of the original contract so that the agency/contractor who developed the assets shall be responsible for O&M of the same for 5 years period. The O&M cost shall be borne by the State /ULB through user charges. If there will be any gap in recovery of user charges, same shall be borne by ULB.

- **How O&M expenditures are proposed to be funded by ULBs/ parastatal? (200 words)**

O&M expenditures of the assets created are proposed to be funded through recovery of user charges, reduction in losses and other modes i.e. PPP etc. If there will be any gap, the same shall be borne by ULB through its own resources.

- **Is it by way of levy of user charges or other revenue streams? (100 words)**

The focus is to recover the O&M expenditure through user charges, however in some cases the gap of O&M expenditure will be borne by concerned ULB.

- **Has O&M cost been excluded from project cost for the purpose of funding? (100 words)**

Yes, O&M cost has been excluded from project cost for the purpose of funding and shall be borne by ULB through user charges. If there will be any gap in recovery of user charges, same shall be borne by ULB through its own resources.

- **What kind of model been proposed by States/ULBs to fund the O&M? Please discuss (250 words)**

State has proposed to recover O&M by ULBs through imposing user charges. However, user charges may not be sufficient to recover entire O&M cost, for which innovative proposals like energy saving projects, reuse of treated waste, reduction in NRW and other losses have been considered. The gap if still remains, shall be filled through ULBs fund/State support.

- **Is it through an appropriate cost recovery mechanism in order to make them self-reliant and cost-effective? How? (250 words)**

State has proposed to recover O&M by ULBs through imposing user charges. However user charges may not be sufficient to recover entire O&M cost, for which innovative proposals like energy saving projects, reuse of treated waste, reduction in NRW and other losses have been considered. The gap if still remains, shall be filled through ULBs fund/State support.

3. **Financing of Projects**

Financing is an important element of the SAAP. Each state has been given the maximum share which will be given by the Central Government. (Para 5 of AMRUT Guidelines). The State has planned for the remaining resource generation at the time of preparation of the SAAP. The financial share of cities will vary across ULBs. Information responding to the following questions regarding financing of the projects proposed under AMRUT, in words has been indicated below:

- **How the residual financing (over and above Central Government share) is shared between the States, ULBs? (200 words)**

As the ULBs are weak, the State shall bear the share of the ULBs.

- **Has any other sources identified by the State/ULB (e.g. PPP, market borrowing)? Please discuss. (250 words)**

Yes, the source of funding from ADB funded Project and NLCPR has been considered to cover up the gaps.

- **What is the State contribution to the SAAP? (it should not be less than 20 percent of the total project cost, Para 7.4 of AMRUT Guidelines) (150 words)**

State has decided to contribute 10% matching share for the cities.

- **Whether complete project cost is linked with revenue sources in SAAP? How? (250 words)**

It has been attempted but if there will be VGF, the same shall be arranged by the State through its own resources or funding/loan through financial institutions.

- **Has projects been dovetailed with other sectoral and financial programme of the Centre and State Governments? (250 words)**

Yes, all possible dovetailing/convergence of ongoing/sanctioned projects under JnNURM, UIDSSMT, Smart City funded have been given due consideration during preparation of the SLIPs of the ULBs. The Water supply and sewage management for Kohima has been converged with ADB funding and Water Supply, Sewerage and Storm Water Drainage projects for Dimapur has been converged with NLCPR, MoEF and MoUD respectively.

- **Has States/UTs explored the possibility of using Public Private Partnerships (PPP), as a preferred execution model? Please discuss. (300 words)**

PPP is under consideration and shall be detailed out during DPR preparation. All the assets created will be under Operation and maintenance of 5 years period for which provision will be kept in the bidding document. The work shall be awarded to the lowest bidder who will have to maintain and operate the created asset, for which O&M charges shall be borne by the ULB.

- **Are PPP options included appropriate Service Level Agreements (SLAs) which may lead to the People Public Private Partnership (PPPP) model? How? (300 words)**

PPP is under consideration and shall be detailed out during DPR preparation. While preparing DPR focus will not be only asset creation but on actual service delivery. Performance based output and payment shall be attempted with the objective of achieving desired service level.

Table 1.1: Breakup of Total MoUD Allocation in AMRUT

Name of State: Nagaland

FY- 2015-16

(Amount in Crores)

Total Central funds allocated to State	Allocation of Central funds for A&OE (@ 8% of Total given in column 1)	Allocation of funds for AMRUT (Central share)	Multiply col. 3 by x3) for AMRUT on col. 4 (project proposal to be three-times the annual allocation - CA)	Add equal (col. 4) State/ULB share	Total AMRUT annual size (cols. 2+4+5)
1	2	3	4	5	6
11.46	0.97	10.49	31.48	3.50	35.95

Table 1.2.1: Abstract-Sector Wise Proposed Total Project Fund and Sharing Pattern

Name of State: Nagaland

FY- 2015-16

(Amount in Crores)

Sl. No.	Sector	No of Projects	Centre	State	ULB	Convergence	Others	Total Amount
1	Water Supply	1	3.6	0.40	-	-	-	4.00
2	Sewerage & Septage Management	1	2.25	0.25	-	-	-	2.50
3	Drainage	1	12.23	1.36	-	-	-	13.59
4	Urban Transport	1	12.60	1.40	-	-	-	14.00
5	Green Spaces and Parks	2	0.80	0.09	-	-	-	0.89
	Grand Total	9	31.48	3.50	-	-	-	34.98

Table 1.2.2: Abstract-Break-up of Total Fund Sharing Pattern

Name of State : Nagaland

FY- 2015-16

(Amount in Crores)

Sl. No.	Sector	Centre	State			ULBs			Convergence	Others	Total
		Mission	14th FC	Others	Total	14th FC	Others	Total			
1	Water Supply	3.6		0.40	0.40						4.00
2	Sewerage & Septage Management	2.25	-	0.25	0.25	-	-	-	-	-	2.50
3	Drainage	12.23	-	1.36	1.36	-	-	-	-	-	13.59
4	Urban Transport	12.60	-	1.40	1.40	-	-	-	-	-	14.00
5	Others	0.8	-	0.09	0.09	-	-	-	-	-	0.89
	Grand Total	31.48	-	3.50	3.50	-	-	-	-	-	34.98
										A.&O.E.	0.97
										Total SAAP Size	35.95

STATE ANNUAL ACTION PLAN (SAAP) – Nagaland

Table 1.3: Abstract-Use of Funds on Projects: On Going and New

Name of State: Nagaland

(Amount in Rs.) FY 2015-16

Sl. No.	Sector	Total Project Investment	Committed Expenditure (if any) from Previous year						Proposed Spending during Current Financial year						Balance Carry Forward for Next Financial Years								
			Centre	State			ULB			Centre	State			ULB			Centre	State			ULB		
				14th FC	Others	Total	14th FC	Others	Total		14th FC	Others	Total	14th FC	Others	Total		14th FC	Others	Total			
1	Water Supply	4.0	-	-	-	-	-	-	3.60	-	0.40	0.40	-	-	-	-	-	-	-	-	-	-	-
2	Sewerage and Septage Management	2.50	-	-	-	-	-	-	2.25	-	0.25	0.25	-	-	-	-	-	-	-	-	-	-	-
3	Drainage	13.59	-	-	-	-	-	-	12.23	-	1.36	1.36	-	-	-	-	-	-	-	-	-	-	-
4	Urban Transport	14.00	-	-	-	-	-	-	12.60	-	1.40	1.40	-	-	-	-	-	-	-	-	-	-	-
5	Others	0.89	-	-	-	-	-	-	0.80	-	0.09	0.09	-	-	-	-	-	-	-	-	-	-	-
Grand Total		34.98	-	-	-	-	-	-	31.48	-	3.50	3.50	-	-	-	-	-	-	-	-	-	-	-

**Table 3.1: SAAP –Master Plan of all projects to achieve universal coverage during the current Mission period based on Table 2.1
(FYs 2015-16 to 2019-20)**

Name of State: Nagaland

(Amount in Crores)

Sl. No.	Name of ULB (Water supply and Sewerage)	Total number of projects to achieve universal coverage	Estimated Cost (₹ in Crores)	Number of years to achieve universal coverage
1	2	3	4	5
Water Supply				
1	Kohima	0	0.00	-
2	Dimapur	1	4.00	4
	Sub Total	1	4.00	
Sewerage & Septage				
1	Kohima	0	0.00	-
2	Dimapur	1	2.50	1
	Sub Total	1	2.50	
	Grand Total	2	6.50	

Table 3.2.: Sector Wise Breakup of Consolidated Investments for all ULBs in the State

Name of State : Nagaland

FY- 2015-16

(Amount in Crores)

Name of City	Water Supply	Sewerage and Septage Management	Drainage	Urban Transport	Green Spaces and Parks	Reforms and Incentives	Total Amount
1	2	3	4	5	6	7	8
Kohima	-	-	13.59		0.45		14.04
Dimapur	4.00	2.50	-	14.00	0.44		20.94
Total	4.00	2.50	13.59	14.00	0.89		34.98
Total Project Investment							34.98
A.&O.E.							0.97
Grand Total							35.95

STATE ANNUAL ACTION PLAN (SAAP) – Nagaland

Table 3.3: SAAP-ULB Wise Source of Funds for All Sectors

Name of State : Nagaland

FY- 2015-16

(Amount in Crores)

(Round off to two digits after decimal)

Name of the City	Centre	State			ULBs			Convergence	Others e.g. Incentive	Total
		14th FC	Others	Total	14th FC	Others	Total			
1	4	5	6	7	8	8	9	10	11	12
Kohima	12.63	-	1.40	1.40	-	-	-	-	-	14.04
Dimapur	18.85	-	2.09	2.09	-	-	-	-	-	20.94
Grand Total	31.48		3.50	3.50	-	-	-	-	-	34.98

Table 3.4: SAAP - Year Wise Share of Investments for All Sectors (ULB Wise)

Name of State: Nagaland

FY 2015-16 (Amount in Rs.)

Name of City	Sector	Total Project Investment	Committed Expenditure (if any) from Previous year						Proposed Spending during Current Financial year						Balance Carry Forward for Next Financial Years								
			Centre	State			ULB			Centre	State			ULB			Centre	State			ULB		
				14th FC	Others	Total	14th FC	Others	Total		14th FC	Others	Total	14th FC	Others	Total		14th FC	Others	Total			
Kohima	Water Supply	NIL	-	-	-	-	-	-	-	-	-	-	-	-	-	-	-	-	-	-	-	-	
	Sewerage and Septage Management	NIL	-	-	-	-	-	-	-	-	-	-	-	-	-	-	-	-	-	-	-	-	
	Storm Water Drainage	13.59	-	-	-	-	-	-	12.23	-	1.36	1.36	-	-	-	-	-	-	-	-	-	-	
	Green Spaces & Parks	0.45	-	-	-	-	-	-	0.40	-	0.05	0.05	-	-	-	-	-	-	-	-	-	-	
Dimapur	Water Supply	4.00	-	-	-	-	-	-	3.60	-	0.40	0.40	-	-	-	-	-	-	-	-	-	-	
	Sewerage and Septage Management	2.50	-	-	-	-	-	-	2.25	-	0.25	0.25	-	-	-	-	-	-	-	-	-	-	
	Storm Water Drainage	NIL	-	-	-	-	-	-	-	-	-	-	-	-	-	-	-	-	-	-	-	-	
	Urban Transport	14.00	-	-	-	-	-	-	12.60	-	1.40	1.40	-	-	-	-	-	-	-	-	-	-	
	Green Spaces & Parks	0.44	-	-	-	-	-	-	0.40	-	0.04	0.04	-	-	-	-	-	-	-	-	-	-	
Grand Total		421.20	-	-	-	-	-	-	31.48	-	3.50	3.50	-	-	-	-	-	-	-	-	-	-	

Table 3.5: SAAP-- State level Plan for Achieving Service Level Benchmarks

Name of State : Nagaland

Current Mission Period- 2015-20

Proposed Priority Projects	Total Project Cost	Indicator	Baseline	Annual Targets based on Master Plan (Increment from the Baseline Value)					
				FY 2016		FY 2017	FY 2018	FY 2019	FY 2020
				H1	H2				
Water Supply									
Water Supply Projects in 2 AMRUT cities	4.0 (besides on going projects)	Household level coverage of direct water supply connections	20.6 % (K) 32 % (D)	-	20.6 % (K) 32 % (D)	40%	50%	80%	100%
		Per capita quantum of water supplied	53.00 LPCD (K) 53.42 LPCD (D)	-	53.00 LPCD (K) 53.42 LPCD (D)	63 lpcd	70 lpcd	110 lpcd	
		Quality of water supplied	100%	-	100%	100%	100%	100%	100%
Sewerage and Septage Management									
Sewerage and Septage Management Projects in 2 AMRUT cities	2.50 (besides on going projects)	Coverage of latrines (individual or community)	0%	-	5%	20%	30%	50%	100%
		Coverage of sewerage network services	0%	-	10%	20%	40%	60%	80%
		Efficiency of Collection of Sewerage	0 %	-	10%	40%	60%	80%	100%
		Efficiency in treatment	-	-	-	-	-	-	-

Table 3.6: SAAP- State Level Plan of Action for Physical and Financial Progress

Name of State: Nagaland

FY- 2015-16

Name of the City	Performance Indicator	Baseline (% age) (as of date	Mission target (%age)	For financial Year 2015-16			
				For Half Year 1		For Half Year 2	
				Physical Progress to be achieved	Funds to be Utilized	Physical Progress to be achieved (% age)	Funds to be Utilized (Rs in Crores)
<u>Sector: Sewerage and Septage</u>							
Dimapur	Efficiency of Collection of Sewerage	0	100%	-	-	0%	Nil
<u>Sector: Storm Water Drainage</u>							
Kohima	Coverage of major storm water drainage network	40%	100%	-	-	20%	1 Crores
<u>Sector: Urban Transport</u>							
Dimapur		30%	100%	-	-	20%	1 Crores
<u>Sector: Others</u>							
Green Spaces & Parks						30%	0.264 Crores

Table 4: SAAP - Broad Proposed Allocations for Administrative and Other Expenses

Name of State : Nagaland

Current Mission Period- 2015-16

(Amount in Crores)

Sl. No.	Items proposed for A&OE	Total Allocation (in Cr)	Committed Expenditure from previous year (if any)	Proposed spending for Current Financial year	Balance to Carry Forward			
					FY-2017	FY-2018	FY-2019	FY-2020
1	Preparation of SLIP and SAAP		-	0.05	-			
2	PDMC		-	0.00	0.20			
3	Procuring Third Party Independent Review and Monitoring Agency		-	0.05	0.05			
4	Publications (e-Newsletter, guidelines, brochures etc.)		-	0.05	-			
5	Capacity Building and Training		-	0.10	0.24			
	5.a)CCBP, if applicable -		-	-	0.08			
	5.b) Others (Workshop & Seminars)		-	-				
6	Reform implementation		-	0.05	0.05			
7	Others		-	0.05	-			
Total		0.97		0.35	0.62			

Note: Central share will be 0.97 crores for A&O.E.

Table 5.1: SAAP - Reforms Type, Steps and Target for AMRUT Cities FY-2015-2016

Name of State : Nagaland

FY- 2015-16

Sl. No.	Type	Steps	Implementation Timeline	Target to be set by states in SAAP		Remarks (Present Status)
				Oct 2015 to Mar 2016	Apr to Sep 2016	
1	E-Governance	Digital ULBs			-	Partially implemented and to be achieved within prescribed timeline
		1. Creation of ULB website.	6 months	Yes	-	
		2. Publication of e-newsletter, Digital India Initiatives.	6 months	Yes	-	
		3. Support Digital India (ducting to be done on PPP mode or by the ULB itself).	6 months	Yes	-	
2	Constitution and professionalization of municipal cadre	1. Policy for engagement of interns in ULBs and implementation.	12 months	-	Yes	Partially implemented and to be achieved within prescribed timeline
3	Augmenting Double entry accounting	1. Complete migration to double entry accounting system and obtaining an audit certificate to the effect from FY 2012-13 onwards.	12 months	-	Yes	Partially implemented and to be achieved within prescribed timeline
		2. Publication of annual financial statement on website	Every Year		Yes	

STATE ANNUAL ACTION PLAN (SAAP) – Nagaland

Sl. No.	Type	Steps	Implementation Timeline	Target to be set by states in SAAP		Remarks (Present Status)
4	Urban Planning and City Development Plans	1. Improvement Plans (SLIP), State Annual Action Plans (SAAP).	6 months	Yes		SLIP & Tentative SAAP Prepared
		2. Make action plan to progressively increase Green cover in cities to 15% in 5 years.	6 months	Yes		To be Prepared
		3. Develop at least one Children Park every year in the AMRUT cities.	Every Year		Yes	Provision taken in SLIP
		4. Establish a system for maintaining of parks, playground and recreational areas relying on People Public Private Partnership (PPPP) model.	12 months		Yes	To be Established
5	Devolution of funds and functions	1. Ensure transfer of 14th FC devolution to ULBs.	6 months	Yes		Transferred
		2. Appointment of State Finance Commission (SFC) and making decisions.	12 months		Yes	SFC formed and the Recommendation of 1st SFC will be fully implemented within prescribed time period
		3. Transfer of all 18 functions to ULBs.	12 months		Yes	Transferred
6	Review of Building by-laws	1. Revision of building bye laws periodically.	12 months		Yes	To be accomplished within the prescribed

STATE ANNUAL ACTION PLAN (SAAP) – Nagaland

Sl. No.	Type	Steps	Implementation Timeline	Target to be set by states in SAAP		Remarks (Present Status) time period
		2. Create single window clearance for all approvals to give building permissions	12 months		Yes	
7a	Municipal tax and fees improvement	1. At least 90% coverage.	12 months		Yes	To be achieved within prescribed time period
		2. At least 90% collection.				
		3. Make a policy to, periodically revise property tax, levy charges and other fees.				
		4. Post Demand Collection Book (DCB) of tax details on the website.				
		5. Achieve full potential of advertisement revenue by making a policy for destination specific potential having dynamic pricing module				
7a	Improvement in levy and collection of usercharges	1. Adopt a policy on user charges for individual and institutional assessments in which a differential rate is charged for water use andadequate safeguards are included to take care of the interests of the vulnerable.	12 months		Yes	To be achieved within the prescribed time period

STATE ANNUAL ACTION PLAN (SAAP) – Nagaland

Sl. No.	Type	Steps	Implementation Timeline	Target to be set by states in SAAP		Remarks (Present Status)
		2. Make action plan to reduce water losses to less than 20% and publish on the website.				
		3. Separate accounts for user charges.				
		4. At least 90% billing.				
		5. At least 90% collection				
8	Energy and Water audit	1. Energy (Street lights) and Water Audit (including non-revenue water or losses audit).	12 months		Yes	To be achieve within prescribed time period
		2. Making STPs and WTPs energy efficient.				
		3. Optimize energy consumption in street lights by using energy efficient lights and increasing reliance on renewable energy.				

Table 5.2: SAAP - Reforms Type, Steps and Target for AMRUT Cities FY-2016-2017

Name of State –Nagaland

Sl. No.	Type	Steps	Implementation Timeline	Target to be set by states in SAAP				Remark
				April to Sep, 2015	Oct, 2015 to Mar, 2016	April to Sep, 2016	Oct, 2016 to Mar, 2017	
1.	E-Governance	1 Coverage with E-MAAS (from the date of hosting the software) <ul style="list-style-type: none"> • Registration of Birth, Death and Marriage, • Water & Sewerage Charges, • Grievance Redressal, • Property Tax, • Advertisement tax, • Issuance of Licenses, • Building Permissions, • Mutations, • Payroll, • Pension and e-procurement. 	24 months				Yes	To be accomplished
2.	Constitution and professionalization of municipal cadre	1 Establishment of municipal cadre. 2 Cadre linked training.	24 months				Yes	To be accomplished

STATE ANNUAL ACTION PLAN (SAAP) – Nagaland

3.	Augmenting Double Entry Accounting	1 Appointment of internal auditor.	24 months				Yes	To be accomplished
4.	Urban Planning and City Development Plans	1 Make a State Level policy for implementing the parameters given in the National Mission for Sustainable Habitat.	24 months				Yes	To be accomplished
5.	Devolution of Funds and Functions	1 Implementation of SFC recommendations within timeline.	18 months			Yes		To be accomplished
6.	Review of Building Bye-Laws	1 State to formulate a policy and action plan for having a solar roof top in all buildings having an area greater than 500 square meters and all public buildings.	24 months				Yes	To be accomplished
		2 State to formulate a policy and action plan for having Rainwater harvesting structures in all commercial, public buildings and new buildings on plots of 300 sq. meters and above.	24 months				Yes	To be accomplished
7.	Set-up financial intermediary at state level	1 Establish and operationalize financial intermediary- pool finance, access external funds, float municipal bonds.						Not Applicable
8.	Credit Rating	1 Complete the credit ratings of the ULBs.	18 months			Yes		To be accomplished
9.	Energy and Water Audit	1 Give incentives for green buildings (e.g. rebate in property tax or charges connected to building permission/development charges).	24 months				Yes	To be accomplished

Name of State : Nagaland

Table 5.3: SAAP - Reforms Type, Steps and Target for AMRUT Cities FY-2017-2018

Sl. No.	Type	Steps	Implementa tion Timeline	Target to be set by states in SAAP						Remark
				April to Sep, 2015	Oct, 2015 to Mar, 2016	April to Sep, 2016	Oct, 2016 to Mar, 2017	April to Sep, 2017	Oct, 2017 to Mar, 2018	
1.	E-Governance	1 Personnel Staff management. 2 Project management.	36 months	-	-	-	-	-	Yes	To be accomplished
2.	Urban Planning and City Development Plans	1 Establish Urban Development Authorities.	-	-	-	-	-	-	-	Not Relevant
3.	Swachh Bharat Mission	1 Implementation of SFC recommendations within timeline.	36 months	-	-	-	-	-	Yes	To be accomplished

Name of State : Nagaland

Table 5.4: SAAP - Reforms Type, Steps and Target for AMRUT Cities FY-2018-2019

Sl. No.	Type	Steps	Implementation Timeline	Target to be set by states in SAAP				April to Sep, 2017	Oct, 2017 to Mar, 2018	April to Sep, 2018	Oct, 2018 to Mar, 2019	Remark
				April to Sep, 2015	Oct, 2015 to Mar, 2016	April to Sep, 2016	Oct, 2016 to Mar, 2017					
1.	Urban Planning and City Development Plans	1 Preparation of Master Plan using GIS.	48 Months								Yes	To be accomplished

Table 7.1: SAAP - ULB level Individual Capacity Development Plan (State level Plan)

Name of State : Nagaland

FY- 2015-16

Form 7.1.1 : Physical

Sl. No.	Name of the Department/Position	Total no. of functionaries (officials/elected representatives) identified at start of Mission (2015)	Numbers trained during last FY (s)	No. to be trained during the current FY	Name(s) of Training Institute for training during the current FY	Cumulative numbers trained after completion of current FY 2015-16
1	Elected Representatives	-	-	-	Training Institutes/ Entities as approved by MoUD/ AIILSG	
2	Administration Department	Total Employees of ULBs in each department	-	19		
3	Finance Department		-	19		
4	Engineering and Public Health Department		-	38		
5	Town Planning Department		-	38		
	Total			114		

Table 7.1: SAAP - ULB level Individual Capacity Development Plan (State level Plan)

Name of State: Nagaland

FY- 2015-16

Form 7.1.2: Financial

Sl. No.	Name of the Department/Position	Cumulative funds released upto current FY	Total expenditure upto current FY	Unspent funds available from earlier release	Funds required for the current FY to train the number given in Form 1 (INR Crore))
1	Elected Representatives	-	-	-	-
2	Administration Department	-	-	-	0.020
3	Finance Department	-	-	-	0.015
4	Engineering and Public Health Department	-	-	-	0.020
5	Town Planning Department	-	-	-	0.045
				Total Amount	0.10

Table 7.2: Annual Action Plan for Capacity Building

Name of State: Nagaland

FY- 2015-16

Form 7.2.1 : Fund Requirement for Individual Capacity Building at ULB level

Sl. No.	Name of ULB	Total numbers to be trained in the current financial year, department wise						Name of the Training Institution (s) identified	No. of Training Programmes to be conducted	Fund Reqd. in current FY (₹ in Crore)
		Elected Reprs.	Finance Dept.	Engineering Dept.	Town Planning Dept.	Admin. Dept.	Total			
1	All ULBs	-	19	38	38	19	76	Training Institutes/ Entities as approved by MoUD/ AILSG	4	0.10
2										
3										
4										
5										
	Total									

Note: All ULBs of the state has been considered for individual capacity building plan.

Table 7.2: Annual Action Plan for Capacity Building

Name of State: Nagaland

FY- 2015-16

Form 7.2.2: Fund Requirement for State level activities

Sl. No.	State Level activities	Total expenditure upto current FY	Unspent funds available from earlier releases	Funds required for the current FY (In Crore)
1	RPMC (SMMU)	NA	NA	-
2	UMC			-
3	Others (Workshops, Seminars, etc.) are approved by NIUA			-
4	Institutional/ Reform			0.05
	Total	-	-	0.05

Table 7.2.3: Annual Action Plan for Capacity Building

Name of State : Nagaland

FY- 2015-16

Form 7.2.3: Total Fund Requirement for Capacity Building

Sl. No.	Fund requirement	Individual (Training & Workshop)	Institutional/ Reform	SMMU/RPMC/CMMU	Others	Total (In Crore)
1	Total release since start of Mission (2015)	-	-	-	-	3.41
2	Total utilisation-Central Share	-	-	-	-	-
3	Balance available-Central Share	-	-	-	-	-
4	Amount required-Central Share	-	-	-	-	-
5	Total fund required for capacity building in current FY 2015-16	-	-	-	-	0.10