

# STATE ANNUAL ACTION PLAN (SAAP) (FY 2016-17)



## State - MIZORAM

## TABLE OF CONTENTS

Checklist – Consolidated State Annual Action Plan of all ULBs to be sent for Assessment by MoUD (as per table 6.2)	3
Minutes of State High Powered Steering Committee (SHPPSC) Meeting	6
Chapter 1: Project Background and Summary	10
Chapter 2: Review of SAAPs	12
Chapter 3: STATE ANNUAL ACTION PLAN (SAAP)	36
1. Principles of Prioritization	37
2. Importance of O&M	40
3. Reform Implementation	41
4. Annual Capacity Building Plan	42
5. A&OE	44
6. Financing of Projects	45
Chapter 4: TABLES:	48

**Checklist – Consolidated State Annual Action Plan of all ULBs to be sent for Assessment by MoUD (as per table 6.2)**

Sl. No.	Points of Consideration	Yes/No	Give Details
1.	Have all the Cities prepared SLIP as per the suggested approach?	Yes	SLIP was prepared as per suggested approach given in the Mission guidelines. Universal coverage of water supply and sewerage/septage is given top priority. Construction of storm water drainage is also given top priority considering the existing scenario of the city.
2.	Has the SAAP prioritized cities for investment as per priority sectors and gap assessment?	Yes	Aizawl is the only AMRUT city in Mizoram. Priority has been given for Water Supply and Storm water drainage looking into existing service level across Aizawl Municipal Corporation areas.
3.	Is the indicator wise summary of improvements proposed (both investments and management improvements) by State in place?	Yes	As per requirement, indicator wise improvement proposal for investment and management has been considered.
4.	Have all the cities under Mission identified/done baseline assessments of service coverage indicators?	Yes	Baseline assessments of service coverage have been done for selected city i.e. Aizawl Municipal Corporation area.
5.	Is the SAAP derived from an approach towards meeting Service Level Benchmarks agreed by Ministry for each Sector?	Yes	SAAP have been prepared to meet Service Level Benchmark as agreed by Ministry for each sector.
6.	Is the investment proposed commensurate to the level of improvement envisaged in the indicator?	Yes	The proposed investment matches with Service Level Improvement envisaged in the indicator.
7.	Are State Share and ULB share in line with proposed Mission approach?	Yes	State share and ULB share are in line with proposed Mission

			approach.
8.	Is there a need for additional resources and have state considered raising additional resources (State programs, aided projects, additional devolution to cities, 14th Finance Commission, external sources)?	Yes	Additional financial resources are being mobilised through 14 <sup>th</sup> Finance Commission, ADB funded NERCCDIP, Swachh Bharat Mission, Smart Cities, etc. by way of convergence.
9.	Does State Annual Action Plan verify that the cities have undertaken financial projections to identify revenue requirements for O&M and repayments?	Yes	SAAP have been prepared considering O&M charges to be reimbursed by User Charges. The cost of O&M charges will be borne by the State and ULB. Additional fund required for O&M and repayment shall be worked out while preparing DPR.
10.	Has the State Annual Action Plan considered the resource mobilization capacity of each ULB to ensure that ULB share can be mobilized?	Yes	Resource mobilization capacity of ULB has been considered while preparing SAAP. If required, additional funds shall be raised through financial institutions and other sources. If the ULB do not have adequate capacity to handle projects, the State Government will make necessary arrangements as provided in the Mission guidelines.
11.	Has the process of establishment of PDMC been initiated and completed?	Yes	As advised by MoUD, PDMC for the State is SIPMIU under ADB funded NERCCDIP.
12.	Has a roadmap been prepared to realize the resource potential of the ULB?	Yes	The resource potential of the ULB has been considered. If the ULB is financially weak, alternate fund sources will be arranged by the State.
13.	Is the implementation plan for projects and reforms in place (Timelines and yearly milestones)?	Yes	The timelines and yearly milestones have been set for achieving reforms and projects

			under scheduled period.
14.	Has the prioritization of projects in ULBs been done in accordance with para 7.2 of the guidelines?	Yes	<p>Prioritization has been given in Water Supply and Sewerage in accordance with para 7.2 of mission guidelines.</p> <p>Construction of storm water drainage is given top priority as well, considering the existing service level across Aizawl Municipal Corporation areas.</p>



(Dr. C. VANLARAMSANGA)  
State Mission Director - AMRUT, Mizoram  
&  
Secretary to the Govt. of Mizoram  
UD&PA Department

## Minutes of State High Powered Steering Committee (SHPCS) Meeting

### MINUTES OF THE STATE LEVEL HIGH POWERED STEERING COMMITTEE (SLHPCS) UNDER AMRUT FOR MIZORAM

\*\*\*

**Venue :** Chief Secretary's Conference Hall, New Secretariat Complex, Aizawl, Mizoram.

**Date and Time:** 23<sup>rd</sup> May, 2016 (Monday); 2:00 p.m.

The meeting was chaired by Mr. Lalmalsawma, Chief Secretary to the Government of Mizoram and attendance of Members is annexed

The Chairman welcomed the officials present in the meeting and informed that the meeting had been convened to discuss matters relating to AMRUT. He then invited Dr. C. Vanlalramsanga, Secretary to the Government of Mizoram, UD&PA Department & Member Secretary of State Level High Powered Steering Committee (SLHPCS) to present the agenda items and to initiate the discussions.

The Member Secretary informed the meeting that MoUD allocated an amount of Rs. 42.00 crores as Central share and Rs. 1.12 as A&OE for the year 2016-17 for Mizoram State. Based on the Central allocation, State Annual Action Plan (SAAP) has been prepared with the fund sharing pattern of 90:10. The total SAAP size of Mizoram for the year 2016-17 is Rs. 46.67 crores with Rs. 4.67 crores being the State share. He also informed that MKM Urban and Infra (OPC) Pvt. Ltd. India has been appointed as IRMA by the State. He also reported that out of the 5 (five) components of AMRUT, there are 2 (two) components which comes under the ambit of Aizawl Municipal Corporation, viz. Urban Transport and Green Space & Parks. Accordingly, 2015-2016 fund amounting to Rs. 1.30 crores has been transferred to Aizawl Municipal Corporation for implementation of the said components. The total fund for the said two components to be transferred to Aizawl Municipal Corporation is Rs. 6.489 crores. The remaining three components viz. Water Supply, Sewerage and Drainage will be implemented by the concerned parastals in line with the formalities laid down in the Mission guidelines, i.e. PHED, PWD, etc. The same pattern is to be followed for 2016-17.

After this brief report on the actions taken under AMRUT by the State Government, the meeting discussed and made decisions against the following items as under:

### **1. Approval of SAAP 2016-17:**

SAAP 2016-17 which is prepared by the Nodal Department, UD&PA Department, in consultation with Aizawl Municipal Corporation, was placed in the meeting for discussion and approval. The meeting carefully evaluated the answers to the questions given in the SAAP format. The abstract fund break-up of total sharing pattern for all sectors was also carefully examined by the meeting.

**After due deliberations, the meeting approved SAAP 2016-17 and gave consent to submit the prepared SAAP 2016-17 to MoUD for approval.**

### **2. Confirmation of Self- Assessment Reforms Agenda under AMRUT:**

The meeting was informed that Self-assessment done by the ULB was reviewed by IRMA. IRMA Review Report on Implementation of Reforms under AMRUT, Aizawl, Mizoram which was submitted to the Director, UD&PA Department by IRMA was placed in the meeting. The meeting carefully examined the 28 milestones of the Reforms and the report given by the IRMA. All the supporting documents are thoroughly checked and it was agreed and confirmed that the overall score of the State of Mizoram comes to 230 out of 280 marks which was 82 percent. MoUD has set aside 10% of AMRUT budget which could be claimed as incentive for achieving at least 70% of the reform milestones set by the MoUD for which the Achievement Report is to be submitted within May 30, 2016.

**The meeting approved the scorecard and directed the Mission Directorate to submit the same to MoUD within the stipulated timeframe in order to claim the Reforms incentives as the overall score is greater than 70 percent.**

### **3. Appointment of PDMC:**

The meeting was informed that MoUD has advised all the North East States that SIPMIU may be appointed as Project Development and Management Consultants (PDMC) in order to overcome various constraints and to have end-to-end support for project design, development, implementation and management as external entities. It was also discussed that SLIP, SAAP, DPRs, etc. for 2015-16, 2016-17 were prepared without the assistance of PDMC which were approved by MoUD and the State.

**However, the meeting agreed to follow MoUD's advice and agreed to appoint SIPMIU as PDMC for the successful implementation of the Mission.**

Concluding the meeting, the Chairman stressed upon the importance of the Mission and requested the concerned officials to submit SAAP 2016-17 and the confirmed IRMA Review Report on Implementation of Reforms under AMRUT for the year 2015-16 within the stipulated timeframe.

The meeting ended with a vote of thanks from the Chair.



(LALMALSAWMA)  
Chief Secretary  
Government of Mizoram

**Memo No.B.13022/3/2015/DTE/UD&PA(AMRUT) : Dated Aizawl, the 23<sup>rd</sup> May,2016**  
**Copy to:-**

1. PS to Minister, UD & PA Department, Government of Mizoram
2. Sr. PPS to Chief Secretary, Government of Mizoram
3. Joint Secretary (UD), MoUD, Government of India
4. Director(AMRUT), MoUD, Government of India
5. OSD(UT), MoUD, Government of India
6. All other members concerned
7. Guard file











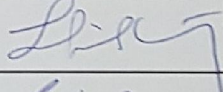
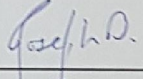

(DR. C. VANLALRAMSANGA)  
Secretary to the Govt. of Mizoram  
Urban Dev. & Poverty Alleviation Deptt.  
& Mission Director (AMRUT)



CHIEF SECRETARY'S CONFERENCE HALL

23<sup>rd</sup> May, 2016  
2:00 PM

ATTENDANCE SHEET

Sl. No	Name	Designation	Signature
1.	LALMALSAWMA	CHIEF SECRETARY	CHAIR
2.	Dr. C. VAH LA RAMSANGA	SECRETARY, UD & PA	
3.	Zoram Miana	Director UD&PA	
4.	LALRAM THANGA	Prd. Secy, ER&F	LR
5.	LAL ZORARA	Secy, FA	
6.	V. LALREMI THANGA	Secy, PHE	
7.	Ethel Rotherynguis	Secy, AMC	
8.	Andrew Lalhuanaia	Dy. Director, UD&PA	
9.	Deborah Lalampuii	MFS, UD & PA	
10.	ANNIE KOHMANGAHI	UIS, UD & PA	
11.	MICHAEL LALNEITHUVANGA	IEC Specialist, UD & PA	
12.	Joseph Daxothanga	SDS, UD&PA	
13.	JORDYNEFF ZOREMSANGA	C.O, UD&PA	

## Chapter 1: Project Background and Summary

**Provide brief description of AMRUT Mission as applicable to your State, thrust areas under mission, coverage of cities under mission, program management structure and funding allocation. (Two pages)**

**Here fill out Tables 1.1, 1.2.1, 1.2.2, 1.3 and 1.4 (pgs. 32 - 35); Tables 3.2 (pg.43) and 3.4 (pg.45) given in the AMRUT Guidelines. (Tables are filled up in annexes)**

Atal Mission for Rejuvenation and Urban Transformation (AMRUT) was launched on the 25<sup>th</sup> June, 2015 by the Ministry of Urban Development (MoUD), Government of India. As per the mission guidelines, the State of Mizoram focuses on the following Thrust Areas:

- i. water supply,
- ii. sewerage and septage management,
- iii. storm water drains to reduce flooding,
- iv. pedestrian, non-motorized and public transport facilities, parking spaces, and
- v. enhancing amenity value of cities by creating and upgrading green spaces, parks and recreation centers, especially for children.

Ministry of Urban Development has selected the capital city i.e. Aizawl in the State of Mizoram. Aizawl Municipal Corporation is the only Urban Local Body in Mizoram which was established in the year 2008. The AMC consists of 19 elected members representing 19 wards of the city appointed by the Governor of Mizoram.

Government of Mizoram constituted the State Level High Powered Steering Committee (SLHPSC) under the chairmanship of Chief Secretary, Government of Mizoram and State Level Technical Committee (SLTC) chaired by the Secretary, UD&PA Department, Government of Mizoram under AMRUT vide letter No. B.11030/115/2015 – UD&PA dt. 11.08.2015 in line with the Mission Guidelines. The State Government designated UD&PA Department as the State Mission Directorate and appointed the Secretary, UD&PA Department as the State Mission Director and the Director, UD & PA Department is appointed as the State Nodal Officer.

UD&PA Department being appointed as the State Mission Directorate and Nodal Department for the implementation of AMRUT, the concerned officials from the Nodal Department and ULB attended training on preparation of SLIP conducted by MoUD at Guwahati on 1<sup>st</sup> week of Sept, 2015. For the successful preparation of SLIP, Stakeholders Consultative Meeting was held on 15<sup>th</sup> Sept, 2015 under the chairmanship of Minister, UD&PA Department, Government of Mizoram with all line departments and parastatals. The meeting agreed that SLIP will be prepared with all the involvement of concerned departments like PHED, PWD, ULB and State Mission Directorate. SLIP was prepared with active participation from all line departments and submitted online to the Ministry.

After SLIP was approved by MoUD, the second important step in this mission is preparation of State Annual Action Plan (SAAP) for the period of 2015-16 as SAAP is designed to be prepared annually during the mission period. In order to prepare effective SAAP, and as per the mission guidelines for the development of the city,

UD&PA Department, being the nodal department had organized Handholding sessions for finalization of SAAP under AMRUT on 1<sup>st</sup> Oct, 2015 with National Consultants from MoUD, GOI and concerned departments viz., PHE, PWD, AMC who took active part in the session. After careful deliberations, SAAP was prepared based on the data of SLIP which was approved by SLHPSC on 19<sup>th</sup> October, 2015. The approved SAAP was submitted to MoUD on 29<sup>th</sup> October, 2015. Mizoram SAAP was approved by the Apex Committee, MoUD, Government of Mizoram on 13<sup>th</sup> November, 2016. DPRs were prepared and approved on 30<sup>th</sup> December, 2015 by SLTC.

As per the guidelines of AMRUT, SLIP and SAAP were prepared on the funding pattern of 50:50 initially which were already approved. As per the MoUD letter vide No. F.N.K – 16011/1/3/2016-AMRUT dt. 10.03.2016, the funding pattern of AMRUT mission from the ratio of 50:50 was altered to 90:10 from Central share and State share. As a result of this, the total SAAP size was downsized and the DPRs prepared needed to be changed due to the new funding pattern.

The total size of SAAP for the period of 2015-16 was Rs. 41.687 crores with the funding pattern of 90:10 i.e. Rs. 36.5 crores is Central share and Rs. 4.057 crores is State share. Rs 1.13 crores is allocated for A&OE. The funding allocation for the year 2015-16 is as follows:

Sl. No	Sector	Centre	State	Total (in crs)
1	Water Supply	3.65	0.406	4.056
2	Septage Management & Bio digester	3.65	0.406	4.056
3	Drainage	23.36	2.596	25.96
4	Urban Transport	4.928	0.548	5.476
5	Green Space & Parks	0.912	0.101	1.013
6	<b>A.&amp;O.E.</b>	1.13	-	1.13
				<b>41.687</b>

MoUD released 1<sup>st</sup> installment i.e. 20% of the project fund amounting to Rs. 7.3 crores on 20<sup>th</sup> Nov, 2015 to the State. In addition to this, MoUD also released Rs. 25 lakhs on 24<sup>th</sup> July, 2015 which was utilized for preparation of SLIP, SAAP and DPRs. Project works are expected to be completed within the timeframe depending on timely release of fund by the Ministry.

## Chapter 2: Review of SAAPs

The state is required to prepare SAAP every year and get it approved by the Apex Committee. Before preparing the current year's SAAP, a key requirement is to review the performance of the approved SAAP of the previous years. This chapter reviews the performance of the implementation of the past SAAPs on key themes in the AMRUT Guidelines.

### Project Progress

In this section the physical and financial progress is reviewed. Please complete the following table and respond to the questions.

Rs. in Crores

Sl. No.	Name of ULB	Approved SAAP		DPR (Y/N)	SLTC (Y/N)	Work Order (Y/N)	Implementation Progress		Amount disbursed till date
		Project name	Amount				Physical (%)	Financial (%)	
1	AMC	Water Supply	386.196	Yes	Yes	Yes <sup>1</sup>	44.97%	13.95%	53.85
2	AMC	Septage Management and Bio digester	60.456	Yes	Yes	Yes <sup>2</sup>	27.15%	52%	31.49
3	AMC	Storm water Drainage of Aizawl, Mizoram	25.596	Yes	Yes	No	5% <sup>3</sup>		
4	AMC	Urban Transport	5.476	Yes	Yes	No	5%		
5	AMC	Green Space & Parks in Aizawl City	1.013	Yes	Yes	No	5%		

<sup>1</sup> Convergence of water supply project with ADB funding under NERCCDIP

<sup>2</sup> Convergence of Sewerage and Septage project with ADB funding under NERCCDIP

<sup>3</sup> Preparation of DPR and tender documents

- **Have DPRs been prepared for all projects approved earlier? If not then which are the projects for which DPR is pending and why? (500 words)**

Yes, the DPRs for all projects have been approved by the State Level Technical Committee (SLTC)-Mizoram.

- **What is the plan of action for the pending DPRs? (300 words)**

There is no pending DPR as all DPRs have been approved by the SLTC.

- **How many SLTC meetings had been held in the State? How many DPRs have been approved by the SLTC till date? (250 words)**

State Level Technical Committee (SLTC) was held four times in the State. 5 DPRs were prepared and approved by the SLTC-AMRUT, Mizoram. It may be reiterated that since the projects taken up under each components are contiguous in nature, one DPR is prepared for each of the five components.

- **By when will the pending DPRs be approved by the SLTC and when will implementation start? (250 words)**

There is no pending DPR for SAAP 2015-16.

- **Based on the identification of delayed projects and the reasons for slow physical progress, what is the plan of action to speed-up the projects? (300 words)**

All projects have been delayed and works are unable to be completed as projected in SAAP 2015-16 due to different reasons. After launching of the AMRUT mission, the State Mission Directorate takes initiative steps and worked diligently with the line departments and parastatals for the successful implementation of the mission. As per the guidelines, SLIP were prepared which were approved by MoUD and based on the SLIP, SAAP was prepared and finally approved on 13<sup>th</sup> November, 2015 by Apex Committee. After the approval of SAAP, DPRs were made for different projects with the funding pattern of 50:50 as per the mission guidelines which were approved by SLTC on 30<sup>th</sup> December, 2015. However on 10<sup>th</sup> March, 2016, MoUD informed the State that the Central-State fund sharing pattern has been revised to 90:10. Consequently, DPRs has to be revised with the funding pattern of 90:10 which were later on approved by SLTC. This is the main reason for the delay in project implementation, apart from the inherently slow process of budget allocation, release of fund by the State Finance Department, etc. 1<sup>st</sup> installment i.e. Rs. 7.30 crores (20% of the total AMRUT Central share fund of Rs. 36.50 crores) was

released on 20<sup>th</sup> November, 2015 which is yet to be utilized due to reasons stated above. Rs. 25 lakh released by MoUD on 24<sup>th</sup> July, 2015 has been fully utilized for the preparation of SLIP, SAAP, handholding sessions and preparation of DPRs.

As DPRs are already in place, tender documents for the different projects are in progress and tender will soon be floated. Execution of works will start once the Agreement is signed with the successful bidder.

- **How much amount has been utilized and what is the percentage share of the funding agencies? Are there any deviations from the approved funding pattern approved by the Apex Committee? (tabular form and 500 words)**

For reasons stated above, apart from the fund utilized under convergence, no fund has been utilized. Once the funds are utilized, there will be no deviation from the funding pattern approved by the Apex Committee. It may be again mentioned that due to the change in Central-State fund sharing pattern, revised SAAP duly approved by the SLTC and SLHPSC was resubmitted to MoUD on 25<sup>th</sup> April, 2016, approval for which is still awaited.

SAAP – Mizoram 50:50 fund sharing Pattern as per Apex Committee approval on 13<sup>th</sup> November, 2015:

Sl.No	Sector	Centre	State	Total
1	Water Supply	3.65	3.65	7.30
2	Septage Management & Bio digester	3.65	3.65	7.30
3	Drainage	23.5	23.50	47.00
4	Urban Transport	4.77	4.77	9.54
5	Green Space & Parks	0.90	0.90	1.80
6	<b>A.&amp;O.E.</b>	<b>1.13</b>	-	<b>1.13</b>
	<b>TOTAL</b>			<b>74.13</b>

SAAP-Mizoram, 2015-16 approved by SLTC and SLHPSC with the new funding pattern of 90:10.

Sl.No	Sector	Centre	State	Total
1	Water Supply	3.65	0.406	4.056
2	Septage Management & Bio digester	3.65	0.406	4.056
3	Drainage	23.36	2.596	25.956
4	Urban Transport	4.928	0.548	5.476
5	Green Space & Parks	0.912	0.101	1.013
6	<b>A.&amp;O.E.</b>	<b>1.13</b>	-	<b>1.13</b>
	<b>TOTAL</b>			<b>41.687</b>

- List out the projects where release of funds to ULBs by the State was delayed?

There is no delay of fund release to ULB.

- In how many ULBs implementation was done by agencies other than ULBs? Was a resolution taken from all ULBs? (tabular and 200 words)

Aizawl Municipal Corporation is the only ULB in Mizoram.

Sl. No	Project Name	Project amount (in Cr.)	Implementing Agency	Resolution taken
1	Reduction of Water Leakages in water Distribution System of Aizawl City	4.056	PHED	Yes. Tripartite agreement is also signed.
2	Setting up of Septage Management Unit including Anaerobic Microbial Inoculum (AMI) & Bio Digester Manufacturing Facility at Aizawl	4.056	PHED	Yes. Tripartite agreement is also signed.

3	Storm water Drainage of Aizawl	25.596	PHED and PWD	Yes. Tripartite agreement is also signed.
---	--------------------------------	--------	--------------	---

- **List out the projects where the assessed value approved by the Apex Committee was greater than the tendered value and there was a saving? Was this addressed by the HPSC in the present SAAP? (tabular and 200 words)**

Since tendering of the works are yet to be done for reasons stated above, the question of the assessed value approved by the Apex Committee being greater than the tendered value does not arise.

- **List out the number of city-wise projects where the second and third installments were claimed. (Tabular form).**

Not applicable.

- **List out the city-wise completed projects. Was the targeted benchmark achieved? Explain the reasons for non-achievement (tabular form and 400 words)**

Not applicable as of now due to non completion/non starting of projects for reasons stated above. Once the projects are started, the targeted benchmark will be achieved.

- **List out the details of projects taken up in PPP model. Describe the type of PPP (tabular; 300 words)**

Green Space and Parks project is designed to be implemented through PPP model for maintenance and development of park and DPR was prepared accordingly. Government of Mizoram has approved and notified PPP policy framework.

- **List out and describe any out-of-the-box initiatives/Smart Solutions/resilience used/incorporated in the projects under implementation. What is the nature of the F in the projects? (tabular; 300 words)**



Sl. No	Name of Project	Out-of-the-box initiatives/ Smart solutions/ resilience used/incorporated in the project
1	Reduction of Water Leakages in water Distribution System of Aizawl City	Latest sustainable technology will be adopted.
2	Setting up of septage Management Unit including Anaerobic Microbial Inoculum (AMI) & Bio Digester Manufacturing Facility at Aizawl	A technology developed by DRDO will be adopted which will breed the anaerobic microbial consortium.
3	Storm water Drainage of Aizawl	The DPR is designed in keeping with the hilly terrain of the City to make optimum use of gravity.
4	Pedestrian, Non-Motorized and Public Transport Facilities, Parking Spaces in Aizawl City	The feasibility of underground pedestrian crossing and elevated pedestrian footpath is being studied.
5	Green Space & Parks in Aizawl City	Child, elderly and disabled friendly environment is designed, merged with the existing infrastructure of Aijal Club where the project will be implemented.

### Service Levels

The focus of AMRUT is to achieve service level benchmarks, such as universal coverage in water supply, sewer connections, and so on. In the approved SAAPs, the States/ULBs have targeted the benchmark of universal coverage. The SAAP has to review the progress towards targets set by the States/ULBs to move towards achievement of universal coverage, etc. Please complete the following table and respond to the questions based on the table:

Sector: Water Supply					
Name of City	Service Level Benchmark	SAAP Baseline (as in 2015)	SAAP Mission Target	For the last Financial Year	
				Target upto beginning of current FY	Achievement upto beginning of current FY
Aizawl	Household level coverage of direct water supply connections	72%	100%	80%	75%
	Per capita quantum of water supplied	70 lpcd	135 lpcd	80 lpcd	70 lpcd
	Quality of water supplied	100%	100%	100%	100%

Sector: Sewerage and Septage Management					
Name of City	Service Level Benchmark	SAAP Baseline (as in 2015)	SAAP Mission Target	For the last Financial Year	
				Target upto beginning of current FY	Achievement upto beginning of current FY
Aizawl	Coverage of latrines (individual or community)	98%	100%	99%	99%
	Coverage of sewerage network services	0%	60%	10%	0%
	Efficiency of Collection of Sewerage	0%	60%	10%	0%
	Efficiency in treatment	0%	60%	10%	0%

Sector: Storm Water Drains					
Name of City	Service Level Benchmark	SAAP Baseline (as in 2015)	SAAP Mission Target	For the last Financial Year	
				Target upto beginning of current FY	Achievement upto beginning of current FY
Aizawl	Coverage of storm water drainage network	65%	100%	85%	65%

Sector: Urban Transport					
Name of City	Service Level Benchmark	SAAP Baseline (as in 2015)	SAAP Mission Target	For the last Financial Year	
				Target upto beginning of current FY	Achievement upto beginning of current FY
Aizawl	Service coverage of urban transport in the city	0.31			
	Availability of urban transport per 1000 population	0.58			

Sector: Green Space and Parks					
Name of City	Service Level Benchmark	SAAP Baseline (as in 2015)	SAAP Mission Target	For the last Financial Year	
				Target upto beginning of current FY	Achievement upto beginning of current FY
Aizawl	Develop Green Space and parks every year with special provisions for child friendly components	1	Minimum 5	1	0

- **In how many projects, city-wise, have targets not been achieved? What is the Plan for Action to achieve the targets? (tabular form; 500 words)**

Targets have not been achieved in all the projects due to reasons stated earlier. DPRs have been prepared and approved. Tender documents, etc. are under preparation and the targets will be achieved as soon as MoUD approved the revised SAAP 2015-16 and implementation started.

Sl.No.	Sector	Implementing Agency	Action Plan
1	Pedestrian, Non-Motorized and Public Transport Facilities, Parking Spaces in Aizawl City	AMC, UD&PA	DPR prepared and approved by SLTC. Working estimates and tender documents is under preparation.
2	Storm Water Drainage of Aizawl, Mizoram (Phase- 1)	PHED, PWD	
3	Reduction of Water Leakages in water Distribution System of Aizawl City	PHED	
4	Setting up of Septage Management Unit including Anaerobic Microbial Inoculums (AMI) & Bio Digester Manufacturing Facility at Aizawl	PHED	
5	Green Space & Parks in Aizawl City	AMC	

- **What are the status of the ongoing DPR preparation and the plan of action for the pending DPRs? (300 words)**

All DPRs were prepared and approved by SLTC and there is no pending DPR.

- **How many SLTC meetings had been held in the State? How many DPRs have been approved by the SLTC till date? (250 words)**

SLTC meeting had been held four in the State. 5(five) DPRs have been approved by the SLTC.

## Capacity Building

There are two types of capacity building – individual and institutional. The Apex Committee had approved the annual capacity building plan and the SAAP of the current year has to review the progress of the capacity plan. Please fill out following table and answer the questions.

Sl. No.	Name of ULB	Name of Department	Total number to be trained in Mission period	Target to be trained during the previous Financial Year	Number fully trained during the previous Financial Year	Name training institute
1	AMC	Elected Representatives	19	5	5	ATI, Government of Mizoram/ CSE, Delhi and ASCI, Hyderabad
2	AMC	Finance Department	7	2	2	
3	AMC	Engineering Deptt.	11	1	4	
4	AMC	Town Planning Deptt.	44	4	4	
5	AMC	Administrative Deptt	84	5	2	
		Total	165	17	17	

- In how many departments was training completed as approved in the SAAP of the last Financial Year? In how many departments was training partially done and in how many departments training not done at all? Please give reasons (300 words)

Training was held in 21<sup>st</sup> December 2015. The participants were from various functionaries such as elected representatives, engineering department, town & country planning and administration department.

- **List out the training institutes that could not complete training of targeted functionaries. What were the reasons and how will this be avoided in future? (tabular; 300 words)**

Does not arise

- **What is the status of utilization of funds? (250 words)**

Rs. 25 Lakhs released by MoUD have been fully utilized for hand holding training, meetings, stakeholder consultation, etc. and for preparation of SLIP and SAAP 2015 – 2016. The fund was also used for attending hand-holding supports for preparation of SLIP at Guwahati.

- **Have the participants visited best practice sites? Give details (350 words)**

Once the comprehensive capacity building plan for AMRUT is approved by MoUD and after signing of MoA with ASCI, Hyderabad and CSE, Delhi, the participants will visit best practice sites.

- **Have the participants attended any national/international workshops, as per guideline (Annexure 7)? (350 words)**

The participants have attended national workshop “Professional Development Programme on Preparation of DPR and Tender Documents for Solid Waste Management” in Hyderabad on 9.2.2016 to 10.2.2016.

- **What is the plan of action for the pending activities, if any? (400 words)**

Once the comprehensive capacity building plan for AMRUT is approved by MoUD and after signing of MoA with ASCI, Hyderabad and CSE, Delhi, the participants will visit best practice sites.

## Reforms

According to Guideline 4.3, incentives of previous year will be given at the start of succeeding year, for which States are required to do a self-assessment, on receipt of which incentives will be awarded. A key requirement to claim incentives is to achieve at least 70 per cent Reforms for that year. Some of the criteria to be considered while doing the assessment are as follows:

Sl.No	Reform Type	Milestones	Target for the last FY	Achievement for the last FY	Number of ULBs achieved 70 percent	Number of ULBs not achieved 70 percent
1		28	28	23	1	NIL

- Have the Reform formats prescribed by the TCPO furnished?

Yes, Reform formats prescribed by the TCPO were furnished.

## IMPLEMENTATION OF REFORMS UNDER AMRUT FY 2015-2016

Sl. No	Type	Steps	Status	Remarks
1.	E-Governance	Digital ULBs 1. Creation of ULB website  2. Publication of e-newsletter, Digital India Initiatives.  3. Support Digital India (ducting to be done on PPP mode or by the ULB itself)	Achieved  Achieved  Achieved	1. ULB website created - <a href="http://www.amc.mizoram.gov.in">www.amc.mizoram.gov.in</a>  2. News bulletin published and uploaded in the website since July, 2015.  3. Digital India is supported by installation of cable ducting through NIC and Netsurf.
2.	Constitution and professionalization of municipal cadre	Policy for engagement of interns in ULBs and implementation	Achieved	AMC engaged interns from the State government Polytechnic institution.

3.	Augmenting double entry accounting	<p>1. Complete migration to double entry accounting system and obtaining an audit certificate to the effect from FY 2012-13 onwards.</p> <p>2. Publication of annual financial statement on website.</p>	<p>Achieved</p> <p>Achieved</p>	<p>1. Fully migrated to Double Entry Accounting System. Notification No. F.13013/2/2012 – AMC dt 11.03.2014.</p> <p>2. Published upto 2014-15 and uploaded in the official website – <a href="http://www.amc.mizoram.gov.in">www.amc.mizoram.gov.in</a>.</p>
4.	Urban Planning and City Development Plans	<p>1. Preparation of Service Level Improvement Plans (SLIP), State Annual Action Plans (SAAP).</p> <p>2. Make action plan to progressively increase Green cover in cities to 15% in 5 years.</p> <p>3. Develop at least one children park every year in the AMRUT cities.</p> <p>4. Establish a system for maintaining of parks, playground and</p>	<p>Achieved</p> <p>Achieved</p> <p>Achieved</p> <p>Achieved</p>	<p>1. SLIP and SAAP prepared have already been prepared and approved by Apex Committee on 13<sup>th</sup> Nov, 2015.</p> <p>2. Action Plan to increase Green cover in the city to 15% in 5 years was included in the DPR which was approved by SLTC.</p> <p>3. Developing at least one children park every year is included in SLIP which was approved by MoUD. DPR for developing <b>City Park</b> has been prepared, appraised and approved by SLTC.</p> <p>4. Government of Mizoram has approved and notified PPP Policy Framework. Development of parks, playground and recreational areas will be implemented on PPP mode.</p>



		recreational areas relying on People Public Private Partnership (PPPP) model.		
5.	Devolution of funds and functions	<ol style="list-style-type: none"> <li>1. Ensure transfer of 14<sup>th</sup> FC devolution to ULBs.</li> <li>2. Appointment of State Finance Commission (SFC) and making decisions.</li> <li>3. Transfer of all 18 function to ULBs.</li> </ol>	<p>Achieved</p> <p>Achieved</p> <p>Not achieved</p>	<ol style="list-style-type: none"> <li>1. 14<sup>th</sup> Finance Commission Grants for 2015-16 which was received from Govt. of India has been transferred to AMC.</li> <li>2. State Finance Commission (SFC) was appointed. The report submitted by SFC was laid in Mizoram Legislative Assembly in March 2016.</li> <li>3. In the 12<sup>th</sup> Schedule of the 74<sup>th</sup> Constitutional Amendment Act, there are 18 functions to be transferred to ULB. Out of these, 12 functions had been transferred.</li> </ol>
6.	Review of Building bye laws	<ol style="list-style-type: none"> <li>1. Revision of building bye laws periodically.</li> <li>2. Create single window clearance for all approvals to give building permissions.</li> </ol>	<p>Not Achieved</p> <p>Achieved</p>	<ol style="list-style-type: none"> <li>1. The Aizawl Municipal Council Building Regulations, 2012 is being reviewed periodically.</li> <li>2. Single window clearance for approval to give building permission is created</li> </ol>
7 (a)	Municipal tax and fees improvement	<ol style="list-style-type: none"> <li>1. At least 90% coverage</li> <li>2. At least 90% collection</li> </ol>	<p>Achieved</p> <p>Not achieved</p>	<ol style="list-style-type: none"> <li>1. Property profile survey was conducted with the assistance of IDC through SIPMIU under NERCCDIP and the total number was 48929 i.e.99.9% coverage.</li> <li>2. 66.67% collection till date.</li> </ol>

		<p>3. Make a policy to, periodically revise property tax, levy charges and other fees.</p> <p>4. Post Demand Collection Book (DCB) of tax details on the website.</p> <p>5. Achieve full potential of advertisement revenue by making a policy for destination specific potential having dynamic pricing module.</p>	<p>Achieved</p> <p>Not Achieved</p> <p>Achieved</p>	<p>3. Implementation of “The Mizoram Municipalities (Property Tax Management) Rules, 2014” had come in force w.e.f 1<sup>st</sup>, April, 2015</p> <p>4. Post Demand Collection Book of tax details on the website is under development.</p> <p>5. “The AMC Advertisement &amp; Hoarding Regulations, 2012” is in force. The regulations lay down a framework for a robust pricing system to realize advertising potential.</p>
7 (b)	Improvement in levy and collection of user charges	<p>1. Adopt a policy on user charges for individual and institutional assessments in which a differential rate is charged for water use and adequate safeguards are included to take care of the interests of</p>	Achieved	<p>1. The State Government has already adopted a policy on Water Charges published the Mizoram Water Supply Control Act 2004 and Control Rules 2006 and amended from time to time. The last amendment of the rules is in 11<sup>th</sup> November 2014. As per the Act and rules different rates are charged for water used for individual (Domestic) and institutions (Commercial). Moreover, the Act and Rules had adequate safeguards to take care of the interest of vulnerable.</p>

		<p>the vulnerable.</p> <p>2. Make action plan to reduce water losses to less than 20% and publish on the website.</p> <p>3. Separate accounts for user charges.</p> <p>4. At least 90% billing.</p> <p>5. At least 90% collection.</p>	<p>Achieved</p> <p>Not achieved</p> <p>Achieved</p> <p>Achieved</p>	<p>2. At present the level of NRW (losses) is considered 40%. In order to reduce the NRW (losses) to less than 20%, NERCCDIP Scheme being implemented by the Government of Mizoram will address this NRW to be completed within a set time-frame.</p> <p>3. Efforts had been taken to open separate account for user charges.</p> <p>4. In Aizawl City 95% billing is already achieved.</p> <p>5. At present, the revenue collection is 90% and 100% collection is expected under AMRUT and SMART CITY Project.</p>
8.	Energy and Water Audit	<p>1. Energy (Street lights) and Water Audit (including Non-Revenue Water or losses audit).</p> <p>2. Making STPs and WTPs energy efficient.</p>	<p>Achieved</p> <p>Achieved</p>	<p>1. Energy Auditing system is in place and Technical &amp; Commercial losses can be captured by the Department. Water auditing system is in place and Non-Revenue Water is captured.</p> <p>2. Planned Sewage Treatment Plant and disposal facilities are under construction. Proposal for construction of Sewerage Treatment Plant is under implementation in Tranche-II of the Programme (effective date of loan was 17<sup>th</sup> Feb, 2013.)</p> <p>The project envisaged on construction of 10 MLD capacity Sewerage Treatment Plant to provide Sewerage Network connection to 6474 nos. of household within 19 localities to</p>

		3. Optimize energy consumption in street lights by using energy efficient lights and increasing reliance on renewable energy.	Achieved	<p>take care of 94,459 population (30% of present Aizawl population). The total Sewerage Network Length will be 45.92 kms of which 10 kms approximately 10 kms have been laid up-to-date.</p> <p>Sequential Batch Reactor popularly known as SBR technology is proposed in order to reduce the energy and space demand. Energy saving is also proposed through the use of genuine and efficient mechanical parts and sensors. The project envisaged treatment of 5% of the Sewage by 2016-2017 and at full capacity i.e. 30% of Aizawl population after commissioning of the project.</p> <p>3. Aizawl City was already declared as Solar City. Being the State Level Nodal Agency, UD&amp;PA Deptt. made a 'Master Plan' and was approved by the Ministry of New &amp; Renewable Energy. 'Aizawl Solar City Cell' was established and implementation of Solar City Scheme is in active progress in collaboration and partnership with Zoram Energy Development Agency (ZEDA). To promote energy efficiency, the proposal for Smart City of Aizawl lays emphasis on various energy efficient systems like solar energy, LED Street Lighting etc.</p>
--	--	---	----------	--

- **Did the State as a whole complete 70 percent of Reforms? If, yes was the incentive claimed? (100 words)**

The State has achieved 70 percent above of Reforms implementation on self assessment. Incentive is being claimed as per the guidelines.

- **What was the amount of incentive claimed? How was it distributed among the ULBs and what was it used for? (tabular; 300 words)**

The State is claiming the maximum amount of incentives as allowed by the Ministry. Since there is only one ULB, the question of distribution does not arise.

- **What is the status of Reforms to be completed in the Mission period? Has advance action been taken and a Plan of Action prepared? (500 words)**

The 54 milestones of 11 reforms agenda highlighted in the AMRUT Mission guidelines are expected to be accomplished within the Mission period and the State Government and Aizawl Municipal Corporation is taking serious effort and working on it diligently to achieve all the 54 milestones within the stipulated timeframe. Road map and action plan for all the 54 milestones of Reforms have been prepared and submitted to Ministry of Urban Development.

- **Give any instances of innovation in Reform implementation. (300 words)**

1. SLIP and SAAP 2015-16 was prepared in house and approved by the Apex Committee within 3 months without the assistance of PDMC.
2. Green Mizoram day has been observed on 11<sup>th</sup> June every year since 1998 wherein trees are planted in and around Aizawl which increases the green cover. Developing atleast one park during the mission period and observation of green Mizoram every year will definitely increase green coverage in the city which will be much higher than 15%.
3. Parks and recreational areas have been developed at 8 locations on PPP mode.

#### **Use of A&OE**

- What are the items for which the A&OE has been used? (tabular; 250 words)

Total allocation for 2015-16: Rs. 1.13 Crores

Amount released so far by MoUD: Rs. 25 Lakhs

---

#### **Abstract of Fund Utilization**

---

Sl. No	Activity	Amount utilized
1	Meeting, Stakeholder Consultation etc	Rs. 3,00,000.00
2	Stationeries	Rs. 2,00,000.00
3	Survey and Identification of thrust areas	Rs. 10,00,000.00
4	Workshop	Rs. 7,42,606.00
5	Training	Rs. 2,57,394.00
<b>Total</b>		<b>Rs. 25,00,000.00</b>

- Are the items similar to the approved items in SAAP or there is any deviation? If yes, list the items with reasons (tabular; 300 words)

No deviations.

- What is the utilization status of funds? (tabular; 250 words)

As shown in the table above.

- Has the IRMA been appointed? What was the procedure followed?(250 words)

Yes. MKM Urban and Infra (OPC) Pvt. Ltd. is the IRMA appointed on the approval of SLHPSC. The procedure followed while appointing IPE Global as the IRMA for projects under BSUP and IHSDP is adopted.

- If not appointed, give reason for delay and the likely date of appointment (100 words)

Appointed.

- Have you taken up activities connected to E-Municipality as a Service (E-MAAS)? Please give details. (250 words)

Yes, various important steps have been followed for activities related to E-Municipality as a service (E-MAAS). Strengthening of human resources in the Municipal Corporation is also undertaken by appointing regular State Government Employees (on deputation). Also a series of Trainings, sensitization programmes, Stakeholders Meetings and Workshops for Councillors (elected representatives) and officials of AMC have been conducted. Handholding support in the areas of Information Technology was given priority in these activities.

The following services have been provided on E-platform by the Municipality:-

1. Property Tax
2. Building Permissions
3. Birth & Death Registration
4. Advertisement tax
5. Grievance Redressal
6. Issuance of Licenses.

- **Have you displayed the logo and tagline of AMRUT prominently on all projects? Please give list. (tabular; 100 words)**

The logo and tagline of AMRUT will be prominently displayed once the implementation of the projects is started.

- **Have you utilised the funds on any of the inadmissible components (para 4.4)? If yes, give list and reasons. (tabular; 350 words)**

Does not arise.

### **Funds flow**

One reason for project delay has been delayed release of funds. In the following table indicate the status of funds release and resource mobilization.

Rs. in Crores

Sl. No	City name	Project name	Funds flow							
			GoI		State		ULB/ Others		Total funds flow to project	Total spent on project
			Approved amount	Disbursed	Approved amount	Disbursed	Approved amount	Disbursed		
1	Aizawl	Reduction of Water leakages in the water distribution system	3.65		0.406			2.39	4.056	Nil
2		Setting up of Septage Management Unit including Anaerobic Microbial Inoculums (AMI) & Bio Digester Manufacturing Facility at Aizawl	3.65		0.406			1.11	4.056	Nil
3		Storm water drainage (Phase 1)	23.36		2.596			2.39	25.956	Nil
4		Pedestrian, Non-motorized and public transport facilities	4.928		0.548			1.67	5.476	Nil
5		Redevelopment of City park	0.912		0.101			0.56	1.013	Nil
		Total	36.5		4.056			8.12	40.556	

- In how many projects, city-wise, has the full funds been sanctioned and disbursed? (tabular form; 500 words)

Aizawl is the only city of AMRUT as Aizawl Municipal Corporation is the only Urban Local Body established in Mizoram as of now. 1<sup>st</sup> installment of the project fund for the period of 2015-16 was released on 20<sup>th</sup> November, 2015 by the MoUD i.e 20 percent of the central assistance for the financial year amounting to Rs. 7.3 crores. As the funding pattern was altered, implementation of the projects was delayed and further installments are yet to be claimed.



- **Identify projects where delay in funds release led to delay in project implementation? (300 words)**

Does not arise. Reasons for delay in project implementations has been explained earlier.

- **Give instances of doing more with less during implementation. (400 words)**

Does not arise at present.

### **Funds disbursements and Conditions**

- **How many project fund request has been made to the GoI? (250 words)**

On the approval of SAAP 2015-16 (central-state fund sharing pattern of 50:50) by the Apex Committee on 13<sup>th</sup> Nov 2015, MoUD released 20% of the Central share of Rs 36.5 Crores amounting to Rs. 7.3 Crores. As the central-state fund sharing pattern of 50:50 has been revised to 90:10 on 10<sup>th</sup> March 2016, all the DPRs have to be re-casted, resulting in non-implementation of the projects. As a result, the State is not in a position to submit UC. Hence, no request to release subsequent installment of the project fund has been made to MoUD.

- **How many installments the GoI has released? (250 words)**

Government of India released 1<sup>st</sup> installment of the project fund for the year 2015-16 amounting to Rs. 7.3 crores on 20<sup>th</sup> November, 2015 i.e 20 percent of the project cost which is Rs. 36.5 crores (central assistance for the period of 2015-16).

- **Is there any observation from the GoI regarding the claims made? (350 words)**

Does not arise.

- **List out the conditions imposed by the Apex Committee, State HPSC and the SLTC. Have all the conditions been complied with? If, no identify the conditions not complied with and give reasons for non-compliance. (tabular; 500 words)**

### A. Conditions imposed by the Apex Committee:

1. State Govt. need to clearly indicate about the availability of Land and other clearances **especially those related to disaster proofing against seismic events.** No Projects should be approved by State Level Technical Committee (SLTC) which do not have land available and no work order should be issued till receipt of all clearances from all concerned departments/authorities.

**Action Taken:** Land is available. Technical clearance from all concerned departments/authorities have been obtained.

2. Action plan for re-cycling/re-use of waste water and reduction of NRW should be placed before the State Level Technical Committee (SLTC) at the time of appraisal of DPRs.

**Action Taken:** Action plan for re-cycling/re-use of waste water and reduction of NRW has been placed before SLTC at the time of appraisal of DPRs.

3. The State Govt. should try to attain convergence between the AMRUT and SBM according to Mission Guidelines. Details of convergences with projects being funded by ADB should be sent to MoUD and there should be no overlap.

**Action Taken:** SAAP incorporates convergence between AMRUT and SBM according to Mission Guidelines. Details of convergences with projects being funded by ADB have been indicated in the SAAP 2015-2016 and there is no over lapping.

4. The break-up of convergence with sewerage network (Centralized and decentralized) and septage (septic tank) may be clearly brought out during DPR approval by SLTC.

**Action Taken:** The break-up of convergence with sewerage network (Centralized and decentralized) and septage (septic tank) have been clearly brought out during DPR approval by SLTC.

5. Estimates in the SAAP should be based on SOR and not on market rates.

**Action Taken:** Estimates in the SAAP are based on latest SOR and not on market rates.

6. Water quality should also be analysed at the consumer end.

**Action Taken:** Water quality have been analyzed at the consumer end.

7. Capacity Building details to be provided to NIUA/MoUD. A useful starting point will be to train all engineers who have made the SLIPs/SAAP.

**Action Taken:** A comprehensive capacity building plan is developed. The selected training partners are ASCI, Hyderabad and CSE, Delhi. All engineers who have made the SLIPs/SAAP will be given training as soon as formalities are completed.

8. Implementation of reforms will make State/UTs eligible for annual incentive. In order to get incentives reforms should be broken up into activities with timelines and sent to TCPO by the Mission Director.

**Action Taken:** Implementation of reforms are actively underway and the State is claiming incentive reforms.

- B. The instruction of the state HPSC is that all the conditions laid down in the Mission Guidelines should be scrupulously followed.**

**Action Taken:** All the instructions laid down by the SLHPSC are being scrupulously followed.

- C. The condition imposed by the SLTC is that all DPRs should strictly conform to the relevant norms.**

**Action Taken:** All relevant norms are being strictly complied with while preparations of DPRs.

### Chapter 3: STATE ANNUAL ACTION PLAN (SAAP)

The SAAPs are aggregated from the SLIPs. Please fill out the Master Plan of projects (Table 3.1; pg.43) and the state level plan for achieving service levels (Table 3.5; pg.46 of AMRUT Guidelines).

Also, in the table below please give the details of the projects sector wise that are being posed for approval to the Apex Committee:

S. No	City name	Project name	Estimated cost and share			Change in service levels		
			GoI	State/ULB/Others	Total	Indicator	Existing	After project completion
1	Aizawl	Improvement in the water distribution system	13.95	1.55	15.5	Extension and Rehabilitation of Distribution System of Aizawl Water Supply System	75%	100%
2		Decentralized Septage Management and Bio digester Projects in Aizawl city	3.3	0.37	3.67	Widening of coverage of sewerage network/ decentralized treatment of septage	0%	60%(40% will be covered by ADB projects)
3		Storm water drainage of Aizawl	20.4	2.27	22.67	Coverage of storm water drainage network	65%	100%
4		Urban Transport	Expansion of footpath network	3.3	0.37	3.67	5%	100%
							Smart car parking facility	10
5	Green Space and parks	1.05	0.11	1.16	Development of Green Space and Park every year	8	13	
		Total	42	4.67	46.67			

Sector wise projection of fund:

1. Central share : Rs. 42.00 Crores
2. State Share : Rs. 4.67 Crores
- TOTAL : Rs. 46.67 Crores

## 1. Principles of Prioritization

Under this section states will prioritize and recommend projects for selection under AMRUT (AMRUT Guidelines; para 7). The States will identify project based on gap analysis and financial strength of ULBs. While prioritizing projects, please provide information responding to the following questions, in words, not more than as indicated against each question:

- **Has consultation with local MPs/ MLAs, Mayors and Commissioners of the concerned ULBs been carried out prior to allocation of funding? Give details of dates and number of participants (tabular; 250 words)**

Yes, consultation of ULBs been carried out with line departments prior to allocation of funding. On 3<sup>rd</sup> May, 2016, 4<sup>th</sup> May, 2016 and 10<sup>th</sup> May, 2016 meetings were held. Members' participants are listed below:

Sl. No.	Date	Participants	Remarks
1	3 <sup>rd</sup> May 2016	<ol style="list-style-type: none"> <li>1. Mr. Zorammuana, Director, UD&amp;PA Deptt.</li> <li>2. Mr. HVL Zarzoenga, Joint Director (P), UD&amp;PA Deptt.</li> <li>3. Mr. James Lalnunmawia, Joint Director (A), UD&amp;PA Deptt.</li> <li>4. Er C. Malsawma, E.E, UD&amp;PA Deptt.</li> <li>5. Mrs. Ethel Rothangpuii, Secretary, Aizawl Municipal Corporation,</li> <li>6. Er. K. Vanlalnghaka, Sr. E.E, S&amp;D, PHE Deptt.</li> <li>7. Er. Lalropuia, Sr. E.E, PHE Deptt.</li> <li>8. Er. David Sapzova, Sr. E.E, PWD</li> <li>9. Er. Helen Rodingliani, E.E, AWDD 'S', PHE Deptt.</li> <li>10. Er. Lalthanzuali, E.E, S&amp;S Circle, PHE Deptt.</li> <li>11. Er. Lalrosangi, A.E, S&amp;S Circle, PHE Deptt.</li> <li>12. Er. Eliza Vanlalpeka, S.D.O, S&amp;D, PHE Deptt.</li> <li>13. Er. Benjamin Lalnunsanga Colney, Urban Infrastructure Specialist, UD&amp;PA.</li> <li>14. Er. Annie Zohmangaihi, Urban Infrastructure Specialist, UD&amp;PA Deptt.</li> <li>15. Mrs. Deborah Lalawmpuii, Municipal Finance Specialist, UD&amp;PA Deptt.</li> </ol>	The meeting was held in the Office chamber of Director, UD&PA Deptt.

		16. Mr. J.H Biakdikluanga, Municipal Finance Specialist, UD&PA Deptt.	
2	4 <sup>th</sup> May 2016	<ol style="list-style-type: none"> <li>1. Mr. Zodintluanga, Minister, UD&amp;PA Deptt</li> <li>2. Mr. PC Lalhmingthanga, Mayor, AMC</li> <li>3. Mr. Lalringliana, Deputy Mayor, AMC.</li> <li>4. Dr. C Vanlalramsanga, Secretary, UD&amp;PA Deptt.</li> <li>5. Mr. Zorammuana, Director, UD&amp;PA Deptt.</li> <li>6. Mr. James Lalnunmawia, Joint Director (A), UD&amp;PA Deptt.</li> <li>7. Mr. Lalmuansanga Ralte, Under Secretary, UD&amp;PA Deptt.</li> <li>8. Er C. Malsawma, E.E, UD&amp;PA Deptt.</li> <li>9. Er J. Laldingliana, A.E, UD&amp;PA Deptt.</li> </ol>	The meeting was held in the Office chamber of Minister, UD&PA Deptt.
3	10 <sup>th</sup> May 2016	<ol style="list-style-type: none"> <li>1. Mr. Zorammuana, Director, UD&amp;PA Deptt.</li> <li>2. Mr. James Lalnunmawia, Joint Director (A), UD&amp;PA Deptt.</li> <li>3. Mr Andrew Lalhruaia, Deputy Director (P), UD&amp;PA Deptt.</li> <li>4. Er C. Malsawma, E.E, UD&amp;PA Deptt.</li> <li>5. Mrs. Ethel Rothangpuii, Secretary, Aizawl Municipal Corporation,</li> <li>6. Er. K. Vanlalnghaka, Sr. E.E, S&amp;D, PHE Deptt.</li> <li>7. Er. Lalropuia, Sr. E.E, PHE Deptt.</li> <li>8. Er. Helen Rodingliani, E.E, AWDD 'S', PHE Deptt.</li> <li>9. Er. Lalthanzuali, E.E, S&amp;S Circle, PHE Deptt.</li> <li>10. Er. Lalrosangi, A.E, S&amp;S Circle, PHE Deptt.</li> <li>11. Er. Eliza Vanlalpeka, S.D.O, S&amp;D, PHE Deptt.</li> <li>12. Er. Benjamin Lalnunsanga Colney, Urban Infrastructure Specialist, UD&amp;PA.</li> <li>13. Er. Annie Zohmangaihi, Urban Infrastructure Specialist, UD&amp;PA Deptt.</li> <li>14. Mrs. Deborah Lalawmpuii, Municipal Finance Specialist, UD&amp;PA Deptt.</li> <li>15. Mr. Lalchhanchhuaha, GIS Specialist, UD&amp;PA Deptt.</li> </ol>	The meeting was held in the Office chamber of Director, UD&PA Deptt.

- **Has financially weaker ULBs given priority for financing? Please give list.(200 words)**

As already mentioned before, the State Government is having only one Urban Local Body i.e. Aizawl Municipal Corporation and is not required to give priority to other ULBs.

- **Is the ULB with a high proportion of urban poor has received higher share? Please give list. (250 words)**

Being the only Urban Local Body in Mizoram, Aizawl Municipal Corporation does not require distributing share with other urban local bodies and it is not necessary to distribute high proportion of urban poor to receive higher share.

- **Has the potential Smart cities been given preference? Please give list (200 words)**

Yes. The capital city 'Aizawl' is the only city selected as Smart City under Smart City Mission and also the only AMRUT city as well.

- **What is the quantum of Central Assistance (CA) allocated to the State during 2016-17? (100 words)**

The quantum of Central Assistance allocated to the State during 2016-17 is Rs. 42 Crores and the A&OE fund allocated to the State by MoUD is Rs. 1.12 Crores. The abstract break up cost is annexed in table 1.2.1.

- **Has the allocation to different ULBs within State is consistent with the urban profile of the state? (260 words)**

As already mentioned before, Aizawl Municipal Corporation is the only Urban Local Body in the State Government, it is not required to allocate funds in different ULBS.

## 16. Importance of O&M

It has been observed that ULBs pay little attention to the operation and maintenance of infrastructure assets created after completion of projects. This tendency on the part of implementing agencies leads to sheer loss of national assets. Please fill out the Plan of action for A&OE expenses given in Table 4 (pg-48) of AMRUT Guidelines and answer the following questions.

- **Do projects proposed in the SAAP include O&M for at least five years? What is the nature of O&M? (tabular; 300 words)**

Yes, Projects proposed in the SAAP includes O&M for 5 years. State has decided to consider O&M of 5 years of every project as integral part of the original contract so that the agency/contractor that developed the assets shall be responsible for O&M of the same for 5 years period. The O&M cost shall be borne by the State & ULB through user charges. If there will be any gap in recovery of user charges, the same shall be borne by the State through its own resources.

- **How O&M expenditures are propose to be funded by ULBs/ parastatal? (200 words)**

O&M expenditures of the assets created are proposed to be funded through recovery of user charges, reduction in losses and other modes i.e. PPP etc. Should there be any gap, the same shall be borne by the State through its own resources.

- **Is it by way of levy of user charges or other revenue streams? (100 words)**

The focus of the State Govt. and ULB is to recover the O&M expenditure through user charges. However, in some cases, the gap of O&M expenditure will be borne by the State through grant mechanism.

- **Has O&M cost been excluded from project cost for the purpose of funding? (100 words)**

Yes, O&M cost has been excluded from project cost and is not included in SAAP.



- **What kind of model been proposed by States/ULBs to fund the O&M? Please discuss. (250 words)**

The State/ULB proposed to recover O&M cost by imposing user charges. If the gap still remains, it shall be filled up through ULBs fund/State support.

- **Is it through an appropriate cost recovery mechanism in order to make them self-reliant and cost-effective? How? (250 words)**

Imposing user charges is the accepted and appropriate cost recovery mechanism to be self-reliant and cost-effective. However, should the user charges be insufficient to recover the entire O&M cost, the gap will be filled up through Aizawl Municipal Corporation fund and State support.

## **17. Reform Implementation**

In order to become eligible to claim the 10% incentive, the State is required to implement the Reforms prescribed by GoI. The states are also required to a self-assessment and based on the score the Apex committee will decide the eligibility of the state. Please fill out Table 5.2; pg. 52 of AMRUT Guidelines and respond to the following.

Some of the criteria that should be considered while preparing the SAAP:

- **Fill out the tables prescribed by the TCPO. What are the Reform type, steps and Target for 2016-17? (tabular; 300 words)**

Table prescribed by TCPO of the Reforms type, steps and Target 2016-17 is filled up in Table 5.2.

- **Fill out Table 5.5 (pg. 54) given in the AMRUT Guidelines. What is the outcome of the self-evaluation done for reporting progress on reform implementation in order to receive the 10% incentive? (tabular; 350 words)**

Table 5.5 is filled up in the annexure as per the guidelines. As per the self evaluation on the reforms agenda, the State Government has scored 230 out of 280 marks. As such, as per the parameter laid down by the Ministry on reforms implementation, the State has submitted claims for the 10% reforms incentive as it is in the position to do so.

- **Have any issues been identified during the review by HPSC on Reforms implementation? What are the issues? (250 words)**

There are no issues identified during the review by SLHPSC on Reforms Implementation.

- **Have these issues been considered while planning for reform implementation? How? (tabular; 250 words)**

As there are no issues identified, the question does not arise.

### **18. Annual Capacity Building Plan**

The state is required to submit a Capacity Development Plan along with the SAAP for approval by the MoUD, to empower municipal functionaries and lead to timely completion of projects. Please prepare the individual and institutional capacity building plan by filling out Tables 7.2.1, 7.2.2, 7.2.3 and statement in Table 7.2.4 (pgs. 70 – 72) of AMRUT Guidelines and give the following responses.

- **What is the physical and financial Progress of capacity development at state level? (350 words)**

Financial progress : Rs 13 lakhs.

- Physical progress :
1. Five Stakeholder Consultations/ Workshop
  2. Two Trainings for preparation of SLIP and SAAP
  3. Five Stakeholders Meeting
  4. Three Talk-shows/Live Phone in programme

- **Do you feel that there is a need to include any other category of official, new department or module? (400 words)**

The current stakeholder departments and parastatals are considered sufficient for the time being.

- **What are the issues that are been identified during the review? (350 words)**

Comprehensive Capacity Building Plan (CCBP) prepared by the nodal department needs to be approved by the Ministry and the modalities for

reimbursement of expenses incurred in the trainings needs to be firmed up by the Ministry. Conducting comprehensive capacity building programme from the limited A&OE fund cannot be sustained.

- **Have the activities in your current year Capacity Building Plan – training, exposure visits (ULB staff and elected representatives), seminars/workshops, etc. – been vetted/approved by NIUA?**

No. Comprehensive Capacity Building Plan (CCBP) for the whole of the mission period is being prepared and is submitted to the Ministry. The CCBP includes annual plan for trainings and exposure visits. It is anticipated that the CCBP will be vetted/ approved by NIUA.

- **What is the present institutional capacity in the ULBs of the state; have the RPMC, UMC, etc. been appointed? Are there other PMUs, PIUs, etc. which are still operational?**

6 Specialists for RPMC and 2 Specialists for UMC have been appointed and are functioning smoothly. The functions of PMUs and PIUs have been taken over by RPMC and UMC.

- **What has been the progress during the previous year/s in institutional capacity building, especially but not only in the seven areas that are mentioned in the AMRUT Guidelines? (p. 67)**

1. Template for Smart City Proposal has been prepared by Arkitechno Consultancy Pvt. Ltd. on the first round of competition and was later on upgraded by the Smart City dedicated cell of RPMC.
2. SIPMIU has been empanelled for complete end to end assistance in AMRUT for the preparation of SLIP, project development and management.
3. MKM Urban and Infra (OPC) Pvt. Ltd. have been assisting in the implementation of reforms agenda.
4. Since the revised Smart City Proposal has only been recently submitted, the question of providing professionals and managers to the SPV does not arise at this stage. Once the Smart City Proposal is approved, the requisite professionals and managers will be provided.

5. External resources are in the process of being mobilized, e.g. funding from IDF, JICA, World Bank, BRICS, etc.
6. Geo-tagging is being done for beneficiaries under Housing for All Mission. Preparation of GIS Master Plan for AMRUT is under progress.
7. IDC has assisted the ULB in devising system for property tax assessment based on Unit Area Method and complete migration to Double Entry Accounting System.
8. Sanitation through public participation is a big success. The extremely strong NGO network plays a crucial role in this regard.
9. The strong influence of the Church is also an important factor in dissemination and practice of social ethics.
10. The high rate of literacy is also an important factor in the institutional capacity building process.
11. Gender equality, which is inherent in the society also plays a strong part in the capacity building process.

- **Attach the Quarterly Score Cards on p. 73 of the Mission Guidelines.**

Quarterly Score Cards of Table 7.4 is filled up in page 52 of SAAP 2016-17 which is annexed.

- **Have those issues been addressed? How? (500 words)**

So far, there hasn't been any issue identified.

## **19. A&OE**

The 10% allocation for A&OE has been divided into two parts, 8% State fund and 2% GoI fund. Please fill out the Plan of Action Table given in the AMRUT Guidelines (Table 4; pgs.48, 49) and answer the following questions.

- **What is the committed expenditure from previous year? (200 words)**

The committed expenditure from previous year was 1.13 Crores out of which 25 lakhs have been utilized for preparation of SLIP and SAAP, attending hand holding training/ meeting, stakeholder's consultation, etc. The utilization plan for the balance amount including the 8% State Fund is already mapped out.

- **What are the issues that are been identified during the review? (350 words)**

So far, there hasn't been any issue identified during the review.

- **Have the A&OE fund used only for admissible components? (200 words)**

Mission Guidelines in respect of utilization of A&OE fund have been scrupulously followed and A&OE fund have been used only for admissible components.

- **How the ULB/State wants to carry out the implementation of the projects, (establishment of IRMA/PDMC/SMMU/CMMU)? (350 words)**

IRMA/ PDMC/ SMMU/ UMC are established strictly in accordance to the Mission Guidelines to carry out the implementation of the projects.

## **20. Financing of Projects**

Financing is an important element of the SAAP. Each state has been given the maximum share that will be given by the Central Government. (Para 5 of AMRUT Guidelines). The State has planned for the remaining resource generation at the time of preparation of the SAAP. The financial share of cities will vary across ULBs. Information responding to the following questions regarding financing of the projects proposed under AMRUT, in words has been indicated below:

- **What is the State contribution to the SAAP? (should be greater than 20 percent, Para 7.4 of AMRUT Guidelines) (150 words)**

Combining the mandatory 10% State contribution to SAAP and the amount contributed by way of convergence, the state contribution to the SAAP is greater than 20 percent of the project cost.

- **Fill out Table 3.4 at pg.45 of AMRUT Guideline. How the residual financing (over and above Central Government share) is shared between the States, ULBs? (tabular; 200 words)**

Table 3.4 is filled up and inserted in the annexure. The residual financing is not shared between the State and ULB as the ULB is in a very nascent stage and it is not in a position to contribute in funding the projects. But Aizawl Municipal Corporation

will contribute in the O&M cost. The total project investment cost of AMRUT including previous year and current financial year is Rs. 525.767 including ADB funded NERCCDIP projects.

- **Fill out Table 3.3 at pg 44 of AMRUT Guidelines. Has any other sources identified by the State/ULB (e.g. PPP, market borrowing)? Please discuss. (tabular; 250 words)**

Table 3.3 of AMRUT guidelines is filled up and attached in annexure. Reforms incentives are claimed as per mission guidelines and amount received still awaited.

- **Whether complete project cost is linked with revenue sources in SAAP? Please describe? (250 words)**

Complete project cost is linked with revenue sources in SAAP as shown in table:

Sl. No	Sector-wise	Sources of revenue
1.	Water Supply	Reduction of non-revenue water, collection of user charges, billing and collection efficiency
2.	Sewerage and Septage management	User charge and revenue from sales of innoculum
3.	Drainage	Prevention of landslide will result in decreased spending on disaster mitigation, resulting in indirect earning of revenue
4	Urban Transport	Rentals from car parking
5	Green Space and Parks	User charge (entry fees and hiring charges for events, etc.)

- **Has projects been dovetailed with other sectoral and financial programme of the Centre and State Governments? (250 words)**

Yes, projects are dovetailed with ongoing projects and missions under Smart City, Swachh Bharat Mission, 14<sup>th</sup> Finance Commission, NLPCR, NERCCDIP-ADB Funded projects of Tranche 1, 2, & 3.

- **Has States/UTs explored the possibility of using Public Private Partnerships (PPP), as a preferred execution model? Please discuss. (300 words)**

PPP policy prepared was recently approved and notified by the State Government. It is under serious consideration and will be detailed out during DPR preparation. Provision for Operation and Maintenance of 5 years period for assets created will also be kept in the bidding document.

- **Are PPP options included appropriate Service Level Agreements (SLAs) which may lead to the People Public Private Partnership (PPPP) model? How? (300 words)**

PPP options include appropriate Service Level Agreements (SLAs) which may lead to the People Public Private Partnership (PPPP) model. For example, in the field of sanitation, community driven voluntary participation of locality-wise cleaning organized by the Clean Committee and NGOs is linked with the existing PPP on collection, transportation and dumping, making it an efficient sanitation practice. PPP policy prepared was recently approved and notified by the State Government. PPP is given serious consideration and careful examination is detailed out during DPR preparation. The DPR focus will not be only asset creation but also on the actual service delivery. Performance based output and payment shall be attempted with the objective of achieving desired service benchmark level.

**Chapter 4: TABLES:**

**Table 1.1 Breakup of total MoUD allocation for AMRUT**

FY 2016 – 17

Name of State: Mizoram

(Amount in Crores)

Total Central funds allocated to State	Allocation of Central funds for A&OE(@ 8% of Total given in column1)	Allocation of funds for AMRUT (Central share)	Multiply col. 3 by x3) for AMRUT on col. 4 (project proposal to be three- times the annual allocation - CA)	Add equal (col. 4) State/UL B share	Total AMRUT annual size (cols.2+4+5)
1	2	3	4	5	6
15.12	1.12	14.00	42.00	4.67	47.79



**Table 1.2.1: Abstract-Sector Wise Proposed Total Project Fund and Sharing Pattern**

Name of State – Mizoram

FY- 2016-17

(Amount in Crores)

Sl. No.	Sector	No of Projects	Centre	State	ULB	Convergence	Others	Total Amount
1	Water Supply	3	13.95	1.55				15.5
2	Sewerage and Septage Management	1	3.3	0.37				3.67
3	Drainage	1	20.4	2.27				22.67
4	Urban Transport	2	3.3	0.37				3.67
5	Green Spaces and Parks	1	1.05	0.11				1.16
<b>Grand Total</b>			<b>42</b>	<b>4.67</b>			-	<b>46.67</b>

**Table 1.2.2: Abstract-Break-up of Total Fund Sharing Pattern**  
FY 2016-17

(Amount in Crores)

Sl. No.	Sector	Centre	State			ULB			Convergence	Others	Total
		Mission	14 <sup>th</sup> FC	Others	Total	14 <sup>th</sup> FC	Others	Total			
1	Water Supply	13.95	1.55	-	15.5	-	-	-	-	-	15.5
2	Sewerage and Septage Management	3.3	0.37	-	3.67	-	-	-	-	-	3.67
3	Drainage	20.4	2.27	-	22.67	-	-	-	-	-	22.67
4	Urban	3.3	0.37	-	3.67	-	-	-	-	-	3.67
5	Green Parks & Spaces	1.05	0.11	-	1.16	-	-	-	-	-	1.16
	<b>Grand Total</b>	<b>42</b>	<b>4.67</b>	<b>-</b>	<b>46.67</b>	<b>-</b>	<b>-</b>	<b>-</b>	<b>-</b>	<b>-</b>	<b>46.67</b>
	<b>A &amp; OE</b>										<b>1.12</b>
	<b>Total SAAP Size</b>										<b>47.79</b>

**Table 1.3: Abstract-Use of Funds on Projects: On Going and New  
FY 2016-17**

(Amount in Crores)

Sl. No.	Sector	Total Project Investment	Committed Expenditure (if any) from Previous year						Proposed Spending during Current Financial year						Balance Carry Forward for Next Financial Years								
			Centre	State			ULB			Centre	State			ULB			Centre	State			ULB		
				14 <sup>th</sup> FC	Others	Total	14 <sup>th</sup> FC	Others	Total		14 <sup>th</sup> FC	Others	Total	14 <sup>th</sup> FC	Others	Total		14 <sup>th</sup> FC	Others	Total			
1	Water Supply	401.696	3.65	0.406	382.14	386.196				13.95	1.55	-	15.5										
2	Sewerage and Septage Management	64.126	3.65	0.406	56.4	60.456				3.3	0.37	-	3.67										
3	Drainage	48.626	23.36	2.596	-	25.956				20.4	2.27	-	22.67										
4	Urban Transport	9.146	4.928	0.548	-	5.476	-	-	-	3.3	0.37	-	3.67										
5	Others	2.173	0.912	0.101	-	1.013	-	-	-	1.05	0.11	-	1.16										
	<b>Grand Total</b>	<b>525.767</b>	<b>36.5</b>	<b>4.057</b>	<b>438.54</b>	<b>479.097</b>				<b>42</b>	<b>4.67</b>	<b>-</b>	<b>46.67</b>										

**Table 1.4: Abstract-Plan for Achieving Service Level Benchmarks FY 2015 – 2020( Amount in Crores)**

Proposed Priority Projects	Total Project Cost	Indicator <sup>1</sup>	Baseline <sup>2</sup>	Annual Targets based on Master Plan (Increment from the Baseline Value)					
				FY 2016		FY 2017	FY 2018	FY 2019	FY 2020
				H1	H2				
<b>Water Supply</b>									
Reduction of water leakages in the water distribution system	401.696	1. Household level coverage of direct water supply connections	72%	80%	85%	90%	95%	100%	
		2. Per capita quantum of water supplied	70 lpcd	80 lpcd	85 lpcd	90 lpcd	95	135 lpcd	
		3. Quality of water supplied	100%	100%	100%	100%	100%	100%	
<b>Sewerage and Septage Management</b>									
Sewerage and Septage management	64.126	4. Coverage of latrines(individual or community)	98%	99%	100%	100%	100%	100%	
		5. Coverage of sewerage network services	0%	10%	30%	40%	50%	60%(40% will be covered by ADB projects)	
		6. Efficiency of Collection of Sewerage	0%	10%	30%	40%	50%	60%	
		7. Efficiency in treatment	0%	10%	30%	40%	50%	60%	
<b>Drainage</b>									
Storm water drainage of Aizawl	48.626	8. Coverage of storm water drainage network	65%	85%	85%	90%	95%	100%(this includes roadside drains & natural drains)	

Urban Transport							
Pedestrian , Non- motorised and Public Transport Facilities, Parking Spaces	9.146	9. Service coverage of urban transport in the city	0.31				
		10. Availability of urban transport per 1000 population	0.58				
Development of green space and parks 2.173			Develop green space and parks every year with special provision for child friendly components.				

- <sup>1</sup> As per SLB framework for water supply, sewerage, solid waste management and drainage and proposed SLB indicator for urban transport.
- <sup>2</sup> Detailed information for arriving at % target against baseline shall be worked out from details provided by Cities so as to arrive at state indicators.

**Table 3.1: SAAP – Master Plan of all projects details to achieve universal coverage during the current Mission period based on Table 2.1 (FYs 2015-16 and 2019-20) (Amount in Crores)**

Name of State: Mizoram

Current Mission period 2015-20

Sr. No.	Name of ULB (water supply and sewerage)	Total number of projects to achieve universal coverage	Estimated Cost	Number of years to achieve universal coverage
1	2	3	4	5
<b>WATER SUPPLY</b>				
1	Renovation of Greater Aizawl Water Supply	1	42.00	2016 – 2017
2	Extension and Rehabilitation of Distribution System of	1	56.6	2016 – 2017
3	Impounding at Tawi for Aizawl Water Supply	2	113.00	2017 – 2018
4	Upgradation of Greater Aizawl Water Supply Scheme Phase-II with	3	52.81	2017 – 2018
5	Impounding Dam at Tuithum for Aizawl Water	4	74.92	2017 – 2018
<b>SEWERAGE</b>				
1	Construction of Sewerage	1	641.86	2016 – 2020
2	Construction of bio	2	31.54	2016 – 2019
3	Recycling of Waste water	3	20	2016 – 2020

**Table 3.2: SAAP - Sector Wise Breakup of Consolidated Investments for all ULBs in The State**

Name of State: Mizoram  
FY: 2016 – 2017

(Amount in Crores)

Name of City	Water Supply	Sewerage and Septage Management	Drainage	Urban Transport	Others	Reforms	Total
1	2	3	4	5	6	7	8
Aizawl	15.5	3.67	22.67	3.67	1.16		46.67
Total Project Investments							46.67
A&OE							1.12
Grand Total							47.79

Name of State: MIZORAM

FY 2016-17

(Amount in Crores)

Table 3.3: SAAP- ULB Wise Source of Funds for All Sectors										
Name of City	Centre	State			ULB			Convergence	Others (e.g. incentive)	Total
		14 <sup>th</sup> FC	Others	Total	14 <sup>th</sup> FC	Others	Total			
Aizawl	42	4.67							Reforms incentives are claimed as per mission guidelines and amount received still awaited.	46.67





**Table 3.5: SAAP- – State level Plan for Achieving Service Level Benchmarks**

Name of State – Mizoram

Mission Period- 2015-2020

Proposed Priority Projects	Total Project Cost	Indicator	Baseline	Annual Targets based on Master Plan (Increment from the Baseline Value)					
				FY 2016		FY 2017	FY 2018	FY 2019	FY 2020
				H1	H2				
<b>Water Supply</b>									
<b>Reduction of water leakages in the water distribution system</b>	401.696	Household level coverage of direct water supply connections	72%	80%	80%	85%	90%	95%	100%
		Per capita quantum of water supplied	70 lpcd	80 lpcd	80 lpcd	85 lpcd	90 lpcd	95 lpcd	135 lpcd
		Quality of water supplied	100%	100%	100%	100%	100%	100%	100%
<b>Sewerage and Septage Management</b>									
<b>Setting up of Septage Management including AMI &amp; Bio Digester Manufacturing Facility</b>	64.126	Coverage of latrines (individual or community)	98%	99%	99%	100%	100%	100%	100%
		Coverage of sewerage network services	0%	10%	10%	30%	40%	50%	60% (40% will be covered by ADB projects)
		Efficiency of Collection of Sewerage	0%	10%	10%	30%	40%	50%	60%
		Efficiency in treatment	0%	10%	10%	30%	40%	50%	60%
<b>Drainage</b>									
<b>Storm water drainage of Aizawl</b>	48.626	Coverage of storm water drainage network	65%	85%	85%	85%	90%	95%	100% (this includes roadside)

Proposed Priority Projects	Total Project Cost	Indicator	Baseline	Annual Targets based on Master Plan (Increment from the Baseline Value)					
				FY 2016	FY 2017	FY 2018	FY 2019	FY 2020	
									drains & natural drains)
<b>Urban Transport</b>									
<b>Pedestrian, Non-motorised and Public Transport Facilities, Parking Spaces</b>	9.146	Service coverage of urban transport in the city	0.31						
		Availability of urban transport per 1000 population	0.58						
<b>Others</b>									
<b>Development of green space and parks</b>	2.173		Develop green space and parks every year with special provision for child friendly components.						

**Table 4: SAAP - Broad Proposed Allocations for Administrative and Other Expenses**
**FY 2016-2017**

 Name of State: **MIZORAM**

(Amount in Crores)

Sr. No	Items proposed for A&OE	Total Allocation	Committed Expenditure from previous year (if any)	Proposed spending for Current Financial year	Balance to Carry Forward			
					FY 2017	FY 2018	FY 2019	FY 2020
1	Preparation of SLIP and SAAP	0.08	0.05	0.03				
2	PDMC	0.98	0.10	0.88				
3	Procuring Third Party Independent Review and Monitoring Agency	0.11	0.05	0.06				
5	Publications (e-Newsletter, guidelines, brochures etc.)	0.05	0.01	0.04				
6	Capacity Building and Training - CCBP, if applicable - Others	0.99	0.90	0.09*				
7	Reform implementation	0.02	0.01	0.01				
8	Others	0.02	0.01	0.01				
	<b>Total</b>	<b>2.25</b>	<b>1.13</b>	<b>1.12</b>				

\*CCBP is prepared which, once approved by MoUD will address the capacity building and training and hence only a token provision is reflected in the Capacity Building and Training column for 2016-17

**Table5.2: SAAP-Reforms Type, Steps and Target for AMRUT Cities FY-2016-2017**

S.No	Type	Steps	Implementation Timeline	Target to be set by states in SAAP			
				April to Sep, 2015	Oct, 2015 To Mar, 2016	April to Sep, 2016	Oct, 2016 To Mar, 2017
1	E-Governance	1.Coverage with E-MAAS(from the date of hosting the software) <ul style="list-style-type: none"> <li>● Registration of Birth, Death and Marriage,</li> <li>● Water &amp; Sewerage Charges,</li> <li>● Grievance Redressal,</li> <li>● Property Tax,</li> <li>● Advertisement tax,</li> <li>● Issuance of Licenses,</li> <li>● Building Permissions,</li> <li>● Mutations,</li> <li>● Payroll,</li> <li>● Pension and e-procurement.</li> </ul>	24months				Yes
2	Constitution and professionalization of municipal cadre	1.Establishment of municipal cadre. 2.Cadre linked training.	24months			Yes	Yes
3	Augmenting Double entry accounting	1. Appointment of internal auditor.	24months			Yes	

4	Urban Planning and City Development Plans	1. Make a State Level policy for implementing the parameters Given in the National Mission for Sustainable Habitat.	24months				Yes
5	Devolution of Funds and functions	1. Implementation of SFC recommendations within timeline.	24months			Yes	
6	Review of Building by-laws	1. State to formulate a policy and action plan for having a solar roof top in all buildings having an area greater than 500 square meters and all public buildings. 2. State to formulate a policy and action plan for having Rainwater harvesting structures in all commercial, public buildings and new buildings on plots of 300sq. meters and above.	24months  24months				Yes
7	Set-up financial Intermediary at state level	1. Establish and operationalize financial intermediary- pool finance, access external funds, float municipal bonds.	24months				Yes
8	Credit Rating	1. Complete the credit ratings of the ULBs.	24months				Yes

9	Energy and Water audit	1. Give incentives for green buildings (e.g. rebate in property tax or charges connected to building permission/development charges).	24months				Yes
---	------------------------	---	----------	--	--	--	-----

**Table 5.5: SAAP- Self- Evaluation for Reporting Progression Reform Implementation**

**For Financial Year 2015 – 2016 (Last financial year)**

The reforms achievement will be measured every year after the end of financial year by allocating 10 marks for each reforms milestone achieved as against the targets set by the MoUD.

S. No	Year	No of milestones	Maximum Score
1	1 <sup>st</sup> year	28	280
2	2 <sup>nd</sup> year	13	130
3	3 <sup>rd</sup> year	8	80
4	4 <sup>th</sup> year	3	30

**Incentive based grant release calculation:**

The States will be required to fill the following Self-Assessment Form. Step: Fill the following table

S.No	Name of ULBs	Maximum Score possible during the year	Score obtained ULB Wise
(1)	(2)	(3)	(4)
1	Aizawl Municipal Corporation	280	230
Sub total ULB			
	State		
1	Mizoram		
Sub total State			
Overall		280	230

Step2: Calculate the overall score in percentage obtained by the state (State score plus ULB score).

Step3: Only those States achieving 70 percent and above overall reform score will be considered for incentive.

Step4: If the overall score is greater than 70 percent, the incentive amount will be distributed among the states depending upon the number of ULBs that have achieved a score of more than 70 percent in the state.



Table 7.2: Annual Action Plan for Capacity Building

Name of State – MIZORAM

FY- 2016-17

**Form 7.2.1 -Fund Requirement for Individual Capacity Building at ULB level**

Sl. No.	Name of ULB	Total numbers to be trained in the current financial year, department wise						Name of the Training Institution (s) identified	No. of Training Programmes to be conducted	Fund Reqd. in current FY (Rs. in Crore)
		Elected Reps.	Finance Dept.	Engineering Dept.	Town Planning Dept.	Admin. Dept.	Total			
1	Aizawl	4	2	2	4	10	22	ATI/ASCI/CSE	4	0.10

**Table 7.2: Annual Action Plan for Capacity Building**

Name of State – MIZORAM

FY- 2016-17

**Form 7.2.2 -Fund Requirement for State level activities**

Sl. No.	Name of the ULB	State Level activities	Total expenditure up to current FY	Unspent funds available from earlier releases	Funds required for the current FY (In Crore)
1	Aizawl Municipal Corporation	RPMC (SMMU)	0.40	-	0.396
2		UMC	0.13	-	0.096
3		Others (Workshops, Seminars, etc.) are approved by NIUA	0.15	-	0.650
4		Institutional/ Reform	0.12	-	0.120
		<b>Total</b>	<b>0.80</b>	<b>-</b>	<b>1.26</b>

Table 7.2.3: Annual Action Plan for Capacity Building

Name of State – Mizoram

FY- 2016-17

**Form 7.2.3 -Total Fund Requirement for Capacity Building**

Sl. No.	Fund requirement	Individual (Training & Workshop)	Institutional/ Reform	SMMU/RPMC/CMMU	Others	Total (In Crore)
1	Total release since start of Mission (2015)	-	-	-	-	-
2	Total utilisation- Central Share	0.10	-	0.328	0.03	0.458*
3	Balance available- Central Share	0.15	0.12	0.53	0.10	0.90
4	Amount required- Central Share	0.15** + 0.65	0.12**+0.12	0.53**+0.49	0.10**+0.05	0.90**+1.31
5	Total fund required for capacity building in current FY	0.80	0.24	1.20	0.15	2.21

\* The amount shown here is mobilized from other sources, to be reimbursed as soon as CB fund of Rs 90 Lakhs for 2015-16 is released by MoUD

\*\* Component wise requirement for 2015-16 amounting to Rs 90 Lakhs which is yet to be released. Hence, it is incorporated in the current financial year's requirement.

---

### Form 7.2.4 Details of Institutional Capacity Building

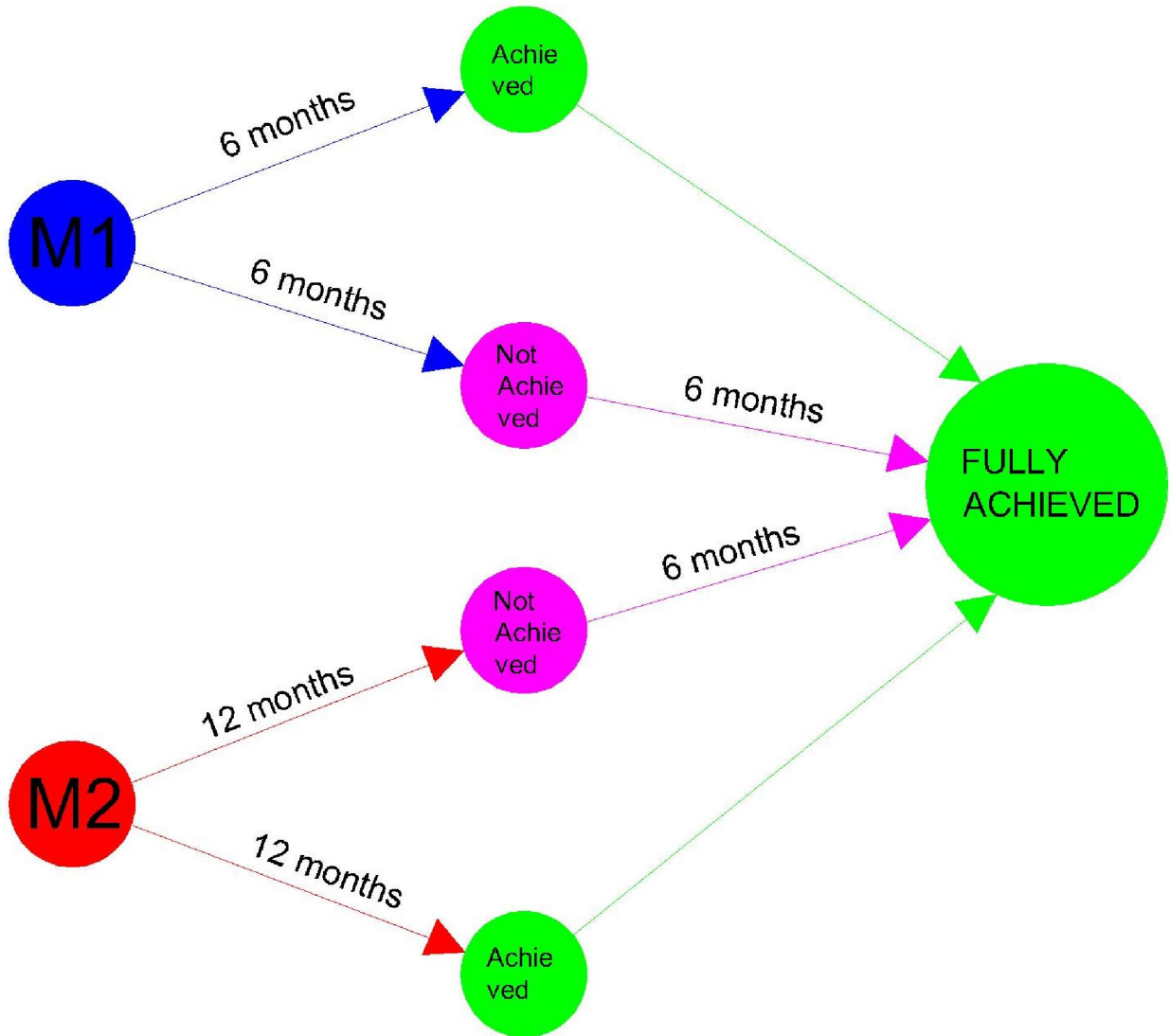
- a. Is the State willing to revise their town planning laws and rules to include land pooling?  
Yes the State is willing to revise town country planning laws and rules to include land pooling.
- b. List of ULBs willing to have a credit rating done as the first step to issue bonds?  
Aizawl Municipal Corporation is the only ULB in Mizoram and it is willing to have a credit rating done to issue bonds.
- c. Is the State willing to integrate all work done in GIS in order to make GIS useful for decision making in ULBs?  
Yes the State is willing to integrate all work done in GIS in order to make GIS useful for decision making in ULB.
- d. Is the State willing to take assistance for using land as a fiscal tool in ULBs?  
Yes, the State is willing to take assistance for using land as a fiscal tool in ULB.
- e. Does the State require assistance to professionalize the municipal cadre?  
Yes, the State requires financial assistance to professionalize the municipal cadre.
- f. Does the State require assistance to reduce non-revenue water in ULBs?  
Yes, the State requires financial assistance to reduce non-revenue water in ULBs. Other than that, it has the technical expertise.
- g. Does the State require assistance to improve property tax assessment and collections in ULBs?  
Yes, the State requires assistance to improve property tax assessment and collections in ULBs.
- h. Does the State require assistance to establish a financial intermediary?  
Yes, the State requires assistance to establish a financial intermediary.

**Table 7.4: Quarterly Score Cards for States  
Financial and physical progress on capacity building (State level)**

Total number of ULBs: AMC

Quarter ending 31<sup>st</sup> March, 2016

Number of ULBs above/below proportionate target (from table 7.3 of AMRUT guideline)	Name of the department/ position	Physical		Financial		Total number trained, if relevant, up to quarter	Total funds utilized up to quarter
		Total target in FY	Proportionate target up to quarter	Funds allocated in current FY	Proportionate target up to quarter		
<b>Above</b>	Individual training	17	17	0.10	0.10	17	0.10
	Institutional capacity building	0	2	0.12	0.12	2	0.12
<b>Below</b>	RPMC and UMC	0	8	0.53	0.53	8	0.53
	Other- PDMC	0	6	0.10	0.10	6	0.10
	Other-specify						



**M1:** This module includes four (4) reforms which were targeted to be achieved within six months. The reforms under this module are as follows:-

- i. Establishment of Municipal cadre
- ii. Cadre linked training
- iii. Appointment of internal auditor
- iv. Implementation of SFC recommendations within timeline

**M2:** This module includes seven (7) reforms which were targeted to be achieved within 12 months. The reforms under this module are as follows:-

- i. Coverage with E-MAAS (from the date of hosting the software)
- ii. Make a State Level policy for implementing the parameters given in the National Mission for Sustainable Habitat.
- iii. State to formulate a policy and action plan for having a solar roof top in all buildings having an area greater than 500 square meters and all public buildings

- 
- iv. State to formulate a policy and action plan having Rainwater harvesting structures in all commercial, public buildings and new buildings on plots of 300 sq. meters and above
  - v. Establish and operationalize financial intermediary – pool finance, access external funds, float municipal bonds
  - vi. Complete the credit ratings of the ULBs
  - vii. Give incentives for green buildings (e.g. rebate in property tax or charges connected to building permission/development charges)

M1 is targeted to be achieved within 6 months and M2 is targeted to be achieved within 12 months. The critical path in both the module is that if it is not achieved within the targeted period another 6 months will be required for achievement of all reforms for the year 2016-17.

**Atal Mission for Rejuvenation and Urban Transformation (AMRUT)**  
**Status of implementation of State Annual Action Plan (SAAP) of 2015-16**

Name of State/UT:

Annexure-I

Summary of Projects approved in SAAP 2015-16:

Rs. in crore

S. No	Sector (i.e. water supply, sewerage etc.)	Total no. of projects sanctioned in SAAP 2015-16	Amount allocated as per approved SAAP 2015-16	No. of projects for which DPRs prepared	No. of projects for which DPRs approved by SLTC	No. of projects for which DPRs approved by SHPSC	No. of projects for which tender floated	No. of contract awarded	Project Cost (as per tender)	No. of projects for which work started	Status of projects for which work not started
1	Water Supply	1	4.056	4	1	1	0	0	NA	0	Tender Document is under preparation for the remaining one project.
2	Sewerage	1	4.056	2	1	1	0	0	NA	0	Tender Document is under preparation for the remaining one project.
3	Drainage	1	25.956	2	1	1	0	0	NA	0	Tender Document is under preparation
4	Urban Transport	1	5.476	2	1	1	0	0	NA	0	Tender Document is under preparation
5	Parks/Green space	1	1.013	1	1	1	0	0	NA	0	Tender Document is under preparation
	<b>Total</b>	5	40.557	11	5	5	0	0	NA	0	



City/town -wise details:

Sector-Water Supply:

Rs. in crore

S. No	Name of City/towns	No. of Projects approved as per SAAP 2015-16	Amount allocated as per approved SAAP 2015-16	Name of Projects	DPRs prepared/DPR approved by SLTC/ DPR approved by SHPSC	Tender floated/ contract awarded	Project Cost (as per tender)	Amount of Central assistance	Date of start of work	Likely date of completion
1	Aizawl	1	4.056	Reduction of Water Leakages in water Distribution System of Aizawl City	1	0	0	3.65	-	-

City/town -wise details:

Sector-Sewerage:

S. No	Name of City/towns	No. of Projects approved as per SAAP 2015-16	Amount allocated as per approved SAAP 2015-16	Name of Projects	DPRs prepared/ DPR approved by SLTC/ DPR approved by SHPSC	Tender floated/ contract awarded	Project Cost (as per tender)	Amount of Central assistance	Date of start of work	Likely date of completion
1	Aizawl	1	25.956	Setting up of septage Management Unit including Anaerobic Microbial Inoculum (AMI) & Bio Digester Manufacturing Facility at Aizawl	1	0	0	23.36	-	-

City/town -wise details:

Sector-Drainage:

Rs. in crore

S. No	Name of City/towns	No. of Projects approved as per SAAP 2015-16	Amount allocated as per approved SAAP 2015-16	Name of Projects	DPRs prepared/DPR approved by SLTC/ DPR approved by SHPSC	Tender floated/ contract awarded	Project Cost (as per tender)	Amount of Central assistance	Date of start of work	Likely date of completion
1	Aizawl	1	4.056	Storm water Drainage of Aizawl	1	0	0	3.650	-	-

City/town -wise details:

Sector-Urban Transport:

S. No	Name of City/towns	No. of Projects approved as per SAAP 2015-16	Amount allocated as per approved SAAP 2015-16	Name of Projects	DPRs prepared/DPR approved by SLTC/ DPR approved by SHPSC	Tender floated/ contract awarded	Project Cost (as per tender)	Amount of Central assistance	Date of start of work	Likely date of completion
1	Aizawl	1	5.476	Pedestrian, Non-Motorized and Public Transport Facilities, Parking Spaces in Aizawl City	1	0	0	4.928	-	-

City/town -wise details:

Sector-Park/Green Space:

										Rs. in crore
S. No	Name of City/towns	No. of Projects approved as per SAAP 2015-16	Amount allocated as per approved SAAP 2015-16	Name of Projects	DPRs prepared/ DPR approved by SLTC/ DPR approved by SHPSC	Tender floated/ contract awarded	Project Cost (as per tender)	Amount of Central assistance	Date of start of work	Likely date of completion
1	Aizawl	1	1.013	Green Space & Parks in Aizawl City	1	0	0	0.912	-	-

**Annexure-III**

**Status of Transfer of fund to ULBs along with State share:**

**Rs. in crore**

Central Share	State Share	Total funds transferred to ULBs	Remark
36.5	4.057	1.30	Urban Transport and Green space and parks will be implemented by Aizawl Municipal Corporation. The total allocated amount for the 2 projects is Rs. 6.489 crores. MoUD has released 20% of the fund. Hence Rs. 1.30 is transferred to ULB.

**Annexure-IV**

**Capacity Building:**

S. No	State/UT	Name of Agencies/institutes with which MoUS are in pipeline	Name of agencies/institutes with which MoUs have been executed	Remarks
1	Aizawl	CSE, New Delhi and ASCI, Hyderabad	CSE, New Delhi and ASCI, Hyderabad	MoU has been prepared and sent to both the institute. Signing of MoU is awaited

**Reform:**

Sr. No	State/UT	Internal assessment for 28 milestones done/not done	If done, then likely to be eligible Yes/No	If Yes, then assessed score	Remarks
1	Aizawl	Done	Yes	230	Reforms reporting has been done by IRMA and confirmed by SLHPSC on 23.05.2016

**SAAP for 2016-17**

S. No	State/UT	Likely committed date for submission of SAAP 2016-17	Remarks
1	Aizawl	23.05.2016	SLHPSC approved SAAP 2016-17 on 23.05.2016