



## अमृत मिशन निदेशालय, उत्तर प्रदेश



प्रेषक,

निदेशक/राज्य मिशन निदेशक (अमृत),  
नगरीय निकाय निदेशालय/राज्य मिशन निदेशालय, उ०प्र०।

सेवा में,

श्री नीरज मंडलोई,  
संयुक्त सचिव एवं मिशन निदेशक (अमृत),  
शहरी विकास मंत्रालय, भारत सरकार।

संख्या:-पी०एम०यू०/२६४/४१३/२०१६

लखनऊ:

दिनांक १० जून, २०१६

विषय: अमृत कार्यक्रम के अन्तर्गत पुनरीक्षित स्टेट एनुअल एक्शन प्लान (SAAP) २०१६-२०१७ प्रेषित किये जाने के संबंध में।

महोदय,

कृपया इस कार्यालय के पत्र संख्या-पी०एम०यू०/२४७/४१३/२०१६ दिनांक ०२ जून, २०१६ का संदर्भ ग्रहण करने का कष्ट करें, जिसके द्वारा उत्तर प्रदेश राज्य की स्टेट एनुअल एक्शन प्लान (SAAP) २०१६-२०१७ भारत सरकार को अग्रतर कार्यवाही हेतु प्रेषित की गयी थी।

प्रदेश के SAAP २०१६-२०१७ के संदर्भ में श्री उधम सिंह, सेक्शन ऑफिसर (अमृत-II) के ई-मेल दिनांक ०६-०६-२०१६ का भी संदर्भ ग्रहण करने का कष्ट करें, जिसके द्वारा दो बिन्दुओं पर सूचनाएँ एवं पुनरीक्षित SAAP २०१६-२०१७ पुनः भारत सरकार को उपलब्ध कराने की अपेक्षा की गयी है।

पूर्व में प्रदेश की ६० नगर निकायों को अमृत नगर निकाय घोषित किया गया था तथा तत्पश्चात् अयोध्या नगर निकाय को भारत सरकार द्वारा प्रदेश का ६१वां अमृत निकाय घोषित किया गया। इस सन्दर्भ में अवगत कराना है कि अयोध्या नगर निकाय की SLIP प्राथमिकता पर तैयार करायी जा रही है, तदोपरान्त SAAP को पुनरीक्षित कर स्टेट हाई पावर्ड स्टीयरिंग कमेटी से अनुमोदित कराकर भारत सरकार को स्वीकृति हेतु अतिशीघ्र प्रेषित कर दी जायेगी।

भारत सरकार के उपरिसंदर्भित ई-मेल के क्रम में अवगत कराना है कि सेक्टरवार एवं निकायवार परियोजनाओं की स्थिति दर्शाते हुए प्रारूप (Revised SAAP Page No. 62-71) भी पुनरीक्षित SAAP २०१६-२०१७ में संलग्न कर दिया गया है। सेक्टरवार परियोजनाओं का विवरण (Revised SAAP Page No. 93 & Table No. 1.2.1) निम्नवत् है:-

S N	Sector	No. of Projects
1	Water Supply	58
2	Sewerage & Septage Management	31
3	Drainage	0
4	Urban Transport	0
5	Others (Green Space & Parks)	114
	<b>Total</b>	<b>203</b>

उक्त पुनरीक्षित स्टेट एनुअल एक्शन प्लान (SAAP) २०१६-२०१७ पुनः शहरी विकास मंत्रालय, भारत सरकार को अग्रतर कार्यवाही हेतु प्रेषित की जा रही है।

संलग्नक:- पुनरीक्षित SAAP २०१६-२०१७ की हार्ड एवं सॉफ्ट प्रति।

भवदीय,

(राकेश कुमार मिश्र)

निदेशक/राज्य मिशन निदेशक

प्रतिलिपि:-

सचिव, नगर विकास विभाग, उ०प्र० शासन, लखनऊ को सूचनार्थ प्रेषित।

(राकेश कुमार मिश्र)

निदेशक/राज्य मिशन निदेशक

आठवां तल, इन्दिरा भवन, लखनऊ-२२६००१

दूरभाष: ०५२२-२२८७२३४ | फ़ैक्स: ०५२२-२२८८८७५ | वेबसाइट: www.localbodies.up.nic.in

ई-मेल: diruplb@nic.in, smmuup.amrut@gmail.com



Director Urban Local Bodies Uttar Pradesh <directorlocalbodies@gmail.com>

---

## SAAP for year 2016-17

2 messages

---

**UDHAM SINGH** <udham.singh78@nic.in>

Mon, Jun 6, 2016 at 3:42 PM

To: directorlocalbodies@gmail.com, shreeprakash54@gmail.com, sukhendrkr@gmail.com, shreeprakash54@hotmail.com

Cc: Rajendra Secretary <rajendra.prataps@nic.in>, Shiv Singh <shivpal.singh@gov.in>

Sir,

please refer to SAAP of UP for year 2016-17 under AMRUT submitted for approval of Apex Committee. It is observed that number of projects (sector and city-wise) have not been given in the SAAP for 2016-17. Ministry has already informed the State Govt regarding inclusion of Ayodhya City in last year, however, the state govt has shown the total number cities 60.

2. You are requested to furnish the details of projects sector-wise and city-wise proposed for the SAAP 2016-17. It may be treated Most Urgent.

--

Regards

Udham Singh  
Section Officer(AMRUT-II)  
Ministry of Urban Development  
Nirman Bhawan, New Delhi.  
Telefax:011-23062473

---

**Director Urban Local Bodies UP** <directorlocalbodies@gmail.com>

Mon, Jun 6, 2016 at 4:04 PM

To: PDMC UPJN <amrutupjnko@gmail.com>, "Sukhendra Kumar (Assistant Director (Finance))"

<sukhendrakr@gmail.com>, vishal bhardwaj <vishalb872@gmail.com>, Rakesh Mishra Director Local Bodies <rk mishralko123@gmail.com>

[Quoted text hidden]

--

**Thanks & Regards**

**Director/SLNA**  
**Urban Local Bodies Directorate**  
**Lucknow:226001**  
**Tel:0522-2287234**  
**Fax:0522-2288874-75 / 2288198**  
**Email: [directorlocalbodies@gmail.com](mailto:directorlocalbodies@gmail.com)**



## अमृत मिशन निदेशालय, उत्तर प्रदेश



सेवा में,

श्री नीरज मण्डलोई  
संयुक्त सचिव एवं मिशन निदेशक (अमृत),  
शहरी विकास मंत्रालय, भारत सरकार,  
नई दिल्ली।

संख्या: पीएमयू/247/413/2016

लखनऊ: दिनांक 2 जून, 2016

विषय: अमृत मिशन के अन्तर्गत उत्तर प्रदेश की राज्य वार्षिक कार्य योजना (SAAP) वित्तीय वर्ष 2016-17 के संबंध में।

महोदय,

अमृत योजना के अन्तर्गत उत्तर प्रदेश में चयनित 60 नगर निकायों द्वारा तैयार किये गये सर्विस लेवल इम्प्रूवमेंट प्लान (SLIP) के आधार पर शहरी विकास मंत्रालय, भारत सरकार के कार्यालय ज्ञाप संख्या के-16012/04/2015/ एससी-IV, दिनांक 20 जनवरी, 2016 के अनुसार निर्धारित प्रारूप में राज्य वार्षिक कार्य योजना (SAAP) वर्ष 2016-17 तैयार कर ली गयी है।

कार्य योजना वर्ष 2016-17 का अनुमोदन राज्य स्तरीय उच्चाधिकार (SHPSC) संचालन समिति द्वारा दिनांक 27.05.2016 की बैठक में किया गया है। उक्त कार्य योजना शहरी विकास मंत्रालय, भारत सरकार की एपैक्स कमेटी से स्वीकृत कराये जाने एवं अग्रेतर कार्यवाही हेतु संलग्न कर प्रेषित की जा रही है।

संलग्नक: यथोक्त।

भवदीय,

(राकेश कुमार मिश्र)  
निदेशक / मिशन निदेशक (अमृत)

संख्या एवं दिनांक तदैव।

प्रतिलिपि: सचिव, नगर विकास अनुभाग-5, उ0प्र0 शासन, लखनऊ को सूचनार्थ प्रेषित।

(राकेश कुमार मिश्र)  
निदेशक / मिशन निदेशक (अमृत)



**Government of Uttar Pradesh**

**MINISTRY OF  
URBAN DEVELOPMENT  
GOVERNMENT OF INDIA  
NEW DELHI**

**2016**

**STATE ANNUAL ACTION PLAN (SAAP) FOR FY: 2016–17 OF UTTAR  
PRADESH UNDER ATAL MISSION FOR REJUVENATION AND URBAN  
TRANSFORMATION (AMRUT)**



**STATE MISSION DIRECTORATE (AMRUT)**

**URBAN LOCAL BODIES DIRECTORATE  
UTTAR PRADESH,**

**URBAN DEVELOPMENT DEPARTMENT  
GOVERNMENT OF UTTAR PRADESH,**

**8<sup>th</sup> FLOOR INDIRA BHAVAN,**

**ASHOK MARG LUCKNOW (U.P.)**

**PIN-226001**

<b>TABLE OF CONTENTS</b>			
<b>CHAPTER</b>	<b>S.N.</b>	<b>DESCRIPTION</b>	<b>PAGES</b>
<b>CHECKLIST</b>		<b>CONSOLIDATED STATE ANNUAL ACTION PLAN (SAAP) OF ALL ULBS</b>	<b>5-6</b>
		MINUTES OF 3 <sup>RD</sup> STATE HIGH POWERED STEERING COMMITTEE (SHPSC) MEETING DATED 27-05-2016	<b>7-13</b>
<b>CHAPTER-1</b>		<b>PROJECT BACKGROUND AND SUMMARY</b>	<b>14</b>
	1.1	NAME AND CONTACT INFORMATION OF THE ORGANIZATION SUBMITTING THE SAAP PROPOSAL	<b>15</b>
	1.2	URBANIZATION TREND IN UTTAR PRADESH	<b>15-17</b>
	1.3	AMRUT CITIES IN UTTAR PRADESH	<b>17-18</b>
	1.4	EXISTING SERVICES LEVEL BASIC SERVICES	<b>18-22</b>
	1.5	AMRUT MISSION BACKGROUND IN UTTAR PRADESH	<b>22-28</b>
<b>CHAPTER-2</b>		<b>REVIEW OF STATE ANNUAL ACTION PLAN (SAAP) OF FY 2015-16</b>	<b>29</b>
	2.1	PROJECT PROGRESS	<b>30-42</b>
	2.2	SERVICE LEVELS	<b>42-46</b>
	2.3	CAPACITY BUILDING	<b>46-48</b>
	2.4	REFORMS	<b>49-55</b>
	2.5	USE OF A&OE FUND	<b>56-57</b>
	2.6	FUND FLOW	<b>57-58</b>
	2.7	FUND DISBURSEMENT AND CONDITIONS	<b>58-59</b>
<b>CHAPTER-3</b>		<b>STATE ANNUAL ACTION PLAN (SAAP) FOR FY: 2016-17</b>	<b>60</b>
	3.1	STATE ANNUAL ACTION PLAN (SAAP) FOR 2016-17	<b>61-62</b>

<b>TABLE OF CONTENTS</b>			
<b>CHAPTER</b>	<b>S.N.</b>	<b>DESCRIPTION</b>	<b>PAGES</b>
	3.2	DETAILS OF PROJECTS SECTOR WISE FOR THE APPROVAL OF APEX COMMITTEE FOR FY : 2016-17	<b>62-72</b>
	3.3	PRINCIPLES OF PRIORITIZATION	<b>72-79</b>
	3.4	IMPORTANCE OF O&M	<b>79-81</b>
	3.5	REFORM IMPLEMENTATION	<b>81-82</b>
	3.6	ANNUAL CAPACITY BUILDING PLAN	<b>82-85</b>
	3.7	A&OE	<b>85-86</b>
	3.8	FINANCING OF PROJECTS	<b>86-89</b>
<b>CHAPTER-4</b>		<b>TABLES</b>	<b>90</b>
TABLE 1.1		BREAKUP OF TOTAL MOUD ALLOCATION FOR AMRUT	91-92
TABLE 1.2.1		ABSTRACT-SCTOR WISE PROPOSED TOTAL PROJECT FUND AND NUMBER OF PROJECTS	93
TABLE 1.2.2		ABSTRACT-BREAK-UP OF TOTAL FUND SHARING PATTERN	94
TABLE 1.3		ABSTRACT-USE OF FUNDS ON PROJECTS: ON GOING AND NEW	95
TABLE 1.4		ABSTRACT-PLAN FOR ACHIEVING SERVICE LEVEL BENCHMARKS	96-97
TABLE 3.1		SAAP – MASTER PLAN OF ALL PROJECTS DETAILS TO ACHIEVE UNIVERSAL COVERAGE DURING THE CURRENT MISSION PERIOD BASED ON TABLE 2.1 (FYS 2015-16 AND 2019-20)	98-102
TABLE 3.2		SAAP - SECTOR WISE BREAKUP OF CONSOLIDATED INVESTMENTS FOR ALL ULBS IN THE STATE	103-107
TABLE 3.3		SAAP - ULB WISE SOURCE OF FUNDS FOR ALL SECTORS	108-111

<b>TABLE OF CONTENTS</b>			
<b>CHAPTER</b>	<b>S.N.</b>	<b>DESCRIPTION</b>	<b>PAGES</b>
TABLE 3.4		SAAP - YEAR WISE SHARE OF INVESTMENTS FOR ALL SECTORS (ULB WISE)	112-114
TABLE 3.5		SAAP- – STATE LEVEL PLAN FOR ACHIEVING SERVICE LEVEL BENCHMARKS	115-116
TABLE 4		SAAP - BROAD PROPOSED ALLOCATIONS FOR ADMINISTRATIVE AND OTHER EXPENSES	117
TABLE 5.2		SAAP - REFORMS TYPE, STEPS AND TARGET FOR AMRUT CITIES FY-2016-2017	118-120
TABLE 5.5		SAAP - SELF- EVALUATION FOR REPORTING PROGRESS ON REFORM IMPLEMENTATION	121-124
<b>TABLE 7.2</b>		<b>ANNUAL ACTION PLAN FOR CAPACITY BUILDING</b>	<b>125-129</b>
TABLE 7.2	FORM 7.2.1	FUND REQUIREMENT FOR INDIVIDUAL CAPACITY BUILDING AT ULB LEVEL	125
TABLE 7.2	FORM 7.2.2	FUND REQUIREMENT FOR STATE LEVEL ACTIVITIES	126
TABLE 7.2	FORM 7.2.3	TOTAL FUND REQUIREMENT FOR CAPACITY BUILDING	127
TABLE 7.2	FORM 7.2.4	DETAILS OF INSTITUTIONAL CAPACITY BUILDING	128-129
TABLE 7.4		QUARTERLY SCORE CARDS FOR STATES FINANCIAL AND PHYSICAL PROGRESS ON CAPACITY BUILDING (STATE LEVEL)	130
TABLE 7.2	FORM 7.2.1 (Details)	FUND REQUIREMENT FOR INDIVIDUAL CAPACITY BUILDING AT ULB LEVEL (ULB WISE)	131-158
<b>ANNEXURES-1</b>		<b>WEBSITE DETAILS</b>	<b>159-175</b>
<b>ANNEXURES-2</b>		<b>E NEWS LETTER</b>	<b>176-236</b>

**TABLE OF CONTENTS**

<b>CHAPTER</b>	<b>S.N.</b>	<b>DESCRIPTION</b>	<b>PAGES</b>
<b>ANNEXURES-3</b>		<b>DIGITAL INDIA GOS</b>	<b>237-252</b>
<b>ANNEXURES-4</b>		<b>DRAFT INTERN POLICY</b>	<b>253-258</b>
<b>ANNEXURES-5</b>		<b>DOUBLE ENTRY ACCOUNTING GO</b>	<b>259-262</b>
<b>ANNEXURES-6</b>		<b>POLICY ON MAINTENANCE OF PARKS ON PPP BASIS.</b>	<b>263-265</b>
<b>ANNEXURES-7</b>		<b>14<sup>TH</sup> FC FUND TRANSFER</b>	<b>266-284</b>
<b>ANNEXURES-8</b>		<b>5<sup>TH</sup> STATE FINANCE COMMISSION NOTIFICATION</b>	<b>285</b>
<b>ANNEXURES-9</b>		<b>REVISED BUILDING BYELAWS 2011</b>	<b>286-317</b>
<b>ANNEXURES-10</b>		<b>ADVERTISEMENT POLICY GO</b>	<b>318-319</b>



CHECKLIST: CONSOLIDATED STATE ANNUAL ACTION PLAN OF ALL ULBS			
Name of State: Uttar Pradesh			
S. No.	Points of Consideration	Yes/No	Details
1.	Have all the Cities prepared SLIP as per the suggested approach?	Yes	NPP Ayodhya has been newly added in AMRUT Towns later. Its SLIP is being prepared.
2.	Has the SAAP prioritized cities for investment as per priority sectors and gap assessment?	Yes	Cities are prioritised based on existing service levels for water supply & sewerage where the sewer line exists to achieve universal coverage.
3.	Is the indicator wise summary of improvements proposed (both investments and management improvements) by State in place?	Yes	Indicator wise summary of improvements proposed for both investments and management improvements by the state.
4.	Have all the cities under Mission identified/done baseline assessments of service coverage indicators?	Yes	The baseline service coverage indicators has already being identified from FY 2010-11 onwards every year on the recommendation of 13th CFC which have also been published in the state gazette annually.
5.	Is the SAAP derived from an approach towards meeting Service Level Benchmarks agreed by Ministry for each Sector?	Yes	SAAP of the state has been prepared to achieve the service level benchmarks published by MOUD
6.	Is the investment proposed commensurate to the level of improvement envisaged in the indicator?	Yes	Investment proposed is commensurate to the level of improvement envisaged in the indicator
7.	Are State Share and ULB share in line with proposed Mission approach?	Yes	State government has decided the state share more than 20% against the minimum mandatory requirement given in the Mission guidelines. Which is as under: <ul style="list-style-type: none"> <li>For towns having population more than 10 lacs sharing is:- ACA: State: ULB:: 33.33%:36.67%:30%</li> <li>For towns having population less than 10 lacs sharing is:- ACA: State: ULB:: 50%:30%:20%</li> </ul>

## CHECKLIST: CONSOLIDATED STATE ANNUAL ACTION PLAN OF ALL ULBS

Name of State: Uttar Pradesh

<i>S. No.</i>	<i>Points of Consideration</i>	<i>Yes/ No</i>	<i>Details</i>
8.	Is there a need for additional resources and have state considered raising additional resources (State programs, aided projects, additional devolution to cities, 14th Finance Commission, external sources)?	Yes	Efforts are being made to mobilize additional resources in the form of Revolving Fund which is interest free loan, convergence with other central and state sector programs, dovetailing with SFC devolution, 14th CFC and infrastructure fund.
9.	Does State Annual Action Plan verify that the cities have undertaken financial projections to identify revenue requirements for O&M and repayments?	Yes	SAAP has been prepared considering the O&M charges and details of O&M are being worked out while preparing the DPR in each sector.
10.	Has the State Annual Action Plan considered the resource mobilization capacity of each ULB to ensure that ULB share can be mobilized?	Yes	SAAP has been prepared considering the financial position of ULBs and accordingly state share has been decided by the state government.
11.	Has the process of establishment of PDMC been initiated and completed?	Yes	Process for the establishment of PDMC has been initiated.
12.	Has a roadmap been prepared to realize the resource potential of the ULB?	Yes	Evaluation of resource potential of ULBs is underway and efforts are being made to explore the possibilities of market funding of infrastructure projects.
13.	Is the implementation plan for projects and reforms in place (Timelines and yearly milestones)?	Yes	The implementation plan for projects and reforms are in place and reforms timeline committed in previous SAAP has been adhered.
14.	Has the prioritization of projects in ULBs been done in accordance with para 7.2 of the guidelines?	Yes	Prioritization of projects in ULBs been done in accordance with para 7.2 of the guidelines.

(Rakesh Kumar Mishra)  
State Mission Director (AMRUT)  
Government of Uttar Pradesh

**Approval Of  
SAAP 2016-17  
From SHPSC**

**MINUTES OF 3RD STATE  
HIGH POWERED  
STEERING COMMITTEE  
(SHPSC) MEETING DATED  
27-05-2016**

शहरी विकास मंत्रालय, भारत सरकार द्वारा क्रियान्वित अटल मिशन फॉर रिजुवनेशन एण्ड अर्बन ट्रांसफार्मेशन (AMRUT- Atal Mission for Rejuvenation and Urban Transformation) योजना के अन्तर्गत मुख्य सचिव, उ०प्र० शासन की अध्यक्षता में गठित "राज्य स्तरीय उच्चाधिकार संचालन समिति" (SHPSC- State Level High Power Steering Committee) की दिनांक 27.05.2016 को सम्पन्न तृतीय बैठक का कार्यवृत्त।

उपस्थिति :


सर्वश्री-

- 1- श्रीप्रकाश सिंह, सचिव, नगर विकास विभाग, उ०प्र० शासन।
- 2- वी०के०एल० श्रीवास्तव, विशेष सचिव, वित्त विभाग, उ०प्र० शासन।
- 3- उमा शंकर सिंह, विशेष कार्याधिकारी, नगर विकास विभाग, उ०प्र०शासन।
- 4- श्याम लाल यादव, संयुक्त सचिव, लोक निर्माण विभाग, उ०प्र० शासन।
- 5- रवीन्द्र नाथ सिंह, संयुक्त सचिव, चिकित्सा एवं स्वास्थ्य, उ०प्र० शासन।
- 6- कृपा शंकर शुक्ल, उप सचिव, आवास एवं शहरी नियोजन, उ०प्र० शासन।
- 7- राकेश कुमार मिश्र, राज्य मिशन निदेशक/निदेशक, नगर निकाय, उ०प्र० लखनऊ।
- 8- अजय स्वरूप श्रीवास्तव, अपर निदेशक, नियोजन विभाग।
- 9- विशाल भारद्वाज, अपर निदेशक, नगर निकाय, उ०प्र० लखनऊ।
- 10- ए०के०गुप्ता, अपर निदेशक, क्षेत्रीय नगर एवं पर्यावरण अध्ययन केन्द्र, लखनऊ।
- 11- प्रेम आसूदानी, प्रबन्ध निदेशक, उ०प्र० जल निगम, लखनऊ।
- 12- सुखेन्द्र कुमार, अपर निदेशक, नगर निकाय निदेशालय, उ.प्र. लखनऊ।
- 13- गंगा फल, अपर परिवहन आयुक्त, उत्तर प्रदेश।
- 14- निर्मल प्रसाद, स०परि० आयुक्त, उत्तर प्रदेश।
- 15- एम०सी० जोशी, मुख्य अभियंता(नागर), उ०प्र० जल निगम, लखनऊ।
- 16- यू०के० तायल, पीडीएमसी, उ.प्र. जल निगम, लखनऊ।
- 17- रवीन्द्र बोरा, अधीक्षण अभियंता, उ.प्र.जल निगम, लखनऊ।
- 18- जियाउल हक, अरबन प्लानर, क्षेत्रीय नगर एवं पर्यावरण अध्ययन केन्द्र, लखनऊ।
- 19- आलोक तिवारी, तकनीकी निदेशक, एनआईसी, लखनऊ।
- 20- राजेन्द्र कुमार, उप टीमलीडर, पीडीएमसी, अमृत, लखनऊ।

बैठक में सर्वप्रथम दिनांक 06.05.2016 को सचिव, नगर विकास विभाग, उ०प्र० शासन की अध्यक्षता में सम्पन्न राज्य स्तरीय तकनीकी समिति की बैठक की कार्यवाही एवं प्रस्तावों से समिति को अवगत कराया गया तथा उक्त बैठक में संस्तुत प्रस्तावों को समिति के अनुमोदनार्थ प्रस्तुत किया गया।

प्रस्ताव संख्या-1 :

बैठक में अमृत मिशन के अन्तर्गत विभिन्न निकायों की कुल 86 परियोजनाओं लागत रू० 1313.56 करोड़, जिनमें 29 पेयजल, 8 सीवरेज तथा 49 पार्को एवं ग्रीन स्पेस की परियोजनाएं सम्मिलित हैं, की विचारोपरान्त स्वीकृति प्रदान की गयी। परियोजनाओं का विवरण निम्नवत् है :-



- 2 -

## (क) पेयजल की परियोजनाएं :

(धनराशि लाख रुपए में)

क्र.सं.	प्राककलन का नाम	अनुमानित लागत		SAAP में प्राकधान 5	ररव-ररकाव 6
		सेन्टेज सहित 3	सेन्टेज रहित 4		
1	सीतापुर गृह पेयजल संयोजन	133.09	118.43	2507.00	0.68
2	लखीमपुर गृह पेयजल संयोजन	82.14	73.09	2760.00	0.41
3	हरदोई नगर में पेयजल गृह संयोजन कार्य	93.05	82.80	756.00	0.46
4	गाजीपुर गृह पेयजल संयोजन	74.24	66.06	497.00	0.39
5	मऊ गृह पेयजल संयोजन	194.47	173.05	612.00	0.84
6	फर्रुखाबाद गृह पेयजल संयोजन	805.30	716.61	180.00	4.72
7	गृह पेयजल संयोजन नगर निगम, गोरखपुर	329.00	292.77	3800.00	1.91
8	गाजियाबाद नगर के सिस हिन्डन क्षेत्र, भाग-2 की पेयजल व्यवस्था का विस्तृत प्राककलन	3973.49	3555.00	4539.00	6214.96
9	गृह पेयजल संयोजन नगर पालिका परिषद, बहराइच	97.21	86.50	4235.00	0.5
10	गृह पेयजल संयोजन नगर पालिका परिषद, मथुरा	282.80	251.66	9467.00	1.5
11	गृह पेयजल संयोजन नगर निगम, आगरा	1382.27	1230.04	1363.00	7.02
12	बदायूँ शहर की पाइप लाइन विस्तार एवं हाउस कनेक्शन का प्राककलन	1402.50	1248.04	380.00	15.79
13	गृह पेयजल संयोजन नगर पालिका परिषद, उरई	127.79	113.72	443.00	0.58
14	गृह पेयजल संयोजन नगर पालिका परिषद, एटा	90.92	80.91	278.00	0.5
15	गृह पेयजल संयोजन नगर पालिका परिषद, मैनपुरी	148.56	132.20	1898.00	0.78
16	गोण्डा में पाइप लाइन विस्तार, गृह पेयजल संयोजन एवं आटोमेशन का कार्य	526.59	468.60	362.00	64.59
17	अलीगढ़ शहर के अन्तर्गत हाउस कनेक्शन से सम्बन्धित प्राककलन	1072.93	954.76	441.00	5.6
18	गृह पेयजल संयोजन नगर पालिका परिषद, ललितपुर	253.57	225.64	1599.00	1.38
19	गृह पेयजल संयोजन नगर पालिका परिषद, कासगंज	92.14	81.99	906.00	0.47
20	मुगलसराय गृह पेयजल संयोजन	118.72	105.65	256.00	0.64
21	गृह पेयजल संयोजन नगर पालिका परिषद, हाथरस	147.65	131.39	1601.00	0.77
22	गृह पेयजल संयोजन नगर पालिका परिषद, इटावा	1979.08	1761.12	0.00	35.72
23	गृह पेयजल संयोजन नगर पालिका परिषद, देवरिया	798.90	710.92	472.00	14.73

-3-

क.सं.	प्राक्कलन का नाम	अनुमानित लागत		SAAP प्रतिबंधन 5	रख-रखाव 6
		सेन्टेज सहित	सेन्टेज रहित		
1	2	3	4	5	6
24	लखनऊ नगर के वाटर सप्लाई डिस्ट्रीक -ए में हाउस कनेक्शन कार्य	3400.44	3025.94	14000.00	15.88
25	लखनऊ नगर के वाटर सप्लाई डिस्ट्रीक -बी., सी. एवं डी. में हाउस कनेक्शन कार्य	4957.82	4411.80		28.59
26	लखनऊ नगर में पंचम जलकल की भूमि संरक्षण हेतु बाउण्ड्री वॉल का निर्माण कार्य	379.46	337.67		1.52
27	नगर पालिका परिषद, मुजफ्फरनगर में पेयजल योजना	2657.78	2365.07	305.00	51.56
28	उन्नाव एवं शुक्लागंज में गंगाजल आधारित सतही जल स्तोंत की पेयजल योजना (भाग-1)	27476.90	23430.77	4800.00	2708.94
29	झाँसी नगर की पेयजल पुनर्गठन योजना में पुर्ननिर्माण का कार्य	25157.63	22403.00	22450.00	12875.18
	योग	78236.44	68635.20	80907.00	22056.41

(ख) सीवरेज की परियोजनाएं

(धनराशि लाख रुपए में)

क.सं.	प्राक्कलन का नाम	अनुमानित लागत		SAAP प्रतिबंधन 5	रख-रखाव 6
		सेन्टेज सहित	सेन्टेज रहित		
1	2	3	4	5	6
1	लखनऊ सीवरेज डिस्ट्रिक्ट-3, पार्ट-2 में गृह सीवर संयोजन	8981.06	7991.96	16500.00	49.7
2	लखनऊ सीवरेज डिस्ट्रिक्ट-3, पार्ट-1 में गृह सीवर संयोजन	15830.34	14086.91		75.93
3	लखनऊ नगर में सी.जी.पी.एस से कुकरेल पम्पिंग स्टेशन तक राइजिंगमेन	2005.95	1785.03		19.52
4	मुरादाबाद सीवर संयोजन	16155.36	14376.14	8000.00	98.13
5	बुलन्दशहर सीवरेज योजना	17087.23	15206.00	10108.00	4273.65
6	गृह सीवर संयोजन नगर पालिका परिषद, मैनपुरी	2122.59	1870.12	2100.00	11.36
7	हापुड़ नगर में एस.टी.पी. की भूमि संरक्षण हेतु बाउण्ड्री वॉल का निर्माण कार्य	178.89	159.19	0.00	1.79
8	नगर निगम, आगरा में सीवर हेतु गृह संयोजन कार्य	3121.00	2777.28	4200.00	14.02
	योग	65482.42	58252.63	40908.00	4544.1

-4-

## (ग) पार्क एवं ग्रीन स्पेस

नगर निगम			(घनराशि रु. करोड़ में)		
क. सं.	निकाय का नाम	प्राक्कलन/पार्क का नाम	अनुमानितलागत	SAAP में प्राविधान	रख-रखाव
1		2	3	5	6
1	नगर निगम, आगरा	बालेकस्वर पार्क	0.5352	1.810	0.9642
		सुर वाटिका	0.622		
		रामलीला पार्क	0.653		
2	नगर निगम, इलाहाबाद	भारद्वाज पार्क	2.8654	3.630	0.5701
		फपटामऊ पार्क	0.4422		
		प्रीतमनगर पार्क-9	0.2964		
3	नगर निगम, अलीगढ़	आवास विकास वार्ड-19	0.9071	1.340	-
		आवास विकास वार्ड-19	0.5366		
4	नगर निगम, बरेली	सी.आई. पार्क	1.5477	3.900	0.2526
		गांधी उद्यान पार्क	1.2187		
		आकाश विहार	1.121		
5	नगर निगम, गाजियाबाद	कंकड़ माडल बाडा	0.50017	2.360	0.2003
		राजेन्द्र नगर	0.66786		
		जनकपुरी त्रिन्दा	0.44184		
		कवि नगर पार्क	0.71924		
6	नगर निगम, झोंसी	वार्ड-24 लहर ग्रीड	2.3139	7.300	3.5095
		गहरियो गाँव पार्क	2.0808		
		त्रिदालाल वर्मा	3.4069		
7	नगर निगम, कानपुर	महाबलीपुरम	4.995	6.570	0.791
		दयानन्द विहार	0.4208		
		इंदिरा पार्क	0.3741		
8	नगर निगम, सहारनपुर	हकीकत नगर	0.1321	0.429	0.7245
		चन्द्रा नगर	0.1793		
		पन्त विहार	0.2394		
9	नगर निगम, गोरखपुर	बैंक कालोनी	0.7776	5.380	0.43
		लदीगी पार्क	4.1167		
		राप्ती नगर	0.442		
10	नगर निगम, मेरठ	मंगल पाण्डेय पार्क	1.116	3.160	1.75
		जागृति विहार पार्क	0.8323		
		सामुदायिक पार्क	1.2066		
	योग	30 पार्क	35.70791	35.879	9.1922

- 5 -

नगर पालिका परिषद				(घनराशि रु. करोड़ में)	
क्र.सं.	निकाय का नाम (नगर पालिका परिषद)	प्राक्कलन/पार्क का नाम	अनुमानित लागत	SAAP में प्राविधान	रख-रखाव
1		2	3	5	6
1	अकबरपुर	शिव बाबा पार्क	0.4066	0.4067	0.095
2	अमरोहा	आवास विकास खालसा	0.3466	0.3844	0.0416
3	बलिया	आवास विकास 1	0.3865	0.3865	0.0817
4	चन्दीसी	पंजाबी कालोनी	0.3716	0.3099	-
5	देवरिया	छोटा पार्क	1.342	1.342	0.068
6	इटावा	काशीराम कालोनी	0.1718	0.17	0.07962
7	जौनपुर	भगत सिंह पार्क	0.2853	0.2813	0.028
8	ललितपुर	काशीराम आवास वार्ड-10	0.2396	0.2396	0.02396
9	लोनी	बी ब्लॉक- लालबाग	0.2617	0.2729	0.0109
10	मऊनाथ	राष्ट्रीय अलिकत उद्यान	1.665	1.6325	0.05493
11	उरई	उड़ीसा पार्क	0.2621	0.268	-
12	रायबरेली	मालीक मोहम्मद जैसी पार्क	0.29	0.2978	0.0298
13	सम्भल	खेल का मैदान पार्क	0.527	0.527	-
14	शिकोहाबाद	आवास विकास कालोनी	0.2121	0.2082	-
15	मथुरा	भगत सिंह पार्क	0.518	0.518	0.0441
16	फैजाबाद	अंगुरी बाग	0.3288	0.3288	0.024
17	मिर्जापुर	राजकीय गांधी उद्यान	0.386	0.3861	-
18	फतेहपुर	इकमकतुल्ला पार्क	0.405	0.4744	0.065
19	लखीमपुर खीरी	आवास विकास-1	0.5622	0.64	0.0631
	योग	19 पार्क	8.9679	9.0741	0.70971

2- राज्य मिशन निदेशक (अमृत) द्वारा अवगत कराया गया कि अमृत कार्यक्रम के अन्तर्गत राज्य मिशन निदेशालय स्तर पर गठित किये जाने हेतु पी0डी0एम0सी0 (प्रोजेक्ट डेवलपमेन्ट एण्ड मैनेजमेन्ट कन्सल्टैन्ट) के संदर्भ में एस0एल0टी0सी0 द्वारा स्वीकृति प्रदान कर दी गयी है। एस0एल0टी0सी0 द्वारा दी गयी स्वीकृति के क्रम में प्रस्तावित पी0डी0एम0सी0 के पदों यथा- टीम लीडर कम अर्बन मैनेजमेन्ट स्पेशलिस्ट, सिस्टम इन्जीनियर/आई0टी0 एक्सपर्ट, प्रोजेक्ट कॉर्डिनेटर कम मॉनिटरिंग स्पेशलिस्ट, परियोजना की महत्ता एवं उसके सफल क्रियान्वयन के दृष्टिगत सॉलिटिड वेस्ट मैनेजमेन्ट एक्सपर्ट के पद के स्थान पर पब्लिक वर्क्स एवं पब्लिक हेल्थ इन्जीनियर तथा डिजाइन इन्जीनियर (रोड) के पद के स्थान पर म्यूनिसिपल फाइनेन्स एक्सपर्ट पद को लिया गया है। पी0डी0एम0सी0 चयन हेतु शहरी विकास मंत्रालय, भारत सरकार द्वारा जारी आर0एफ0पी0 के आधार पर सूचीबद्ध संस्थाओं से निविदा आमंत्रित करने तथा उपयुक्त/योग्य संस्था को अतिशीघ्र आबद्ध किये जाने के संबंध में अग्रिम कार्यवाही करायी जानी है।

समिति द्वारा उक्त प्रस्ताव को संस्तुत करते हुये प्रस्तावित पी0डी0एम0सी0 के गठन के सम्बन्ध में तत्काल कार्यवाही करने हेतु राज्य मिशन निदेशक (अमृत) को निर्देशित किया गया।

3- राज्य मिशन निदेशक (अमृत) द्वारा यह अवगत कराया गया कि अमृत कार्यक्रम में ई-गवर्नेन्स रिफॉर्म सबसे महत्वपूर्ण रिफॉर्म है जिसके अन्तर्गत विभिन्न प्रकार के आई0टी0 मॉड्यूल्स का क्रियान्वयन कराया जाना है। ई-गवर्नेन्स रिफॉर्म को भारत सरकार द्वारा निर्धारित टाइम-लाइन के क्रम में ही पूर्ण किया जाना है। इसी के निमित्त अपर निदेशक द्वारा अमृत कार्यक्रम के अन्तर्गत प्रदेश के चयनित सभी 61 निकायों में ई-गवर्नेन्स रिफॉर्म के समयबद्ध क्रियान्वयन हेतु कार्यदायी संस्था एन0आई0सी0 द्वारा होशियार की गयी वार्षिक कार्य-योजना (रू0 2.



- 6 -

99 करोड़) जिसकी संस्तुति एस0एल0टी0सी0 द्वारा दिनांक 06.05.2016 की बैठक में किया जा चुका है, की स्वीकृति हेतु समिति के समक्ष प्रस्तावित की गयी।

सम्यक् विचारोपरान्त समिति द्वारा उक्त प्रस्ताव की स्वीकृति प्रदान की गयी। उक्त के अतिरिक्त ई-गवर्नेन्स सुधार को भारत सरकार द्वारा जारी टाईम लाईन के अनुसार पूर्ण कराए जाने का निर्देश भी दिया गया।


#### प्रस्ताव संख्या-2

राज्य मिशन निदेशक (अमृत) द्वारा द्वारा अवगत कराया गया कि दिनांक 30 मई 2016 तक अमृत योजना के अन्तर्गत वर्ष 2016-17 के स्टेट एनुअल एक्शन प्लान (SAAP) को भारत सरकार को प्रेषित किया जाना है। तदनुसार वर्ष 2016-17 हेतु रू0 3938.84 करोड़ का स्टेट एनुअल एक्शन प्लान (SAAP) प्रस्तावित किया गया। राज्य के वार्षिक एक्शन प्लान 2016-17 में रू0 2017.42 करोड़ की पेयजल की परियोजनाएं, रू0 1795.84 करोड़ की सीवरज एवं सेप्टेज प्रबन्धन की परियोजनाएं तथा रू0 81.90 करोड़ की पार्क एवं ग्रीन स्पेस की परियोजनाओं के साथ रू0 43.68 करोड़ प्रशासनिक एवं अन्य व्यय हेतु प्रस्तावित किया गया है। यह भी अवगत कराया गया की 2016-17 की वार्षिक कार्य-योजना के सापेक्ष भारत सरकार से केन्द्रांश के रूप में कुल रू0 1681.68 करोड़ प्रदेश सरकार को प्राप्त होंगे।

सम्यक् विचारोपरान्त समिति द्वारा वर्ष 2016-17 हेतु प्रस्तावित रू0 3938.84 करोड़ के स्टेट एनुअल एक्शन प्लान (SAAP) को स्वीकृति प्रदान करते हुए राज्य मिशन निदेशक (अमृत) को उक्त प्रदेश के वार्षिक एक्शन प्लान को भारत सरकार को समयान्तर्गत प्रेषित किये जाने हेतु निर्देशित किया गया।


समिति द्वारा वर्ष 2016-17 हेतु 10 प्रतिशत प्रोत्साहन धनराशि को प्राप्त करने हेतु गत वित्तीय वर्ष 2015-16 हेतु निर्धारित अमृत सुधारों के सम्बन्ध में अपेक्षित विवरण तैयार कर भारत सरकार को 30.05.2016 तक प्रेषित किये जाने के निर्देश राज्य मिशन निदेशक (अमृत) को दिए गए।

उपर्युक्तानुसार हुए विचार-विमर्श तथा संस्तुति के पश्चात् बैठक सधन्यवाद सम्पन्न हुई।

  
( श्री प्रकाश सिंह )  
सचिव।

उत्तर प्रदेश शासन  
नगर विकास अनुभाग-5  
संख्या-1743/नौ-5-2016-180सा/2015टीसी  
लखनऊ: दिनांक 02 जून, 2016

प्रतिलिपि समस्त सम्बन्धित को सूचनार्थ एवं आवश्यक कार्यवाही हेतु प्रेषित।

  
आज्ञा से,  
( उमा शंकर सिंह )  
विशेष कार्याधिकारी

## CHAPTER -1

# PROJECT BACKGROUND AND SUMMARY

## CHAPTER-1: PROJECT BACKGROUND

### NAME AND CONTACT INFORMATION OF THE ORGANIZATION SUBMITTING THE SAAP PROPOSAL:

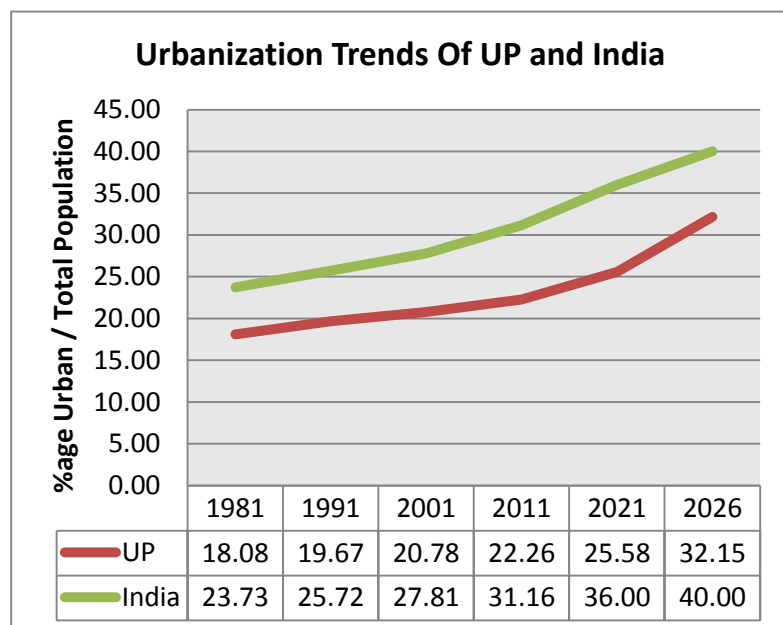
**Name Of Organisation: State Mission Directorate - AMRUT (Directorate of Local Bodies), Uttar Pradesh 8<sup>th</sup> Floor, Indira Bhawan, Ashok Marg, Lucknow-226001**

**Contact Person : Sri Rakesh Kumar Mishra**  
**Designation : State Mission Director, AMRUT, UP**

**Telephone : 0522-2287234**  
**Fax : 0522-2288198**  
**Email : directorlocalbodies@gmail.com**

### URBANIZATION TREND IN UTTAR PRADESH

The 21st century is seeing a rapid increase in urbanization worldwide. Cities are already home to half of humankind, with urbanization occurring in both the developed and developing world. India has not remained untouched by this global trend. By the year 2026 more than 40 per cent of the population in India will be living in urban dwellings.



According to a recent estimate, the number of metropolitan cities in India will be 75 by 2021

AD. In addition, there would be 500 large cities (one lakh and above size) and 4430 medium and small towns (less than one lakh population size).

Excluding Uttarakhand, UP's urban population stood at 19.01 million in 1981, increasing to 34.50 million in 2001 and, further, to 44.47 million in 2011. Urban population has been increasing at a steady rate of around 3.07 % per annum in the past three decades, which is much higher than the growth rate of 2.38 % per annum in the total population of the State. In 2011, 22.28% of total population of State lives in urban areas which accounts 11.79% of total urban population of country and on the basis of census data of 2011, 4041 statutory towns present in country out of which 648 exist in UP which is 16% of total number of towns. The past urbanization trends till the current census 2011 in **Table-1** and demographic status of UP in India is tabulated in **Table-2**.

#### 1. TABLE: GROWTH OF URBAN & TOTAL POPULATION OF UP ( 1981-2011)

Year	Urban population ( lakh)	Total population ( lakh)	Urban population as % of total population	Decadal growth of urban population (%)	Decadal growth of total population (%)
1	2	3	4	5	6
1981	190.08	1051.37	18.08		
1991	259.70	1319.99	19.67	36.63	25.55
2001	345.06	1660.53	20.78	26.82	25.78
2011	444.70	1995.81	22.28	28.75	20.09

Source: Calculated from Census Reports-2011.

## 2. TABLE: THE UTTAR PRADESH IN INDIA {CENSUS 2011}

Indicators	India	Uttar Pradesh	%age of UP in India
Total Population	121.02 Cr	19.96 Cr	16%
Urban Population	37.71 Cr	4.45 Cr	12%
% Urban Population	31.16%	22.28%	-
Statutory Towns	4,041	648	16%
Census Towns	3,894	267	7%
Decadal Urban Population Growth (2001-2011)	9.10 Cr	1.0 Cr	10.95 %

Source: Calculated from Census Reports-2011.

## AMRUT CITIES OF UTTAR PRADESH:

The 60 cities of Uttar Pradesh covered under AMRUT, which includes 14 Nagar Nigam/ Municipal Corporation and 46 Nagar Palika Parishads, later on NPP Ayodhya also included in to list so now there are 61 AMRUT cities, the SLIP of NPP Ayodhya is being prepared so, for SAAP 2016-17 only 60 cities are being considered . The list of AMRUT Cities of Uttar Pradesh mentioned ahead:

S.N	Name of the City	Population
1	Lucknow (M Corp.)	2815601
2	Kanpur (M Corp.)	2767031
3	Ghaziabad (M Corp.)	1648643
4	Agra (M Corp.)	1574542
5	Meerut (M Corp.)	1309023
6	Varanasi (M Corp.)	1201815
7	Allahabad ( M Corp.)	1117094
8	Bareilly (M Corp.)	898167
9	Moradabad (M Corp.)	889810
10	Aligarh ( M Corp.)	872575
11	Saharanpur (M Corp.)	703345
12	Gorakhpur ( M Corp.)	671048
13	Jhansi (M Corp.)	507293
14	Firozabad (M Corp.)	603797
	<b>Total</b>	<b>17579784</b>

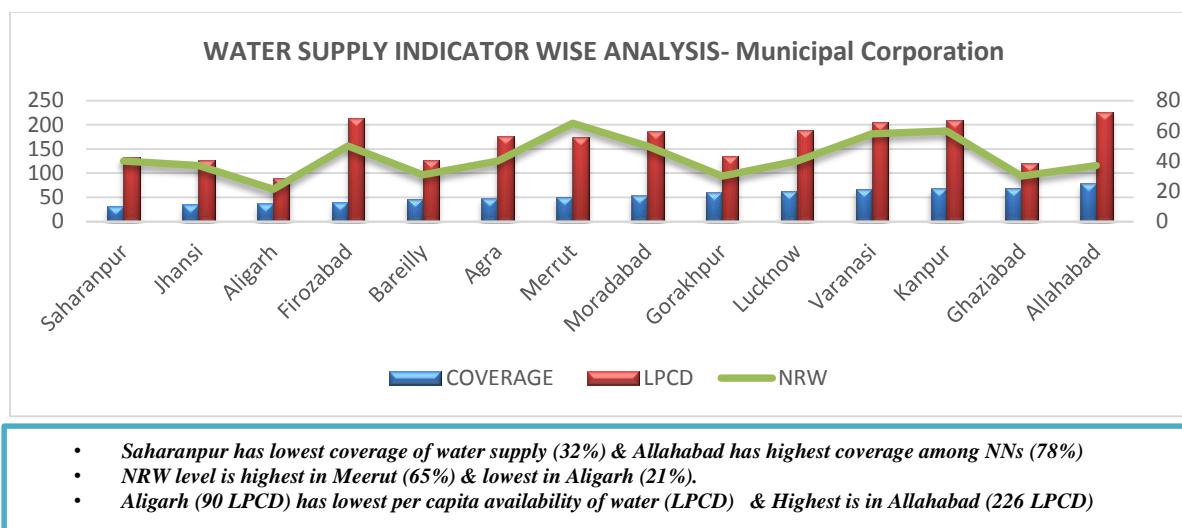
S N	Nagar Palika Parishad	Pop_n	S N	Nagar Palika Parishad	Pop_n
15	Loni ( NPP)	512296	41	Modinagar (NPP)	130161
16	Muzaffarnagar (NPP)	392451	42	Deoria (NPP)	129570
17	Mathura (NPP)	349336	43	Pilibhit (NPP)	130428
18	Shahjahanpur (NPP)	327975	44	Hardoi (NPP)	126890
19	Rampur (NPP)	325248	45	Mainpuri (NPP)	117327
20	Maunath Bhanjan (NPP)	279060	46	Etah (NPP)	118632
21	Farrukhabad(NPP)	275754	47	Basti (NPP)	114651
22	Hapur (NPP)	262801	48	Chandausi (NPP)	114254
23	Etawah (NPP)	256790	49	Gonda (NPP)	114353
24	Mirzapur(NPP)	233691	50	Akbarpur (NPP)	111594
25	Bulandshahar (NPP)	222826	51	Khurja (NPP)	111098
26	Sambhal (NPP)	221334	52	Azamgarh (NPP)	110980
27	Amroha (Npp)	197135	53	Ghazipur (NPP)	110698
28	Fatehpur (NPP)	193801	54	Mughalsarai (NPP)	110110
29	Rae Bareli (NPP)	191056	55	Sultanpur (NPP)	107914
30	Orai (NPP)	187185	56	Shikohabad (NPP)	107300
31	Bahraich (NPP)	186241	57	Shamli (NPP)	107233
32	Jaunpur (NPP)	168128	58	Ballia (NPP)	104271
33	Unnao (NPP)	178681	59	Baraut (NPP)	102733
34	Sitapur (NPP)	177351	60	Kasganj (NPP)	101241
35	Faizabad (NPP)	167544		<b>Total</b>	<b>6042853</b>
36	Budaun(NPP)	159221			
37	Banda (NPP)	154388			
38	Lakhimpur (NPP)	152010			
39	Hathras (NPP)	137509			
40	Lalitpur (NPP)	133041			

## EXISTING SERVICES LEVEL OF WATER SUPPLY IN AMRUT CITIES:

The **COVERAGE OF WATER SUPPLY** services in AMRUT cities of Uttar Pradesh shows that the coverage ranges from 32% to 78% in Municipal Corporations (Nagar Nigams). Allahabad Municipal Corporation has the highest household level coverage of water supply network connections at 78% while Saharanpur Municipal Corporation has the lowest coverage level at 32%. In terms of **LITRE PER CAPITA WATER** availability among Municipal Corporation, Allahabad has the highest 226 LPCD water availability while Aligarh has the lowest per capita availability of water at 90 LPCD.

The **NON-REVENUE WATER** Levels in Municipal Corporation is also found to be very high in most of the cities. Comparative analysis of NRW in Municipal Corporation shows that Meerut reported highest NRW with 65% while Municipal Corporation Aligarh has reported lowest NRW with 21%.

Comparative analysis of household level coverage of water supply connections, per capita availability of water and non-revenue water shows that at Saharanpur the even though the coverage is low but the NRW level is very high similar situation is also observed in cities of Jhansi, Meerut, Kanpur, Moradabad and Varanasi.

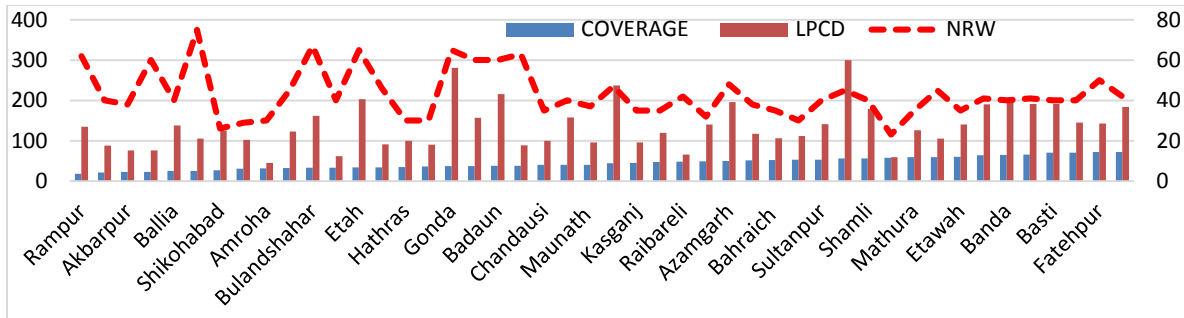


The **COVERAGE OF WATER SUPPLY SERVICES** in Nagar Palika Parishads shows that coverage level ranges from 17% to 72%. Highest being 72% in Nagar Palika Parishad Modinagar and lowest in Rampur at 17%. Maximum cities have water supply coverage in between the range of 32% to 48%.

The **NON-REVENUE WATER LEVELS** is also found to be very high in most of the Nagar Palika Parishads. Comparative analysis of NRW in Nagar Palika Parishads shows that Sambhal City reported highest NRW with 75% while Shahjahanpur has reported lowest NRW with 23%.

The **PER CAPITA WATER AVAILABILITY** in Nagar Palika Parishads shows Amroha reported lowest availability of water at 45 LPCD and highest at Ghazipur with 300 LPCD. Among Nagar Palika Parishads (Municipal Councils) 24 cities have per capita availability of water below the benchmark of 135 LPCD whereas 22 cities lie above the prescribed LPCD

benchmark. The overall trend shows that there is sufficient availability of per capita water in most of the AMRUT Cities.

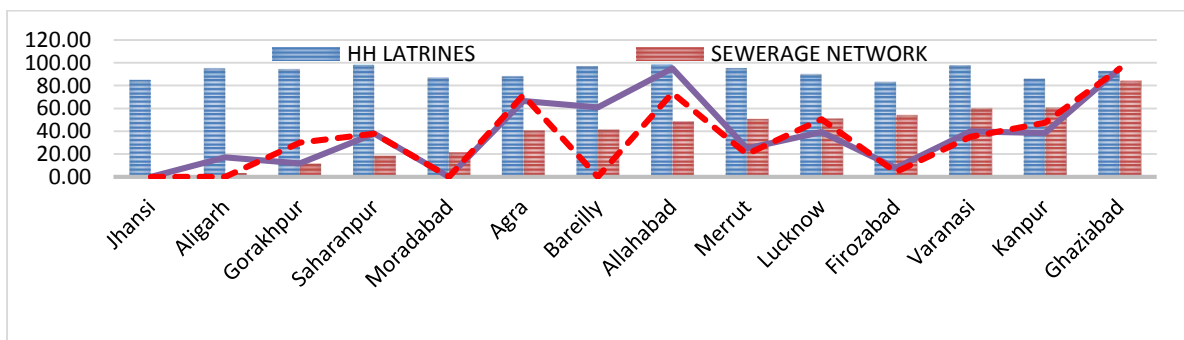


- 29 NPPs have less than 50% Coverage of water and less than 25% in 4 NPPs, Rampur is the lowest (17%)
- NRW level is more than 40% in 20 NPPs & highest in Sambhal (75%)
- 12 NPPs have less than 100 LPCD of water & lowest in Amroha (45)
- 21 NPPs have more than 135 LPCD water & highest water availability in Gonda (281 LPCD) & Ghazipur (300 LPCD).

### EXISTING SERVICES LEVEL OF SEWERAGE & SEPTAGE IN AMRUT CITIES

Analysis of **COVERAGE OF LATRINES** in Municipal Corporations shows that most of the municipal corporations have fair coverage of latrines ranging from 83% to 98%.

In Nagar Palika Parishads the availability of latrines ranges from 39% in Akabarpur to 99% in Nagar Palika Parishad Loni. In most cities the coverage of latrines ranges from 80% to 90%.



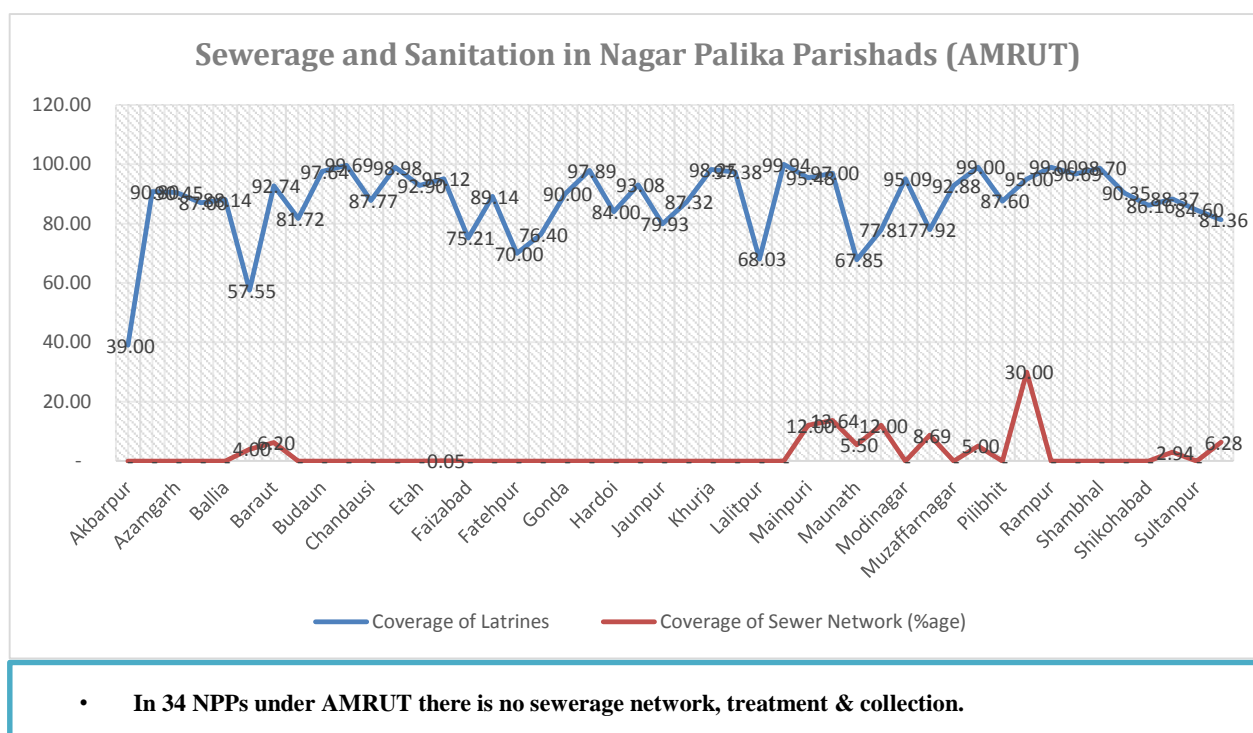
- Highest coverage of sewerage is in Ghaziabad with 83.82% and lowest is in Aligarh with 3.54% sewerage coverage.
- Nagar Nigam Jhansi has no sewerage network.
- Availability of Latrines is highest in Allahabad (98.21%) & lowest in Firozabad (83.24%)
- Collection efficiency is highest in Allahabad (95%) & Ghaziabad (94.71%) and Nil in Moradabad.



## SEWERAGE NETWORK:

With regard to coverage of sewerage network in Municipal Corporation highest coverage of sewerage is in Ghaziabad with 83.82% and lowest is in Aligarh with 3.54% sewerage coverage. Nagar Nigam Jhansi has no sewerage network.

Among Nagar Palika Parishads the sewerage network ranges from 30% to 0.05%. In more than 34 AMRUT cities there is no sewerage network. These cities have only Septage.



## EFFICIENCY IN COLLECTION AND TREATMENT OF SEWERAGE:

Efficiency in collection and treatment of sewerage has been reported less than 60% in most of the Corporation cities. Nagar Nigam Agra reported highest efficiency in collection and treatment of sewerage. Among Nagar Palika Parishad the efficiency in collection and treatment of sewerage is reported quite low except Azamgarh which reported 60%. Out of 60 AMRUT Cities 35 cities have reported zero efficiency regarding collection and treatment of sewerage.

## PARKS AND GREEN SPACES:

Per capita availability of open space among AMRUT cities ranges from 2.13 Sq. Mts. to 0.01 Sq. Mts.

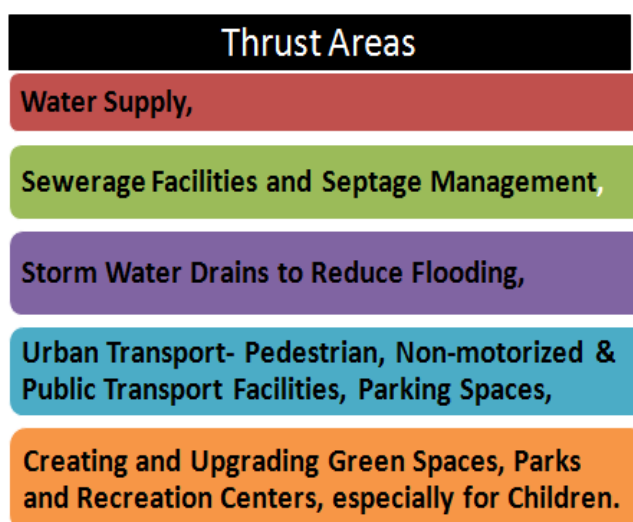
Indicator	Benchmark	Current Status	Remarks
Per person open space in built up	3 Sq. M  (as per URDPFI Guidelines)	Ranges from 0.01 Sq. Mts to 2.13 Sq. Mts.	Minimum two parks have been proposed for development.

## AMRUT MISSION BACKGROUND:

Rapid urbanization has completely outpaced the growth of civic infrastructure of cities. The pressure on urban space, infrastructure, environment and quality of life has most Indian cities on the brink. Couple this with the constantly changing nature of cities as a whole, makes it imperative for the urban managers to have improved urban infrastructure with a holistic understanding of their operating context. Ministry of Urban Development, Government of India, has responded to the emerging challenges of urban infrastructure and governance in India with **ATAL MISSION FOR REJUVENATION AND URBAN TRANSFORMATION (AMRUT)** infrastructure development mission with capacity building program and mandatory AMRUT reforms. The Union government launched AMRUT on 25<sup>th</sup> June, 2015 with the overtly stated mission objective of encouraging reforms and fast-tracking development of major cities with specific focus on efficiency in urban infrastructure and service delivery mechanisms, community participation, and accountability of ULBs / Parastatal agencies towards citizens.

The core focus area of the AMRUT Mission is on infrastructure projects relating to water supply sewerage and sanitation, urban transport and redevelopment of old city areas with a view to upgrading infrastructure therein. The objectives of AMRUT mission are to ensure achievement in following segment in the urban sector:

- I. to ensure that every household has access to a tap with assured supply of water and a sewerage connection;
- II. to increase the amenity value of cities by developing greenery and well maintained open spaces (e.g. parks); and
- III. to reduce pollution by switching to public transport or constructing facilities for non-motorized transport (e.g. walking and cycling).



## MISSION COMPONENTS

The components of the AMRUT consist of capacity building, reform implementation, water supply, sewerage and Septage management, storm water drainage, urban transport and development of green spaces and parks. During the process of planning, the Urban Local Bodies (ULBs) will strive to include some smart features in the physical infrastructure components.

### Water Supply

- i. Water supply systems including augmentation of existing water supply, water treatment plants and universal metering.
- ii. Rehabilitation of old water supply systems, including treatment plants.
- iii. Rejuvenation of water bodies specifically for drinking water supply and recharging of ground water.
- iv. Special water supply arrangement for difficult areas, hill and coastal cities, including those having water quality problems (e.g. arsenic, fluoride)

## Sewerage

- i. Decentralized, networked underground sewerage systems, including augmentation of existing sewerage systems and sewage treatment plants.
- ii. Rehabilitation of old sewerage system and treatment plants.
- iii. Recycling of water for beneficial purposes and reuse of wastewater.

## Septage

- i. Faecal Sludge Management- cleaning, transportation and treatment in a cost-effective manner.
- ii. Mechanical and biological cleaning of sewers and septic tanks and recovery of operational cost in full.

## Storm Water Drainage

- i. Construction and improvement of drains and storm water drains in order to reduce and eliminate flooding.

## Urban Transport

- i. Ferry vessels for inland waterways (excluding port/bay infrastructure) and buses.
- ii. Footpaths/walkways, sidewalks, foot over-bridges and facilities for non-motorized transport (e.g. bicycles).
- iii. Multi-level parking.
- iv. Bus Rapid Transit System (BRTS).

## Green space and parks

- i. Development of green space and parks with special provision for child-friendly components.

## Reforms management & support

- i. Support structures, activities and funding support for reform implementation.
- ii. Independent Reform monitoring agencies.

## Capacity Building

- i. It has two components- individual and institutional capacity building.
- ii. The capacity building is not limited to the Mission Cities, but extended to other ULBs as well.
- iii. Continuation of the Comprehensive Capacity Building Programme (CCBP) after its realignment towards the new Missions.

## COVERAGE UNDER MISSION

Five hundred cities are taken up under AMRUT. The list of cities is notified. The category of cities that are covered in the AMRUT is given below:

- i. All Cities and Towns with a population of over one lakh with notified Municipalities, including Cantonment Boards (Civilian areas),
- ii. All Capital Cities/Towns of States/ UTs, not covered in (i),
- iii. All Cities/ Towns classified as Heritage Cities by MoUD under the HRIDAY Scheme,
- iv. Thirteen Cities and Towns on the stem of the main rivers with a population above 75,000 and less than 1 lakh, and
- v. Ten Cities from hill states, islands and tourist destinations (not more than one from each State).

## FUND ALLOCATION

The total outlay for AMRUT is Rs. 50,000 crore for five years from FY 2015-16 to FY 2019-20 and the Mission is operated as a Centrally Sponsored Scheme (CSS). The AMRUT may be continued thereafter in the light of an evaluation done by the MoUD and incorporating learnings in the Mission. The Mission fund is divided in following four parts:

- i. Project fund - 80% of the annual budgetary allocation.
- ii. Incentive for Reforms - 10% of the annual budgetary allocation.
- iii. State funds for Administrative & Office Expenses (A&OE) - 8% of the Annual budgetary allocation
- iv. MoUD funds for Administrative & Office Expenses (A&OE) - 2% of the annual budgetary allocation

However, for FY 2015-16 the project fund was 90% of the annual budgetary allocation incentive for Reforms is being given only from FY 2016-17 onwards. The SAAP size of Uttar Pradesh for FY 2016-17 is Rs 3938.84 Cr.

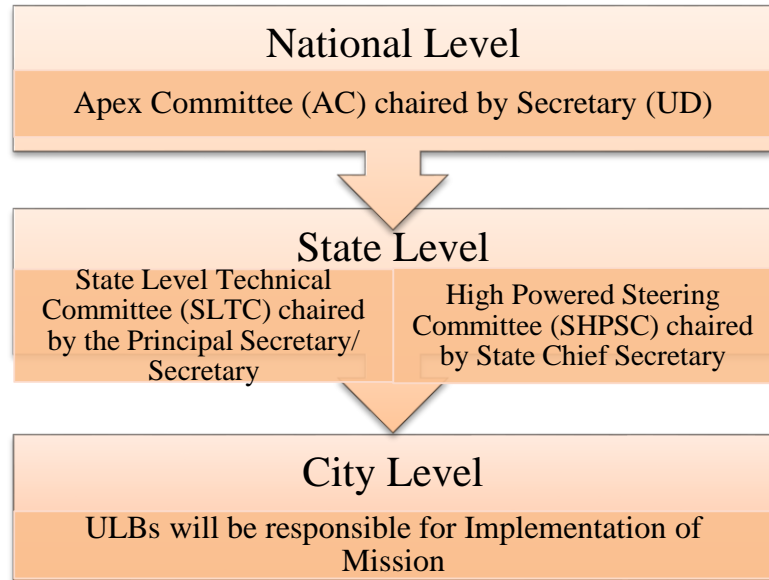
As per the mission guidelines GOI shall provide 50% assistance of the project cost for the mission cities having population up to 10 lacs and 1/3rd assistance for mission cities having population above 10 lacs. State govt. respective ULBs will contribute through their own resources (State Share/SFC/TFC grants etc.) or through financing from financial institutions.

Under AMRUT scheme, the State Govt. has decided to meet not less than 20% of the project cost, in addition to the Central share. The ULBs are expected to meet the remaining share from their own funds, 14th Finance Commission Grants and from other sources. The ULBs are trying to raise their own revenues through improving billing and collection systems and through public mobilization and awareness campaigns. The ULBs are also preparing themselves to mobilize finances through financial institutions by obtaining credit rating from accredited institutions. The O&M cost will be met from the ULB through user charges and other sources.

## STATE AND ULB SHARE

State share has been decided by the State Government more than 20% which provided in the Mission guidelines.

- For towns having population more than 10 lacs sharing is ACA: State: ULB:: 33.33% : 36.67% : 30%.
- For towns having population less than 10 lacs sharing is ACA: State: ULB: :50%:30%:20%




## PROGRAMME MANAGEMENT STRUCTURE

Each ULB has prepared sector wise Service Level Improvement Plan (SLIP) after assessment of its current service level and consultation with the citizens. In first phase only Water Supply, Sewerage and Parks SLIPs have been prepared. The SLIPs were submitted at the state level following which all SLIPs have been consolidated and State Annual Action Plan (SAAP) has been prepared, which is being put up for approval before the Apex Committee.

## APPRAISAL & IMPLEMENTATION

The appraisal will be done at the state level by the State Level Technical Committee (SLTC). The SLTC will give technical sanctions, ensure resilience to disasters, check estimate IRR, take corrective action on third party reports and appraise the DPRs.





## CHAPTER-2

# Review of State Annual Action Plan (SAAP) For FY 2015-16

## CHAPTER-2: REVIEW OF STATE ANNUAL ACTION PLAN (SAAP) FOR FY 2015-16

### AMRUT PROJECTS PROGRESS

#### Status of Water supply Projects

Physical and Financial Progress of Water Supply Projects against the SAAP -2015-16									
SN	Name of ULB	Approved SAAP		DPR (Y/N)	SLTC (Y/N)	Work Order (Y/N)	Implementation Progress		Amount Disbursed till date
		Project Name	Amt in Rs Cr				Physical %	Financial %	
1	2	3	4	5	6	7	8	9	10
1	Agra	Uni. Cov.	13.61	Y	Y	N	Nil	Nil	Nil
2	Allahabad	Uni. Cov.	55.99	Y(P)	Y	N	Nil	Nil	Nil
3	Ghaziabad	Uni. Cov.	45.37	Y(P)	Y	N	Nil	Nil	Nil
4	Kanpur	Uni. Cov.	134.99	N	N	N	Nil	Nil	Nil
5	Lucknow	Uni. Cov.	139.99	Y(P)	Y	N	Nil	Nil	Nil
6	Meerut	Uni. Cov.	74.59	Y(P)	Y	N	Nil	Nil	Nil
7	Varanasi	Uni. Cov.	74.99	Y(P)	Y	N	Nil	Nil	Nil
<b>Sub-Total-A</b>			<b>539.53</b>						
1	Aligarh	Uni. Cov.	4.41	Y	Y	N	Nil	Nil	Nil
2	Bareilly	Uni. Cov.	16.88	N	N	N	Nil	Nil	Nil
3	Firozabad	Uni. Cov.	0.60	N	N	N	Nil	Nil	Nil
4	Gorakhpur	Uni. Cov.	38.00	Y	Y	N	Nil	Nil	Nil
5	Jhansi	Uni. Cov.	224.50	Y	Y	N	Nil	Nil	Nil
6	Moradabad	Uni. Cov.	28.76	N	N	N	Nil	Nil	Nil
7	Saharanpur	Uni. Cov.	26.86	N	N	N	Nil	Nil	Nil
8	Akbarpur	Uni. Cov.	9.64	Y(P)	Y	N	Nil	Nil	Nil
9	Amroha	Uni. Cov.	0.12	Y	Y	N	Nil	Nil	Nil
10	Azamgarh	Uni. Cov.	4.37	Y(P)	Y	N	Nil	Nil	Nil
11	Bahraich	Uni. Cov.	42.36	Y(P)	Y	N	Nil	Nil	Nil
12	Ballia	Uni. Cov.	4.52	N	N	N	Nil	Nil	Nil
13	Banda	Uni. Cov.	16.92	N	N	N	Nil	Nil	Nil
14	Baraut	Uni. Cov.	1.52	N	N	N	Nil	Nil	Nil
15	Basti	Uni. Cov.	8.44	N	N	N	Nil	Nil	Nil
16	Budaun	Uni. Cov.	3.80	Y	Y	N	Nil	Nil	Nil

**Physical and Financial Progress of Water Supply Projects against the SAAP -2015-16**

SN	Name of ULB	Approved SAAP		DPR	SLTC	Work Order	Implementation Progress		Amount Disbursed till date
		Project Name	Amt in Rs Cr	(Y/N)	(Y/N)	(Y/N)	Physical %	Financial %	
1	2	3	4	5	6	7	8	9	10
17	Bulandshahar	Uni. Cov.	5.56	Y(P)	Y	N	Nil	Nil	Nil
18	Chandausi	Uni. Cov.	4.50	Y(P)	Y	N	Nil	Nil	Nil
19	Deoria	Uni. Cov.	4.72	Y	Y	N	Nil	Nil	Nil
20	Etah	Uni. Cov.	2.78	Y(P)	Y	N	Nil	Nil	Nil
21	Etawah	Uni. Cov.	0.00	Y	Y	N	Nil	Nil	Nil
22	Faizabad	Uni. Cov.	4.68	Y	Y	N	Nil	Nil	Nil
23	Farrukhabad	Uni. Cov.	1.80	Y	Y	N	Nil	Nil	Nil
24	Fatehpur	Uni. Cov.	1.00	N	N	N	Nil	Nil	Nil
25	Ghazipur	Uni. Cov.	4.97	Y(P)	Y	N	Nil	Nil	Nil
26	Gonda	Uni. Cov.	3.62	Y	Y	N	Nil	Nil	Nil
27	Hapur	Uni. Cov.	20.50	Y(P)	Y	N	Nil	Nil	Nil
28	Hardoi	Uni. Cov.	7.56	Y(P)	Y	N	Nil	Nil	Nil
29	Hathras	Uni. Cov.	16.01	Y(P)	Y	N	Nil	Nil	Nil
30	Jaunpur	Uni. Cov.	12.00	Y(P)	Y	N	Nil	Nil	Nil
31	Kasganj	Uni. Cov.	9.06	Y(P)	Y	N	Nil	Nil	Nil
32	Khurja	Uni. Cov.	4.40	Y	Y	N	Nil	Nil	Nil
33	Lakhimpur	Uni. Cov.	27.60	Y(P)	Y	N	Nil	Nil	Nil
34	Lalitpur	Uni. Cov.	16.00	Y(P)	Y	N	Nil	Nil	Nil
35	Loni	Uni. Cov.	14.20	Y	Y	N	Nil	Nil	Nil
36	Mainpuri	Uni. Cov.	18.98	Y(P)	Y	N	Nil	Nil	Nil
37	Mathura	Uni. Cov.	94.67	Y(P)	Y	N	Nil	Nil	Nil
38	Maunath	Uni. Cov.	6.12	Y(P)	Y	N	Nil	Nil	Nil
39	Mirzapur	Uni. Cov.	90.90	Y(P)	Y	N	Nil	Nil	Nil
40	Modinagar	Uni. Cov.	0.04	N	N	N	Nil	Nil	Nil
41	Mughalsarai	Uni. Cov.	2.56	Y(P)	Y	N	Nil	Nil	Nil
42	Muzaffarnagar	Uni. Cov.	3.06	Y	Y	N	Nil	Nil	Nil
43	Orai	Uni. Cov.	4.44	Y(P)	Y	N	Nil	Nil	Nil
44	Pilibhit	Uni. Cov.	16.40	N	N	N	Nil	Nil	Nil
45	Raibareli	Uni. Cov.	27.00	N	N	N	Nil	Nil	Nil
46	Rampur	Uni. Cov.	1.72	Y	Y	N	Nil	Nil	Nil
47	Shahjahanpur	Uni. Cov.	17.90	N	N	N	Nil	Nil	Nil
48	Shambhal	Uni. Cov.	0.14	Y	Y	N	Nil	Nil	Nil
49	Shamli	Uni. Cov.	2.56	N	N	N	Nil	Nil	Nil
50	Shikohabad	Uni. Cov.	0.04	Y	Y	N	Nil	Nil	Nil
51	Sitapur	Uni. Cov.	25.07	Y(P)	Y	N	Nil	Nil	Nil
52	Sultanpur	Uni. Cov.	27.40	Y(P)	Y	N	Nil	Nil	Nil

**Physical and Financial Progress of Water Supply Projects against the SAAP -2015-16**

SN	Name of ULB	Approved SAAP		DPR (Y/N)	SLTC (Y/N)	Work Order (Y/N)	Implementation Progress		Amount Disbursed till date
		Project Name	Amt in Rs Cr				Physical %	Financial %	
1	2	3	4	5	6	7	8	9	10
53	Unnao	Uni. Cov.	48.00	Y	Y	N	Nil	Nil	Nil
<b>Sub- Total-B</b>			<b>979.66</b>						
<b>Total SAAP for WS (A+B)</b>			<b>1519.19</b>	<b>Y=18, Y(P)=27</b>	<b>Y=45</b>				

**Status of Sewerage and Septage management project****Physical and Financial Progress of Sewerage Projects against the SAAP -2015-16**

S N	Name of ULB	Approved SAAP		DPR (Y/N)	SLTC (Y/N)	Work Order (Y/N)	Implementation Progress		Amount Disbursed till date
		Project Name	Amt in Rs Cr				Physical %	Financial %	
1	2	3	4	5	6	7	8	9	10
1	Agra	Univ Cov	42.00	Y(P)	Y	N	Nil	Nil	Nil
2	Allahabad	Univ Cov	133.74	Y(P)	Y	N	Nil	Nil	Nil
3	Ghaziabad	Univ Cov	307.01	Y(P)	Y	N	Nil	Nil	Nil
4	Kanpur	Univ Cov	64.99	Y(P)	Y	N	Nil	Nil	Nil
5	Lucknow	Univ Cov	164.99	Y	Y	N	Nil	Nil	Nil
6	Meerut	Univ Cov	50.00	Y(P)	Y	N	Nil	Nil	Nil
7	Varanasi	Univ Cov	105.00	Y(P)	Y	N	Nil	Nil	Nil
<b>Sub Total-A</b>			<b>867.73</b>						
1	Aligarh		-						
2	Bareilly		-						
3	Firozabad		-						
4	Gorakhpur	Univ Cov	60.00	N	N	N	Nil	Nil	Nil
5	Jhansi		-						
6	Moradabad	Univ Cov	80.00	Y(P)	Y	N	Nil	Nil	Nil
7	Saharanpur	Univ Cov	53.00	N	N	N	Nil	Nil	Nil
8	Akbarpur		-						
9	Amroha		-						
10	Azamgarh	Univ Cov	40.80	Y(P)	Y	N	Nil	Nil	Nil
11	Budaun		-						
12	Bahraich		-						
13	Ballia	Univ Cov	14.86	Y	Y	N	Nil	Nil	Nil
14	Banda	Univ Cov	13.48	N	N	N	Nil	Nil	Nil
15	Baraut		-						
16	Basti		-						

Physical and Financial Progress of Sewerage Projects against the SAAP -2015-16									
S N	Name of ULB	Approved SAAP		DPR	SLTC	Work Order	Implementation Progress		Amount Disbursed till date
		Project Name	Amt in Rs Cr	(Y/N)	(Y/N)	(Y/N)	Physical %	Financial %	
1	2	3	4	5	6	7	8	9	10
17	Bulandshahar	Univ Cov	101.07	Y	Y	N	Nil	Nil	Nil
18	Chandausi		-						
19	Deoria		-						
20	Etah		-						
21	Etawah		-						
22	Faizabad		-						
23	Farrukhabad		-						
24	Fatehpur		-						
25	Ghazipur	Univ Cov	70.00	N	N	N	Nil	Nil	Nil
26	Gonda		-						
27	Hapur		-						
28	Hardoi		-						
29	Hathras		-						
30	Jaunpur		-						
31	Kasganj		-						
32	Khurja		-						
33	Lakhimpur		-						
34	Lalitpur		-						
35	Loni	Univ Cov	13.26	Y	Y	N	Nil	Nil	Nil
36	Mainpuri	Univ Cov	21.00	Y(P)	Y	N	Nil	Nil	Nil
37	Mathura	Univ Cov	42.00	Y	Y	N	Nil	Nil	Nil
38	Maunath		-						
39	Mirzapur	Univ Cov	50.00	N	N	N	Nil	Nil	Nil
40	Modinagar	Univ Cov	159.00	N	N	N	Nil	Nil	Nil
41	Mughalsarai	Univ Cov	18.80	N	N	N	Nil	Nil	Nil
42	Muzaffarnagar	Univ Cov	8.02	Y	Y	N	Nil	Nil	Nil
43	Orai		-						
44	Pilibhit		-						
45	Raibareli	Univ Cov	38.00	N	N	N	Nil	Nil	Nil
46	Rampur	Univ Cov	25.00	Y	N		Nil	Nil	Nil
47	Shahjahanpur		-						
48	Shambhal		-						
49	Shamli		-						
50	Shikohabad		-						
51	Sitapur		-						
52	Sultanpur		-						
53	Unnao	Univ Cov	21.60	N	N	N	Nil	Nil	Nil
<b>Sub Total-B</b>			<b>829.89</b>						
<b>Total: (A+B)</b>			<b>1697.62</b>	<b>Y=7,Y (P)=9, N=9</b>	<b>Y=15 , N=10</b>				

**Note:-** Y(P)- denotes that partial projects approved by SLTC.

## Status of Parks and Green Spaces project

Physical and Financial Progress of Parks and Green Spaces Projects against the SAAP -2015-16									
SN	Name of ULB	Approved SAAP		DPR	SLTC	Work Order	Implementation Progress		Amount Disbursed till date
		Project Name	Amt in Rs Cr	(Y/N)	(Y/N)	(Y/N)	Physical %	Financial %	
1	2	3	4	5	6	7	8	9	10
1	Agra	P&GS	1.80760	Y	Y	N	Nil	Nil	Nil
2	Aligarh	P&GS	1.33900	Y	Y	N	Nil	Nil	Nil
3	Allahabad	P&GS	3.63440	Y	Y	N	Nil	Nil	Nil
4	Bareilly	P&GS	3.90000	Y	Y	N	Nil	Nil	Nil
5	Firozabad	P&GS	0.59600	N	N	N	Nil	Nil	Nil
6	Ghaziabad	P&GS	2.35800	Y	Y	N	Nil	Nil	Nil
7	Gorakhpur	P&GS	5.38000	Y	Y	N	Nil	Nil	Nil
8	Jhansi	P&GS	7.30000	Y	Y	N	Nil	Nil	Nil
9	Kanpur	P&GS	6.56990	Y	Y	N	Nil	Nil	Nil
10	Lucknow	P&GS	2.10080	N	N	N	Nil	Nil	Nil
11	Meerut	P&GS	3.15800	Y	Y	N	Nil	Nil	Nil
12	Moradabad	P&GS	4.91000	N	N	N	Nil	Nil	Nil
13	Saharanpur	P&GS	0.42910	Y	Y	N	Nil	Nil	Nil
14	Varanasi	P&GS	1.25000	N	N	N	Nil	Nil	Nil
15	Akbarpur	P&GS	0.40670	Y	Y	N	Nil	Nil	Nil
16	Amroha	P&GS	0.38440	Y	Y	N	Nil	Nil	Nil
17	Azamgarh	P&GS	3.57800	N	N	N	Nil	Nil	Nil
18	Bahraich	P&GS	0.45940	Y	N	N	Nil	Nil	Nil
19	Ballia	P&GS	0.38650	Y	Y	N	Nil	Nil	Nil
20	Banda	P&GS	0.55680	Y	N	N	Nil	Nil	Nil
21	Baraut	P&GS	0.31940	Y	N	N	Nil	Nil	Nil
22	Basti	P&GS	0.41860	N	N	N	Nil	Nil	Nil
23	Budaun	P&GS	0.44800	N	N	N	Nil	Nil	Nil
24	Bulandshahar	P&GS	0.45120	N	N	N	Nil	Nil	Nil
25	Chandausi	P&GS	0.30990	Y	Y	N	Nil	Nil	Nil
26	Deoria	P&GS	1.34200	Y	Y	N	Nil	Nil	Nil
27	Etah	P&GS	1.24450	N	N	N	Nil	Nil	Nil

### Physical and Financial Progress of Parks and Green Spaces Projects against the SAAP -2015-16

SN	Name of ULB	Approved SAAP		DPR	SLTC	Work Order	Implementation Progress		Amount Disbursed till date
		Project Name	Amt in Rs Cr	(Y/N)	(Y/N)	(Y/N)	Physical %	Financial %	
1	2	3	4	5	6	7	8	9	10
28	Etawah	P&GS	0.17000	Y	Y	N	Nil	Nil	Nil
29	Faizabad	P&GS	0.32280	Y	Y	N	Nil	Nil	Nil
30	Farrukhabad	P&GS	0.38440	N	N	N	Nil	Nil	Nil
31	Fatehpur	P&GS	0.47440	Y	Y	N	Nil	Nil	Nil
32	Ghazipur	P&GS	0.27500	N	N	N	Nil	Nil	Nil
33	Gonda	P&GS	0.50460	N	N	N	Nil	Nil	Nil
34	Hapur	P&GS	0.70200	N	N	N	Nil	Nil	Nil
35	Hardoi	P&GS	0.00000	N	N	N	Nil	Nil	Nil
36	Hathras	P&GS	0.69450	N	N	N	Nil	Nil	Nil
37	Jaunpur	P&GS	0.28130	Y	Y	N	Nil	Nil	Nil
38	Kasganj	P&GS	0.31940	Y	N	N	Nil	Nil	Nil
39	Khurja	P&GS	0.19750	N	N	N	Nil	Nil	Nil
40	Lakhimpur	P&GS	0.64000	Y	Y	N	Nil	Nil	Nil
41	Lalitpur	P&GS	0.23965	Y	Y	N	Nil	Nil	Nil
42	Loni	P&GS	0.27290	Y	Y	N	Nil	Nil	Nil
43	Mainpuri	P&GS	0.43940	Y	N	N	Nil	Nil	Nil
44	Mathura	P&GS	0.51800	Y	Y	N	Nil	Nil	Nil
45	Maunath	P&GS	1.63250	Y	Y	N	Nil	Nil	Nil
46	Mirzapur	P&GS	0.38610	Y	Y	N	Nil	Nil	Nil
47	Modinagar	P&GS	0.36870	Y	N	N	Nil	Nil	Nil
48	Mughalsarai	P&GS	0.00000	N	N	N	Nil	Nil	Nil
49	Muzaffarnagar	P&GS	1.12000	N	N	N	Nil	Nil	Nil
50	Orai	P&GS	0.26800	Y	Y	N	Nil	Nil	Nil
51	Pilibhit	P&GS	0.16000	N	N	N	Nil	Nil	Nil
52	Raibareli	P&GS	0.29780	Y	Y	N	Nil	Nil	Nil
53	Rampur	P&GS	0.21900	N	N	N	Nil	Nil	Nil
54	Shahjahanpur	P&GS	0.40620	N	N	N	Nil	Nil	Nil
55	Shambhal	P&GS	0.52700	Y	Y	N	Nil	Nil	Nil
56	Shamli	P&GS	0.05900	Y	N	N	Nil	Nil	Nil
57	Shikohabad	P&GS	0.20820	Y	Y	N	Nil	Nil	Nil
58	Sitapur	P&GS	2.02660	N	N	N	Nil	Nil	Nil
59	Sultanpur	P&GS	1.27000	N	N	N	Nil	Nil	Nil

Physical and Financial Progress of Parks and Green Spaces Projects against the SAAP -2015-16									
SN	Name of ULB	Approved SAAP		DPR	SLTC	Work Order	Implementation Progress		Amount Disbursed till date
		Project Name	Amt in Rs Cr	(Y/N)	(Y/N)	(Y/N)	Physical %	Financial %	
1	2	3	4	5	6	7	8	9	10
60	Unnao	P&GS	0.32000	Y	N	N	Nil	Nil	Nil
<b>Total:</b>			<b>70.74315</b>	<b>Y=37 N=23</b>	<b>Y=29 N=31</b>				

### Detail response on the implementation of UP SAAP 2015-16

**Q1- Have DPRs been prepared for all projects approved earlier? If not then which are the projects for which DPR is pending and why? (500 words)**

*Response: Total 171 projects have been sanctioned by the Apex Committee, out of which 119 DPRs have been approved till now and remaining DPRs are under preparation which would be approved shortly. The detail is tabulated as under:-*

### TOWNS FOR WHICH PROJECT FOR WATER SUPPLY AGAINST SAAP 2015 -16 HAS YET TO BE SUBMITTED

S. No.	Name of the City	Project Cost Demanded for Mission Period	FY 2015-16	Remarks
			Project Cost Demanded For FY 2015-16	
1	2	3	4	5
1	Firozabad	2.60	0.60	Project under preparation
2	Fatehpur	5.00	1.00	Project under preparation
3	Saharanpur	74.00	26.86	Project under preparation
4	Baraut	16.63	1.52	Project under preparation
5	Modinagar	24.40	0.03	Project under preparation
6	Shamli	17.45	2.55	Project under preparation
7	Basti	16.43	8.43	Project under preparation
8	Banda	20.92	16.92	Project under preparation
9	Kanpur	1028.25	135.00	Project under preparation
10	Bareilly	41.51	16.88	Project under preparation
11	Moradabad	48.75	28.75	Project under preparation



S. No.	Name of the City	Project Cost Demanded for Mission Period	FY 2015-16	Remarks
			Project Cost Demanded For FY 2015-16	
1	2	3	4	5
12	Pilibhit	26.99	16.40	Project under preparation
13	Shahjahanpur	34.89	17.89	Project under preparation
14	Ballia	6.48	4.52	Project under preparation
<b>Water Supply</b>		<b>1364.30</b>	<b>277.35</b>	

### TOWNS FOR WHICH PROJECT FOR SEWERAGE AGAINST SAAP 2015 - 16 HAS YET TO BE SUBMITTED

S. No.	Name of the City	Total Project Cost For Sewerage For Mission Period	Total Project Cost For only Septage Management for Mission Period	F.Y. 2015 - 16	Rs in Cr.
				Project Cost For FY 2015-16	Remarks
1	3	4	5	6	7
1	Mirzapur	214.76	0.00	50.00	Project under preparation
2	Saharanpur	412.22	2.88	53.00	Project under preparation
3	Modinagar	553.44	0.00	180.00	Project under preparation
4	Gorakhpur	1338.00	0.00	60.00	Project under preparation
5	Banda	309.09	13.49	13.49	Project under preparation
6	Raibareli	433.63	0.00	38.00	Project under preparation
7	Unnao	133.50	16.02	22.59	Project under preparation
8	Ghazipur	154.76	12.98	70.00	Project under preparation
9	Mughalsarai	39.91	0.00	18.80	Delayed due to no land

### DPR OF PARKS PREPARED FOR NEXT SLTC

S.N	Name of ULB	No of park	Amount allocated as per approved SAAP 2015-16	PARK NAME	Status	DPR Cost
1	Shamli	1	0.059	COMMUNITY PARK SP OFFICE	DPR Prepared	0.059
2	Bahraich	1	0.4594	GHANTA GHAR PARK	DPR Prepared	0.44
3	Kasganj	1	0.3194	SECTOR 2 AWAS VIKAS	DPR Prepared	0.31
4	Unnao	1	0.32	PANNA LAL PARK	DPR Prepared	0.32
5	Mainpuri	1	0.4394	NAGLA PAJAWA	DPR Prepared	0.4389
6	Modinagar	1	0.3687	SHAHEED JAI PRAKASH	DPR Prepared	0.3687
7	Banda	1	0.5568	AWASTHI PARK	DPR Prepared	0.55
8	Badaut	1	0.448	GANDI NAGAR	DPR Prepared	0.3194
	<b>TOTAL</b>	<b>6</b>	<b>2.9707</b>			

## TOWNS FOR WHICH PROJECT FOR PARK AGAINST SAAP 2015 -16 HAS YET TO BE SUBMITTED

S.N	Name of ULB	No of park	Amount allocated as per approved SAAP 2015-16	Status
1	Hathras	1	0.6945	under Preparation
2	Pilibhit	1	0.16	under Preparation
3	Shahjahanpur	1	0.4062	under Preparation
4	Sultanpur	1	1.27	under Preparation
5	Sitapur	1	2.0266	under Preparation
6	Gonda	1	0.5046	under Preparation
7	Firozabad	1	0.203	under Preparation
8	Lucknow	1	0.6588	under Preparation
9	Moradabad	1	0.625	under Preparation
10	Varanasi	1	0.43	under Preparation
11	Azamgarh	1	3.578	under Preparation
12	Badaun	1	0.448	under Preparation
13	Basti	1	0.4186	under Preparation
14	Etah	1	1.2445	under Preparation
15	Farrukhabad	1	0.3844	under Preparation
16	Ghazipur	1	0.275	under Preparation
17	Hapur	1	0.702	under Preparation
18	Khurja	1	0.1975	under Preparation
19	Muzaffarnagar	1	1.12	under Preparation
20	Bulandshahar	1	0.4512	under Preparation
21	Rampur	1	0.219	under Preparation

**Q2- What is the plan of action for the pending DPRs? (300 words)**

*Response: Total 171 projects have been sanctioned by the Apex Committee, out of which 119 DPRs have been approved till now and remaining 52 DPRs are under preparation which would be approved within month of June 2016. The plan of action for the submission of pending DPR U.P. Jal Nigam has committed that the balance DPR against SAAP 2015-16 will be submitted by 15th June 2016.*

**Q3- How many SLTC meetings had been held in the State? How many DPRs have been approved by the SLTC till date? (250 words)**

*Response: There are 2 SLTC had held so far and 119 DPRs have been approved in all. First meeting was held on Dt. 11-2-2016 and 33 projects of water supply and sewerage sector were approved by SLTC & have been cleared by SHPSC on 30-03-2016 the second meeting of SLTC was held on 06-05-2016 approved the 37 project of Water Supply and Sewerage and 49 project of parks. Which also have been approved by the SHPSC on 27-05-2016.*

### Implementation of Approved SAAP-UP For 2015-16

S N	Sector	UP- SAAP:15-16 sanctioned by AC on 15-12-2015		DPRs approved by SLTC						DPRs approved/ under consideration of SHPSC				Projects against remaining SAAP-15-16 allocation to be put up before next SLTC
		No. of Projects	Amount in Rs Cr	1st SLTC dated: 11-02-2016		2nd SLTC dated: 06-05-2016		Total Projects approved from SLTC		Approved 2nd SHPSC dated: 30-03-2016		Approved in 3 <sup>rd</sup> SHPSC dated: 27-05-2016		
				Projects /Towns	Amt in Rs Cr	Projects /Towns	Amt in Rs Cr	Projects /Towns	Amt in Rs Cr	Projects /Towns	Amt in Rs Cr	Projects /Towns	Amt in Rs Cr	
1	Water Supply	60	1519.19	20/19	218.26	29/26	686.35	49/45	904.61	20/19	218.26	29/26	686.35	614.58
2	Sewerage & Septage Management	25	1697.62	13/12	780.83	8/5	582.53	21/17	1363.36	13/12	780.83	8/5	582.53	334.26
3	Green Spaces and Parks	86/58	70.45			49/29	44.68	49/29	44.68			49/29	44.68	25.77
	<b>Total</b>	<b>171</b>	<b>3287.27</b>	<b>33</b>	<b>999.09</b>	<b>86</b>	<b>1313.56</b>	<b>119</b>	<b>2312.65</b>	<b>33</b>	<b>999.09</b>	<b>86</b>	<b>1313.56</b>	<b>974.61</b>

**Q4- By when will the pending DPRs be approved by the SLTC and when will implementation start? (250 words)**

*Response: The remaining DPRs are being prepared & expected to be submitted by 15-06-2016 by U.P. Jal Nigam. Tendering process of those projects which have been approved by the SHPSC are being started.*

**Q5- Based on the identification of delayed projects and the reasons for slow physical progress, what is the plan of action to speed-up the projects? (300 words)**

*Response: From previous mission it was learnt that land availability was crucial for timely execution of projects so land availability is assured before conceptualising the new DPR.*

**Q6- How much amount has been utilized and what is the percentage share of the funding agencies? Are there any deviations from the approved funding pattern approved by the Apex Committee? (Tabular form and 500 words)**

*Response: So far Rs 15 Cr has been transferred to ULBs for the preparation of SLIP. State share has been decided by the State Government more than 20% which provided in the Mission guidelines.*

- *For towns having population more than 10 lacs sharing is ACA: State: ULB:: 33.33% : 36.67% : 30%.*
- *For towns having population less than 10 lacs sharing is ACA: State: ULB: :50%:30%:20%*

SN	Project sector wise			Share of		Whether any Deviation	Fund released to the Implementing Agency	Fund Utilized
	Water supply	Sewerage	Parks and Green Spaces	GOI	State and ULB			
1	2	3	4	5	6	7	8	9
	904.61	1363.36	44.68	1/3 OR 50%	2/3 OR 50%	No.	NIL	NIL

**Q7- List out the projects where release of funds to ULBs by the State was delayed?**

*Response: No project fund released so far as PFAD and EFC is being done for the administrative and financial sanction of projects.*

**Q8-In how many ULBs implementation was done by agencies other than ULBs? Was a resolution taken from all ULBs? (Tabular and 200 words)**

*Response: Water supply and Sewerage projects are being implemented by the UP Jal Nigam. Govt. of Uttar Pradesh through Nagar Vikas Vibhag GO No 5457/nau-5-2015-227sa/2015, Dt. 22.12.2015 authorised the U.P. Jal Nigam to execute these sector projects. For Park, Green spaces & transport RCUES Lucknow has been nominated as the implementing agency. No of ULB's have passed resolution from their board for the purpose. However all the project submitted to SLTC have been certified by the concerning ULB.*

**Q9- List out the projects where the assessed value approved by the Apex Committee was greater than the tendered value and there was a saving? Was this addressed by the HPSC in the present SAAP? (Tabular and 200 words)**

*Response: Till now only few tenders have been invited so the variation cannot be assessed, the variation in the cost of the tender and the approved cost can be assessed only when tenders are finalised.*

**Q10- List out the number of city-wise projects where the second and third instalments were claimed. (Tabular form).**

*Response: Yet to be claimed. The status of fund release is given below:-*

SN	Sector	Projects for which 1 <sup>st</sup> instalment released to ULBs	Status of 2 <sup>nd</sup> instalment	Status of 3 <sup>rd</sup> instalment
1	2	3	4	5
1	A&OE	Yes (Partially Rs 15 Cr for SLIP preparation)	NIL	NIL
2	W/S	NIL	NA	NA
3	Sewage	NIL	NA	NA
4	Parks	NIL	NA	NA

**Q11- List out the city-wise completed projects. Was the targeted benchmark achieved? Explain the reasons for non-achievement (tabular form and 400 words)**

*Response: Projects are under initial execution. Since none of the projects of all the three sectors viz. Water Supply, sewerage and parks has yet been started so the coverage status of the completed projects are nil. The achievement of targeted bench mark could only be assessed after the completion of projects.*

**Q12- List out the details of projects taken up in PPP model. Describe the type of PPP (tabular; 300 words)**

*Response: No project of water supply and sewerage have been taken up on PPP model.*

**Q13- List out and describe any out-of-the-box initiatives/Smart Solutions/resilience used/incorporated in the projects under implementation. What is the nature of the innovation in the projects? (Tabular; 300 words)**

*Response: Use of New innovative technology and smart solutions are planned in the DPRs which are yet to be implemented.*

## SERVICE LEVELS

The focus of AMRUT is to achieve service level benchmarks, such as universal coverage in water supply, sewer connections, and so on. In the approved SAAPs, the States/ULBs have targeted the benchmark of universal coverage. The SAAP has to review the progress towards targets set by the States/ULBs to move towards achievement of universal coverage, etc. The status of service level in water supply and sewerage is given below:

### Service level in Water Supply Sector

<b>Service Levels in Water Supply Sector</b>							
SN	Name of City	Service Level Benchmark	SAAP Baseline	SAAP Mission Target		For the last Financial Year	
			(As in 2015)	2015-16	2016-17	Target upto beginning of current FY	Achievement upto beginning of current FY
1	2	3	4	5	6	7	8
1	Agra	HH Cov	48	56	59	56	-
2	Allahabad	HH Cov	78	81	85	81	-
3	Ghaziabad	HH Cov	60	85	88	85	-
4	Kanpur	HH Cov	52	58	60	58	-
5	Lucknow	HH Cov	63	91	93	91	-
6	Meerut	HH Cov	51	63	70	63	-
7	Varanasi	HH Cov	67	90	93	90	-
	<b>Million Plus Cities- 7</b>						
1	Aligarh	HH Cov	36	51	62	51	-

<b>Service Levels in Water Supply Sector</b>							
SN	Name of City	Service Level Benchmark	SAAP Baseline	SAAP Mission Target		For the last Financial Year	
			(As in 2015)	2015-16	2016-17	Target upto beginning of current FY	Achievement upto beginning of current FY
1	2	3	4	5	6	7	8
2	Bareilly	HH Cov	47	51	55	51	-
3	Firozabad	HH Cov	40	40	41	40	-
4	Gorakhpur	HH Cov	60	66	67	66	-
5	Jhansi	HH Cov	35	60	66	60	-
6	Moradabad	HH Cov	54	57	58	57	-
7	Saharanpur	HH Cov	32	51	55	51	-
8	Akbarpur	HH Cov	23	41	45	41	-
9	Amroha	HH Cov	32	90	90	90	-
10	Azamgarh	HH Cov	50	58	62	58	-
11	Bahraich	HH Cov	52	58	60	58	-
12	Ballia	HH Cov	26	35	36	35	-
13	Banda	HH Cov	53	64	80	64	-
14	Baraut	HH Cov	64	70	73	70	-
15	Basti	HH Cov	70	80	80	80	-
16	Budaun	HH Cov	38	60	64	60	-
17	Bulandshahar	HH Cov	33	37	38	37	-
18	Chandausi	HH Cov	40	44	46	44	-
19	Deoria	HH Cov	33	39	40	39	-
20	Etah	HH Cov	34	42	46	42	-
21	Etawah	HH Cov	60	72	75	72	-
22	Faizabad	HH Cov	70	92	92	92	-
23	Farrukhabad	HH Cov	47	80	85	80	-
24	Fatehpur	HH Cov	43	45	46	45	-
25	Ghazipur	HH Cov	56	63	67	63	-
26	Gonda	HH Cov	37	42	45	42	-
27	Hapur	HH Cov	34	90	92	90	-
28	Hardoi	HH Cov	36	43	45	43	-
29	Hathras	HH Cov	35	44	49	44	-
30	Jaunpur	HH Cov	60	94	95	94	-
31	Kasganj	HH Cov	45	54	66	54	-
32	Khurja	HH Cov	40	92	93	92	-
33	Lakhimpur	HH Cov	49	55	58	55	-
34	Lalitpur	HH Cov	44	65	76	65	-
35	Loni	HH Cov	21	82	83	82	-
36	Mainpuri	HH Cov	32	42	42	42	-
37	Mathura	HH Cov	59	66	86	66	-
38	Maunath	HH Cov	40	48	50	48	-
39	Mirzapur	HH Cov	59	92	92	92	-
40	Modinagar	HH Cov	72	73	73	73	-
41	Mughalsarai	HH Cov	23	34	37	34	-
42	Muzaffarnagar	HH Cov	65	70	71	70	-
43	Orai	HH Cov	37	40	43	40	-
44	Pilibhit	HH Cov	37	39	40	39	-
45	Raibareli	HH Cov	48	58	75	58	-

<b>Service Levels in Water Supply Sector</b>							
SN	Name of City	Service Level Benchmark	SAAP Baseline	SAAP Mission Target		For the last Financial Year	
			(As in 2015)	2015-16	2016-17	Target upto beginning of current FY	Achievement upto beginning of current FY
1	2	3	4	5	6	7	8
46	Rampur	HH Cov	17	25	27	25	-
47	Shahjahanpur	HH Cov	58	64	66	64	-
48	Shambhal	HH Cov	25	33	35	33	-
49	Shamli	HH Cov	56	59	62	59	-
50	Shikohabad	HH Cov	27	42	46	42	-
51	Sitapur	HH Cov	37	48	52	48	-
52	Sultanpur	HH Cov	53	61	65	61	-
53	Unnao	HH Cov	31	37	40	37	-
<b>Less Than Million Cities- 53</b>							

## SERVICE LEVEL IN SEWERAGE SECTOR

<b>Service Levels in Sewerage &amp; Sanitation Sector</b>							
SN	Name of City	Service Level Benchmark	SAAP Baseline	SAAP Mission Target		For the last Financial Year	
			(As in 2015)	2015-16	2016-17	Target upto beginning of current FY	Achievement upto beginning of current FY
1	2	3	4	5	6	7	8
1	Agra	Netwk Cov	40.58	52.00	60.00	52.00	-
2	Allahabad	Netwk Cov	48.53	73.00	75.00	73.00	-
3	Ghaziabad	Netwk Cov	83.82	87.00	90.00	87.00	-
4	Kanpur	Netwk Cov	38.40	42.00	45.00	42.00	-
5	Lucknow	Netwk Cov	39.40	58.00	65.00	58.00	-
6	Meerut	Netwk Cov	50.63	58.00	59.00	58.00	-
7	Varanasi	Netwk Cov	59.85	76.00	80.00	76.00	-
<b>Million Plus Cities- 7</b>							
8	Aligarh	Netwk Cov	3.54	3.54	20.00	3.54	-
9	Bareilly	Netwk Cov	41.40	41.40	45.00	41.40	-
10	Firozabad	Netwk Cov	54.00	54.00	60.00	54.00	-
11	Gorakhpur	Netwk Cov	11.96	15.00	20.00	15.00	-
12	Jhansi	Netwk Cov	-	-	-	-	-
13	Moradabad	Netwk Cov	-	40.00	52.00	40.00	-
14	Saharanpur	Netwk Cov	18.65	20.00	28.00	20.00	-
15	Akbarpur	Netwk Cov	-	-	-	-	-
16	Amroha	Netwk Cov	-	-	-	-	-
17	Azamgarh	Netwk Cov	-	36.00	70.00	36.00	-
18	Bahraich	Netwk Cov	-	-	-	-	-
19	Ballia	Netwk Cov	-	76.00	92.00	76.00	-



<b>Service Levels in Sewerage &amp; Sanitation Sector</b>							
SN	Name of City	Service Level Benchmark	SAAP Baseline	SAAP Mission Target		For the last Financial Year	
			(As in 2015)	2015-16	2016-17	Target upto beginning of current FY	Achievement upto beginning of current FY
1	2	3	4	5	6	7	8
20	Banda	Netwk Cov	4.00	5.00	8.00	5.00	-
21	Baraut	Netwk Cov	6.20	6.20	6.20	6.20	-
22	Basti	Netwk Cov	-	-	-	-	-
23	Budaun	Netwk Cov	-	-	-	-	-
24	Bulandshahar	Netwk Cov	-	-	32.00	-	-
25	Chandausi	Netwk Cov	-	-	-	-	-
26	Deoria	Netwk Cov	-	-	-	-	-
27	Etah	Netwk Cov	-	-	-	-	-
28	Etawah	Netwk Cov	0.05	0.05	0.05	0.05	-
29	Faizabad	Netwk Cov	-	-	-	-	-
30	Farrukhabad	Netwk Cov	-	-	-	-	-
31	Fatehpur	Netwk Cov	-	-	-	-	-
32	Ghazipur	Netwk Cov	-	-	-	-	-
33	Gonda	Netwk Cov	-	-	-	-	-
34	Hapur	Netwk Cov	-	-	-	-	-
35	Hardoi	Netwk Cov	-	-	-	-	-
36	Hathras	Netwk Cov	-	-	-	-	-
37	Jaunpur	Netwk Cov	-	-	-	-	-
38	Kasganj	Netwk Cov	-	-	-	-	-
39	Khurja	Netwk Cov	-	-	-	-	-
40	Lakhimpur	Netwk Cov	-	-	-	-	-
41	Lalitpur	Netwk Cov	-	-	-	-	-
42	Loni	Netwk Cov	-	14.00	18.00	14.00	-
43	Mainpuri	Netwk Cov	12.00	39.00	80.00	39.00	-
44	Mathura	Netwk Cov	13.64	39.00	41.00	39.00	-
45	Maunath	Netwk Cov	5.50	5.50	5.50	5.50	-
46	Mirzapur	Netwk Cov	12.00	15.00	18.00	15.00	-
47	Modinagar	Netwk Cov	-	10.00	15.00	10.00	-
48	Mughalsarai	Netwk Cov	8.69	8.69	8.69	8.69	-
49	Muzaffarnagar	Netwk Cov	-	10.00	15.00	10.00	-
50	Orai	Netwk Cov	5.00	7.00	17.00	7.00	-
51	Pilibhit	Netwk Cov	-	-	-	-	-
52	Raibareli	Netwk Cov	30.00	30.00	35.00	30.00	-
53	Rampur	Netwk Cov	-	12.00	15.00	12.00	-
54	Shahjahanpur	Netwk Cov	-	-	-	-	-
55	Shambhal	Netwk Cov	-	-	-	-	-
56	Shamli	Netwk Cov	-	-	-	-	-
57	Shikohabad	Netwk Cov	-	-	-	-	-
58	Sitapur	Netwk Cov	2.94	2.94	2.94	2.94	-
59	Sultanpur	Netwk Cov	-	-	-	-	-
60	Unnao	Netwk Cov	6.28	8.00	10.00	8.00	-
<b>Less Than Million Cities- 53</b>							

**Q1- How many projects, city-wise, have targets not been achieved? What is the Plan for Action to achieve the targets? (Tabular form; 500 words)**

*Response: Since none of the projects have been fully implemented as envisaged initially. Hence there is no remarkable change in the Service Level Bench marks from the initial data of SLIP.*

**Q2- What are the status of the ongoing DPR preparation and the plan of action for the pending DPRs? (300 words)**

*Response: The balance DPR against the SAAP 2015-16 are under preparation and expected to be submitted by June, 2016.*

**Q3- How many SLTC meetings had been held in the State? How many DPRs have been approved by the SLTC till date? (250 words)**

*Response: There are 2 SLTC had held so far and 119 DPRs have been approved in all. First meeting was held on Dt. 11-2-2016 and 33 projects of water supply and sewerage sector were approved by SLTC & have been cleared by SHPSC on 30-03-2016 the second meeting of SLTC was held on 06-05-2016 approved the 37 project of Water Supply and Sewerage and 49 project of parks. Which also have been approved by the 3<sup>rd</sup> SHPSC meeting held on 27-05-2016.*

**CAPACITY BUILDING**

Implementation of Capacity Building Plan						
S N	No of ULB	Name of Department	Total number to be trained in Mission period	Target to be trained during the previous Financial Year	Number fully trained during the previous Financial Year	Name training institute
1	635	Elected Representatives	11920	600	Nil	R.C.U.E.S Lucknow
		Finance Department	586	90	44	R.C.U.E.S Lucknow

Implementation of Capacity Building Plan						
S N	No of ULB	Name of Department	Total number to be trained in Mission period	Target to be trained during the previous Financial Year	Number fully trained during the previous Financial Year	Name training institute
		Engineering Department	691	90	120	R.C.U.E.S Lucknow
		Town Planning	Nil	Nil	Nil	
		Administrative Department	800	150	37	R.C.U.E.S Lucknow
		Non centralized Services (AMRUT Cities)	3561	300	09	R.C.U.E.S Lucknow
		Non Centralized Services (other than AMRUT Cities)	8326	270	0	R.C.U.E.S Lucknow
		<b>Total</b>	<b>25884</b>	<b>1500</b>	<b>210</b>	

*Note: In the last Financial Year RCUES, Lucknow organized 100 training Programmes under CCBP in which total 1956 number of persons were trained which included 345 Male Elected Representatives and 28 Female Elected Representatives and remaining 1583 officials were trained.*

**Q1- In how many departments was training completed as approved in the SAAP of the last Financial Year? In how many departments was training partially done and in how many departments training not done at all? Please give reasons (300 words)**

*Response: The training of engineering department was done more than the target approved in the SAAP. Partial trainings were done in Administrative and Finance Departments. No trainings could be conducted for the elected representatives. RCUES, Lucknow had started the training programmes since 28th January 2016 after approval of SAAP of Uttar Pradesh. Till dated 25/02/2016 RCUES, Lucknow had conducted 09 training programmes. As per the instructions from MOUD, GOI and NIUA the desired MOU for capacity building was signed received on 04/04/2016. And now the training programmes under AMRUT have again resumed w.e.f., 16th May 2016.*

**Q2- List out the training institutes that could not complete training of targeted functionaries. What were the reasons and how will this be avoided in future? (Tabular; 300 words)**

*Response: The training programmes as per the approved SAAP targets could not be completed which could be avoided in future by engaging more urban training institutes which would enhance the training capacity and also A& OE fund should be released with the 1<sup>st</sup> instalment of approved SAAP as in FY 2015-16 no A&OE fund release except the Rs 15.00 Cr for SLIP preparation.*

**Q3- What is the status of utilization of funds? (250 words)**

*Response: In FY 2015-16 no capacity building or A&OE fund had been released by the MoUD except Rs 15.00 Cr for the SLIP preparation which is already released to ULBs as per guidelines.*

**Q4- Have the participants visited best practice sites? Give details (350 words)**

*Response: No best practice visit has been organized as yet. A letter from RCUES Lucknow for approval of 3 Exposure visit was proposed and the same has already been submitted to NIUA. In FY 2015-16 no capacity building or A&OE fund had been released by the MoUD except Rs 15.00 Cr for the SLIP preparation.*

**Q5- Have the participants attended any national/international workshops, as per guideline (Annexure 7)? (350 words)**

*Response: In FY 2015-16 no capacity building or A&OE fund had been released by the MoUD except Rs 15.00 Cr for the SLIP preparation*

**Q6- What is the plan of action for the pending activities, if any? (400 words)**

*Response: The pending activities are now planned to be completed in the current financial year subject to availability of A&OE fund.*

## REFORMS

Summary of Self- Evaluation for Reporting Progress on Reform Implementation						
State: Uttar Pradesh			FY - 2016-17			
For Financial Year (2015-16)						
S.No	Reform Type	Milestones	Target for the last FY 2015-16	Achievement for the last FY 2015-16	Number of ULBs achieved 70 percent	Number of ULBs not achieved 70 percent
1	8	28	28	28	60	0

**Q1- Have the Reform formats prescribed by the TCPO furnished?**

*Response: Reform list is given in the AMRUT guidelines as Annexure 1 and had been circulated to all mission cities. To sensitize the ULB officials' series of meetings at ULB Directorate/ Mission Directorate level organised and through power point presentation and several day long discussion, intent and importance of AMRUT urban reforms was communicated to officials which has given the good result at the time evaluation.*

**Q2- Did the State as a whole complete 70 percent of Reforms? If, yes was the incentive claimed? (100 words)**

*Response: The State has achieved the 70 percent of Reforms through self-assessment and 10% incentive is claimed.*

**Q3- What was the amount of incentive claimed? How was it distributed among the ULBs and what was it used for? (Tabular; 300 words)**

*Response: The actual amount of incentive is not mentioned in the SAAP 2016-17 as this 10 % incentive is over and above the annual allocation for the State. Furthermore, it is mentioned in the AMRUT guidelines Table 5.5, Step 4 that "the incentive amount will be distributed among the states depending upon the number of ULBs that have achieved a score of more than 70*

*percent in the state” therefore the amount is variable not fixed so not mentioned in this proposal rather incentive claim is over and above the SAAP claim.*

**CONSIDERING THE ANNUAL ALLOCATION FOR FY 2016-17 WHICH IS RS 1638 CR, THE TENTATIVE INCENTIVE HAS BEEN WORKED OUT RS. 204.75 CR.**

**Q4- What is the status of Reforms to be completed in the Mission period? Has advance action been taken and a Plan of Action prepared? (500 words).**

*Response: Yes mission period action plan was prepared with SAAP 2015-16 and advance action has been taken by the State Govt. to achieve the reforms well within the time.*

**Q5- Give any instances of innovation in Reform implementation. (300 words)**

*Response: To implement EMAAS as AMRUT reforms, the E- Governance for Municipalities 8 modules like- Birth & Death registration, Centralized Admin Module, Property Tax, Public Grievance Redressal, E- Procurement and Accrual Based Double Accounting System (DEAS) etc., have been developed and are being implemented in 14 Nagar Nigams, and 23 other municipalities. For all 636 ULBs common state level portal has been launched <http://www.e-nagarsewaup.gov.in/ulbapps>.*

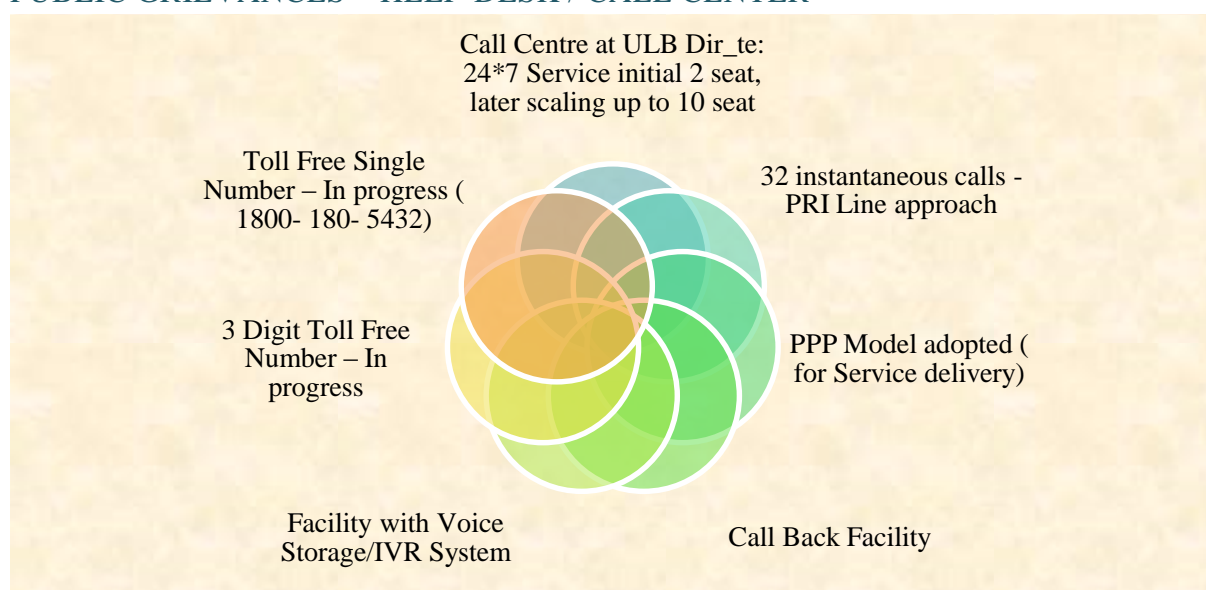
*The e governance architecture under this program has been conceived:*

- *State-wide Unified Application for all 636 ULBs*
- *UAT & Go-Live for all 14 Municipal Corporations and 22 Municipalities in first phase*
- *Later, scaling to rest 599 Urban Local Bodies*
- *Capacity Building Awareness, Training & IEC*
- *Integration with Central MMPs, Lokvani/CSCs*
- *Integration with NSDL Payment gateway & SMS Gateway*
- *Services are being provided to Citizens & ULB Staff*

## Status of E Governance Modules

SN	Name of Module	Status
1	Birth & Death Registration	Live
2	Centralized Admin Module	Live
3	Payment of Property Tax	Live
4	Water Supply & Other Utilities	Live
5	Grievances & Suggestions	Live
6	Personnel Information System	Live
7	E- Procurement	Live (Agra, Lucknow, Kanpur and Allahabad Started, Saharanpur, and Aligarh are in process).
8	Works Flow Management	Live
9	Monitoring of Projects / Ward Works	Live
10	Licenses	Live
11	Estates	Live
12	Accounting System	Live
13	Stores Management	Developed and audited

## PUBLIC GRIEVANCES – HELP-DESK / CALL CENTER



## Uttar Pradesh- Reform Milestones under AMRUT

S.No	Reforms	Timeline As per approved SAAP	Current Status as on 30.05.2016
<b>1-E Governance</b>			
i	Creation of Website	September 2016	<b>Achieved:</b> Out of 60 AMRUT Cities 59 have websites and in remaining under construction (Website detail annexed as ANNEX-1)
ii	Publication of e-newsletter, Digital India Initiatives	September 2016	<b>Achieved:</b> E- newsletter is being published by 59 ULBs (ANNEX-2)
iii	Support Digital India (ducting to be done on PPP mode or by the ULB itself.)	September 2016	<b>Achieved:</b> Digital India program is being supported by giving permission and support to ISPs & Telecom Cos as per GoUP GO No286/nau-9-2014-161Ja/12. Dated-11-04-2014.and GO dated 15-10-2015 (ANNEX-3)
<b>2-Constitution and Professionalization of municipal cadre</b>			
i	Policy for engagement of interns in ULBs and implementation	September 2016	<b>Achieved:</b> A draft policy has been prepared and under consideration before the State Government (ANNEX-4)
<b>3-Augmenting Double Entry Accounting</b>			
i	Complete migration to double entry accounting system and obtaining an audit certificate to the effect from FY 2012-13 onwards.	September 2016	<b>Achieved:</b> The ULBs maintain their accounts on the basis of accrual based DEAS and BS generated every year which are being audited by third party auditor (GOs are ANNEX-5)
ii	Publication of annual financial statement on website	September 2016	The AFS and Budget on ULBs websites is being published and available on the concerning ULB website.



## Uttar Pradesh- Reform Milestones under AMRUT

S.No	Reforms	Timeline As per approved SAAP	Current Status as on 30.05.2016
<b>4-Urban planning and City Development Plans</b>			
<b>i</b>	Improvement Plans (SLIP) State Annual Action Plans (SAAP)	March 2016	<b>Achieved:</b> SAAP-UP approved by Apex Committee held on 22 <sup>nd</sup> Dec, 2015
<b>ii</b>	Make action plans to progressively increase green cover in cities to 15% in 5 years.	March 2016	<b>Achieved:</b> The state Govt. has made provision of Rs. 687.49 Cr. for entire Mission period, out of which Rs. 34.24 Cr are proposed for development of parks & open spaces during current FY 2015-16. The State Govt. as per UP Open Spaces & Playground policy 1975 increasing green cover.
<b>iii</b>	Develop at least one children park every year in the AMRUT cities	March 2016	<b>Achieved:</b> Provision are incorporated in SAAP 2015-16. Proposed activities Annexed.
<b>Iv</b>	Establish a system for maintaining of parks, playground and recreational areas relying on public private partnerships (PPP) model	Sep 2016	<b>Achieved:</b> The parks and playground in ULBs are maintained on PPP basis wherever required necessary provisions have been incorporated in the respective municipal acts. (ANNEX-6)
<b>5-Devolution of funds and functions</b>			
<b>i</b>	Ensure transfer of 14 <sup>th</sup> FC devolution to ULBs	March 2016	<b>Achieved:</b> The 14 <sup>th</sup> CFC fund transferred electronically to ULBs bank account directly within stipulated time. (ANNEX-7)
<b>ii</b>	Appointment of State Finance Commission (SFC) and making decisions	March 2016	<b>Achieved:</b> The state government constituted First SFC in 1994, Second SFC in 2000, Third SFC in 2004, Fourth SFC in 2011 and Fifth SFC in 2015 which were given the responsibility to make recommendations regarding the distribution of the net proceeds of taxes, duties, tolls and fees levied by the state amongst the ULBs/ PRIs. (ANNEX-8)
<b>iii</b>	Transfer of all function to ULBs		<b>Achieved:</b> All necessary municipal functions are being performed by the ULBs

<b>Uttar Pradesh- Reform Milestones under AMRUT</b>			
<b>S.No</b>	<b>Reforms</b>	<b>Timeline As per approved SAAP</b>	<b>Current Status as on 30.05.2016</b>
<b>6-Revision of Building Bye-laws</b>			
<b>i</b>	Revision of Building bye laws periodically	September 2016	<b>Achieved:</b> Building bye laws are being periodically revised. (ANNEX-8)
<b>ii</b>	Create single window clearance for all approvals to give building permissions	September 2016	<b>Achieved:</b> RAAs and DAs have made provision for single window approvals
<b>7a-Municipal tax and fees improvement</b>			
<b>i</b>	At least 90% Coverage	September 2016	The status of ULB wise given in score card
<b>ii</b>	At least 90% Collection		The status of ULB wise given in score card
<b>iii</b>	Make policy to periodically revise property tax, levy charges and other fees		<b>Achieved:</b> Policy already exists for revision of property tax which every 2 <sup>nd</sup> yr.
<b>iv</b>	Post demand collection book (DCB) of tax details on the website		<b>Achieved:</b> DCB of tax details is being maintained by all ULBs manually which are to be posted on respective websites.
<b>V</b>	Achieve full potential advertisement revenue by making a policy for destination specific potential having dynamic pricing module.		<b>Achieved:</b> A model draft for advertisement tax has been circulated to all ULBs to prepare the byelaws. (ANNEX-9)

Uttar Pradesh- Reform Milestones under AMRUT			
S.No	Reforms	Timeline As per approved SAAP	Current Status as on 30.05.2016
<b>7b-Improvement in levy and collection of user charges</b>			
i	Adopt a policy on user charges for individual and institutional assessment in which a differential rate is charged for water use and adequate safeguards are included to take care of interests of the vulnerable.	September 2016	<b>Achieved:</b> The policy adopted by the State Govt and vide order dated 26-04-2013 directed to ULBs to implement volumetric tariff system for water consumption. The ULBs also made byelaws about water tariff. (ANNEX-10)
ii	Make action plan to reduce water losses to less than 20 % and publish on website		<b>Achieved:</b> The action plan already prepared by ULB in the service level benchmarking gazette notification as on 31 <sup>st</sup> march every year which is available on <a href="http://www.localbodies.up.nic.in">www.localbodies.up.nic.in</a>
iii	Separate accounts for user charges		<b>Achieved:</b> Separate account has been maintained for user charges and same separate head of account also created in UP MAAM.
iv	At least 90 % billing		The status of ULB wise given in score card
V	At least 90% collection		The status of ULB wise given in score card
<b>8-Energy and water audit</b>			
i	Energy (street lights ) and water audit (including non-revenue water or losses audit)	September 2016	<b>Achieved:</b> By using internal assessment mechanism of light and water works department of ULBs, energy and water auditing is being done.
ii	Making STPs and WTPs energy efficient		<b>Achieved:</b> The STPs and WTPs of ULBs use energy efficient technology to save energy.
iii	Optimize energy consumption in street lights by using energy efficient lights and increasing reliance on renewable energy		<b>Achieved:</b> For the energy efficiency and municipal resources saving various initiatives have been taken such as LED replacement and use of solar panel in street lighting and office building etc.

## USE OF A&OE FUND

**Q1- What are the items for which the A&OE has been used? (Tabular; 250 words)**

*Response: In FY 2015-16 no A&OE fund had been released by the MoUD except Rs 15.00 Cr for the SLIP preparation which is already released to ULBs as per guidelines.*

**Q2- Are the items similar to the approved items in SAAP or there is any deviation? If yes, list the items with reasons (tabular; 300 words)**

*Response: In FY 2015-16 no A&OE fund had been released by the MoUD except Rs 15.00 Cr for the SLIP preparation which is already released to ULBs as per guidelines.*

**Q3- What is the utilization status of funds? (Tabular; 250 words)**

*Response: In FY 2015-16 no A&OE fund had been released by the MoUD except Rs 15.00 Cr for the SLIP preparation which is already released to ULBs as per guidelines.*

**Q4- Has the IRMA been appointed? What was the procedure followed? (250 words) If not appointed, give reason for delay and the likely date of appointment (100 words)**

*Response: The IRMA has not been appointed till now but the process has been started and would be appointed in next 3 months.*

**Q5- Have you taken up activities connected to E-Municipality as a Service (E-MAAS)? Please give details. (250 words)**

*Response: Yes the State has taken up activities connected to implement EMAAS as AMRUT reforms under the E- Governance for Municipalities 8 modules like- Birth & Death registration, Centralized Admin Module, Property Tax, Public Grievance Redressal, E-Procurement and Accrual Based Double Accounting System (DEAS) etc., have been developed*

and are being implemented in 14 Nagar Nigams, and 23 other municipalities. For all 636 ULBs common state level portal has been launched <http://www.e-nagarsewaup.gov.in/ulbapps>

**Q6- Have you displayed the logo and tagline of AMRUT prominently on all projects? Please give list. (Tabular; 100 words)**

*Response: AMRUT logo and tagline is being displayed prominently on all AMRUT projects.*

**Q7- Have you utilised the funds on any of the inadmissible components (para 4.4)? If yes, give list and reasons. (Tabular; 350 words)**

*Response: In FY 2015-16 no A&OE fund had been released by the MoUD except Rs 15.00 Cr for the SLIP preparation which is already released to ULBs as per guidelines.*

## FUND FLOW

<b>Funds Flow under the AMRUT</b>										
Figure in Rs Crore										
S N	City Name	Project Name	Funds Flow							
			GoI		State		ULB/Others		Total Funds Flow to Project	Total spent on Project
			Appro ved Amoun t	Disbu rsed	Appro ved Amoun t	Disbur sed	Appro ved Amoun t	Disbur sed		
1	60 AMRUT Towns	Water Supply	281.81	281.81	Depend on the individ ual DPR Approv ed	NIL	Depend on the individ ual DPR Approv ed	NIL	NIL	NIL
		Sewerage and Septage Management								
		Parks and Green Space								
		A&OE	43.62	15.00	0	0	0	0	15	15
<b>Total</b>			<b>325.43</b>	<b>296.81</b>					<b>15</b>	<b>15</b>

**Q1- In how many projects, city-wise, has the full funds been sanctioned and disbursed? (Tabular form; 500 words)**

*Response: Since all 119 approved projects are under the process of administrative and financial sanction so no project fund released to ULB.*

**Q2- Identify projects where delay in funds release led to delay in project implementation? (300 words)**

*Response: Since all 119 approved projects are under the process of administrative and financial sanction so no project fund released to ULB.*

**Q3- Give instances of doing more with less during implementation. (400 words)**

*Response: Since all 119 approved projects are under the process of administrative and financial sanction so no project fund released to ULB.*

## FUNDS DISBURSEMENTS AND CONDITIONS

**Q1- How many project fund request has been made to the GoI? (250 words)**

*Response: Since 1<sup>st</sup> instalment could not be released to ULBs due to unavailability of DPRs and procedural delay in the administrative and financial sanction. So no request could be made to GoI for next instalment.*

**Q2- How many instalments the GoI has released? (250 words)**

*Response: After the approval of SAAP 2015-16, 20% of central assistance of Rs 281.81 Cr received from GoI as 1<sup>st</sup> instalment.*

**Q3- Is there any observation from the GoI regarding the claims made? (350 words)**

*Response: Since no claim sent to GoI so no observation made.*

**Q4- List out the conditions imposed by the Apex Committee, State HPSC and the SLTC. Have all the conditions been complied with? If, no identify the conditions not complied with and give reasons for non-compliance. (Tabular; 500 words)**

*Response: Till now even 1<sup>st</sup> instalment could not be released to ULBs due to unavailability of DPRs and procedural delay in the administrative and financial sanction.*

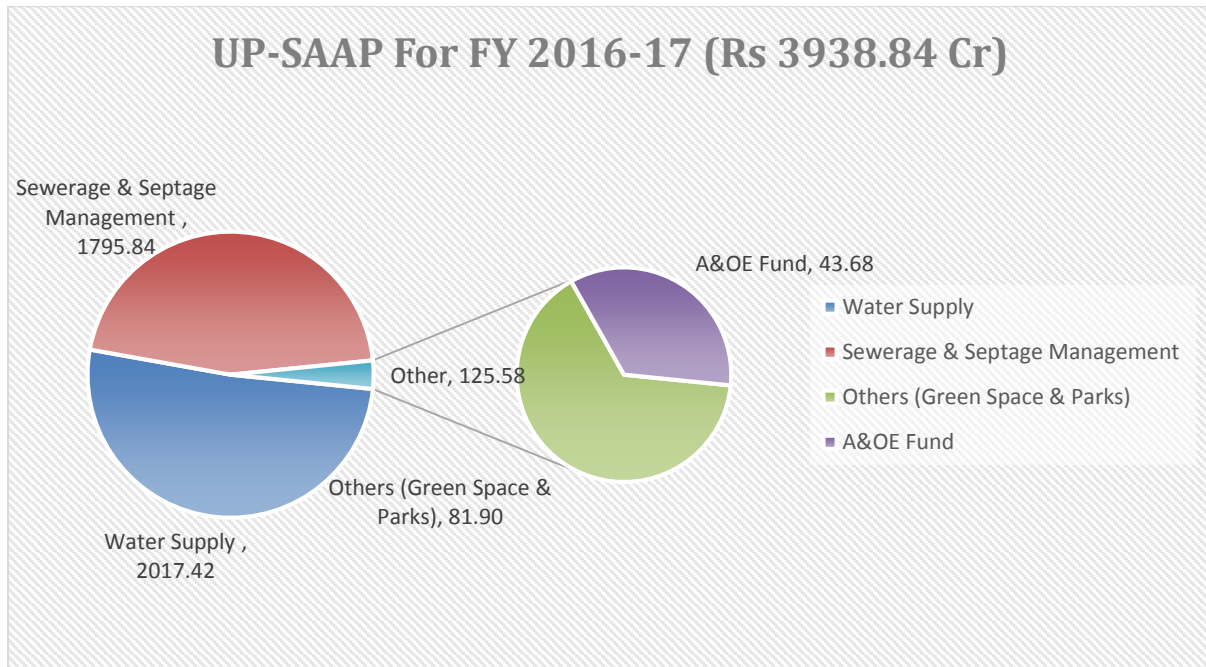
## CHAPTER-3

# State Annual Action Plan (SAAP) For FY 2016-17

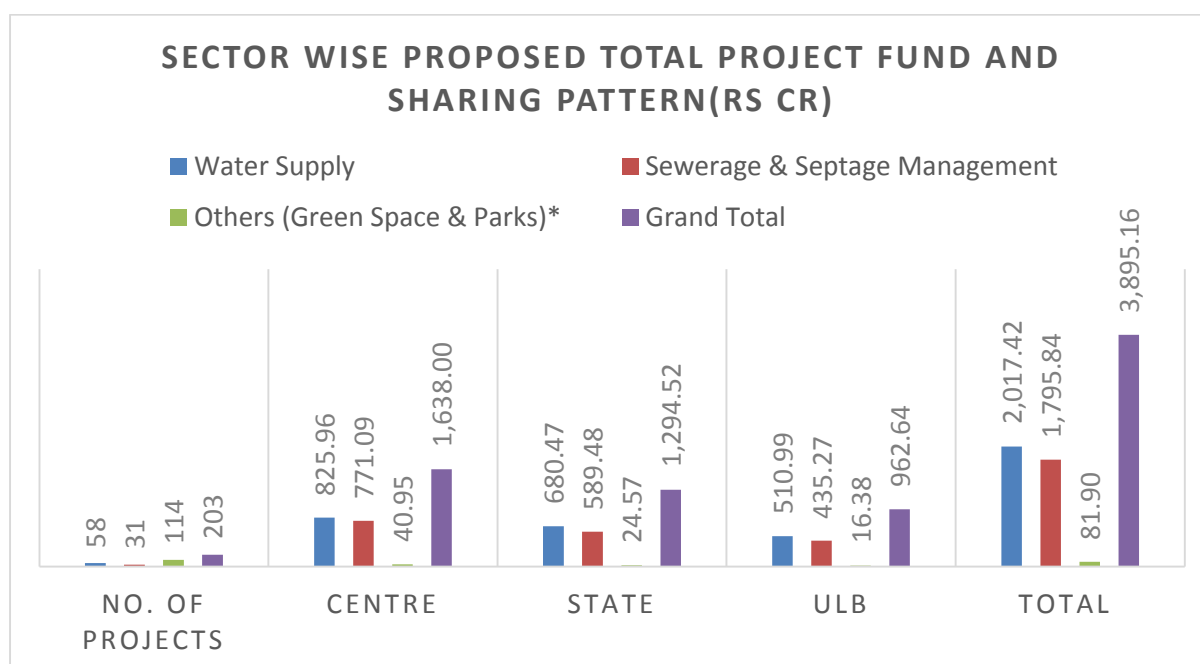


## CHAPTER 3: STATE ANNUAL ACTION PLAN (SAAP) FOR 2016-17

THE MAJOR COMPONENTS OF UP- SAAP FY 2016-17 HAS BEEN DEPICTED IN FOLLOWING CHART.



The AMRUT mission is providing project funds to ULBs through the States on the basis of proposals submitted in the form of State Annual Action Plan (SAAP). SAAP is basically a State Level Service Improvement Plan (SLSIP) indicating the year-wise improvements in water-supply and sewerage connections to households. The basic building block for the SAAP is SLIP prepared by the ULBs. At the State level, the SLIPs of all Mission cities are aggregated into the SAAP. The sectoral proposal of project fund and their sharing pattern is being given in the following graphical presentation. Also refer the master plan of projects is given in **TABLE 3.1** and state level plan for achieving service levels given in the **TABLE 3.5** of Chapter 4.



THE DETAILS OF THE PROJECTS SECTOR WISE ARE BEING GIVEN FOR THE APPROVAL OF THE APEX COMMITTEE FOR FY 2016-17:-

### WATER SUPPLY PROJECTS

<b>Details of the Water Supply Projects for Approval from Apex Committee : FY 16-17</b>												
SN	City Name	Project Name	No of Projects	Estimated Cost and Sharing					Change in Service Levels			
				GoI	State	ULB	State+ ULB	Total	Indicator	Existing	After SAAP 2015-16	After SAAP 2016-17
1	2	3	4	5	6	7	8	9	10	11	12	13
				Amount in Rs Crore					Figure in %age			
1	Agra	WS	1	40.26	45.14	36.60	81.74	122.00	HH Cov	48	56	59
2	Allahabad	WS	1	33.00	37.00	30.00	67.00	100.00	HH Cov	78	81	85
3	Ghaziabad	WS	1	49.50	55.50	45.00	100.50	150.00	HH Cov	60	85	88
4	Kanpur	WS	1	33.00	37.00	30.00	67.00	100.00	HH Cov	52	58	60
5	Lucknow	WS	1	132.00	148.00	120.00	268.00	400.00	HH Cov	63	91	93
6	Meerut	WS	1	9.24	10.36	8.40	18.76	28.00	HH Cov	51	63	70
7	Varanasi	WS	1	57.75	64.75	52.50	117.25	175.00	HH Cov	67	90	93
<b>Sub-Total-A</b>			<b>7</b>	<b>354.75</b>	<b>397.75</b>	<b>322.50</b>	<b>720.25</b>	<b>1,075.00</b>				
1	Aligarh	WS	1	50.00	30.00	20.00	50.00	100.00	HH Cov	36	51	62
2	Bareilly	WS	1	4.14	2.49	1.66	4.15	8.29	HH Cov	47	51	55
3	Firozabad	WS	1	1.00	0.60	0.40	1.00	2.00	HH Cov	40	40	41

**Details of the Water Supply Projects for Approval from Apex Committee : FY 16-17**

SN	City Name	Project Name	No of Projects	Estimated Cost and Sharing					Change in Service Levels			
				GoI	State	ULB	State+ ULB	Total	Indicator	Existing	After SAAP 2015-16	After SAAP 2016-17
1	2	3	4	5	6	7	8	9	10	11	12	13
				Amount in Rs Crore					Figure in %age			
4	Gorakhpur	WS	1	44.00	26.40	17.60	44.00	88.00	HH Cov	60	66	67
5	Jhansi	WS	1	143.65	86.18	57.47	143.65	287.30	HH Cov	35	60	66
6	Moradabad	WS	1	5.00	3.00	2.00	5.00	10.00	HH Cov	54	57	58
7	Saharanpur	WS	1	10.00	6.00	4.00	10.00	20.00	HH Cov	32	51	55
8	Akbarpur	WS	1	1.41	0.84	0.56	1.40	2.81	HH Cov	23	41	45
9	Amroha	WS		-	-	-	-	-	HH Cov	32	90	90
10	Azamgarh	WS	1	5.91	3.54	2.36	5.90	11.81	HH Cov	50	58	62
11	Bahraich	WS	1	3.93	2.36	1.57	3.93	7.86	HH Cov	52	58	60
12	Ballia	WS	1	0.85	0.51	0.34	0.85	1.70	HH Cov	26	35	36
13	Banda	WS	1	1.75	1.05	0.70	1.75	3.50	HH Cov	53	64	80
14	Baraut	WS	1	3.21	1.92	1.28	3.20	6.41	HH Cov	64	70	73
15	Basti	WS	1	1.25	0.75	0.50	1.25	2.50	HH Cov	70	80	80
16	Budaun	WS	1	0.10	0.06	0.04	0.10	0.20	HH Cov	38	60	64
17	Bulandshahar	WS	1	1.37	0.82	0.55	1.37	2.74	HH Cov	33	37	38
18	Chandausi	WS	1	3.93	2.36	1.57	3.93	7.86	HH Cov	40	44	46
19	Deoria	WS	1	3.54	2.12	1.42	3.54	7.08	HH Cov	33	39	40
20	Etah	WS	1	1.29	0.77	0.52	1.29	2.58	HH Cov	34	42	46
21	Etawah	WS		-	-	-	-	-	HH Cov	60	72	75
22	Faizabad	WS	1	10.27	6.16	4.11	10.27	20.54	HH Cov	70	92	92
23	Farrukhabad	WS	1	4.23	2.54	1.69	4.23	8.46	HH Cov	47	80	85
24	Fatehpur	WS	1	1.00	0.60	0.40	1.00	2.00	HH Cov	43	45	46
25	Ghazipur	WS	1	2.98	1.79	1.19	2.98	5.96	HH Cov	56	63	67
26	Gonda	WS	1	2.75	1.65	1.10	2.75	5.50	HH Cov	37	42	45
27	Hapur	WS	1	6.38	3.83	2.55	6.38	12.76	HH Cov	34	90	92
28	Hardoi	WS	1	2.26	1.36	0.90	2.26	4.52	HH Cov	36	43	45
29	Hathras	WS	1	7.50	4.50	3.00	7.50	15.00	HH Cov	35	44	49
30	Jaunpur	WS	1	4.00	2.40	1.60	4.00	8.00	HH Cov	60	94	95
31	Kasganj	WS	1	4.25	2.55	1.70	4.25	8.50	HH Cov	45	54	66
32	Khurja	WS	1	2.25	1.35	0.90	2.25	4.50	HH Cov	40	92	93
33	Lakhimpur	WS	1	9.84	5.90	3.94	9.84	19.68	HH Cov	49	55	58
34	Lalitpur	WS	1	1.25	0.75	0.50	1.25	2.50	HH Cov	44	65	76
35	Loni	WS	1	3.60	2.16	1.44	3.60	7.20	HH Cov	21	82	83
36	Mainpuri	WS	1	6.57	3.96	2.63	6.59	13.16	HH Cov	32	42	42
37	Mathura	WS	1	17.06	10.24	6.83	17.07	34.13	HH Cov	59	66	86
38	Maunath	WS	1	6.72	4.03	2.69	6.72	13.44	HH Cov	40	48	50
39	Mirzapur	WS	1	14.90	8.94	5.96	14.90	29.80	HH Cov	59	92	92
40	Modinagar	WS	1	0.31	0.19	0.12	0.31	0.62	HH Cov	72	73	73
41	Mughalsarai	WS	1	4.46	2.67	1.78	4.45	8.91	HH Cov	23	34	37
42	Muzaffarnagar	WS	1	0.25	0.15	0.10	0.25	0.50	HH Cov	65	70	71
43	Orai	WS	1	1.25	0.75	0.50	1.25	2.50	HH Cov	37	40	43
44	Pilibhit	WS	1	1.17	0.70	0.47	1.17	2.34	HH Cov	37	39	40
45	Raibareli	WS	1	13.05	7.83	5.22	13.05	26.10	HH Cov	48	58	75
46	Rampur	WS	1	5.83	3.50	2.33	5.83	11.66	HH Cov	17	25	27
47	Shahjahanpur	WS	1	6.00	3.60	2.40	6.00	12.00	HH Cov	58	64	66

Details of the Water Supply Projects for Approval from Apex Committee : FY 16-17												
SN	City Name	Project Name	No of Projects	Estimated Cost and Sharing					Change in Service Levels			
				GoI	State	ULB	State+ULB	Total	Indicator	Existing	After SAAP 2015-16	After SAAP 2016-17
1	2	3	4	5	6	7	8	9	10	11	12	13
Amount in Rs Crore								Figure in %age				
48	Shambhal	WS	1	1.50	0.90	0.60	1.50	3.00	HH Cov	25	33	35
49	Shamli	WS	1	5.43	3.26	2.17	5.43	10.86	HH Cov	56	59	62
50	Shikohabad	WS	1	1.04	0.62	0.42	1.04	2.08	HH Cov	27	42	46
51	Sitapur	WS	1	5.56	3.34	2.22	5.56	11.12	HH Cov	37	48	52
52	Sultanpur	WS	1	3.22	1.93	1.29	3.22	6.44	HH Cov	53	61	65
53	Unnao	WS	1	28.00	16.80	11.20	28.00	56.00	HH Cov	31	37	40
<b>Sub-Total-B</b>			<b>51</b>	<b>471.21</b>	<b>282.72</b>	<b>188.49</b>	<b>471.21</b>	<b>942.42</b>				
60	<b>Total: A+B</b>		<b>58</b>	<b>825.96</b>	<b>680.47</b>	<b>510.99</b>	<b>1191.46</b>	<b>2017.42</b>				

## SEWERAGE AND SEPTAGE MANAGEMENT PROJECTS

Details of the Sewerage Projects for Approval from Apex Committee : FY 16-17												
SN	City Name	Project Name	No of Projects	Estimated Cost and Sharing					Change in Service Levels			
				GoI	State	ULB	State+ULB	Total	Indicator	Existing	After SAAP 2015-16	After SAAP 2016-17
1	2	3	4	5	6	7	8	9	10	11	12	13
Amount in Rs Crore								Figure in %age				
1	Agra	Sew	1	33.33	36.67	30.00	66.67	100.00	Netwk Cov	40.58	52.00	60.00
2	Allahabad	Sew	1	22.00	24.20	19.80	44.00	66.00	Netwk Cov	48.53	73.00	75.00
3	Ghaziabad	Sew	1	23.33	25.67	21.00	46.67	70.00	Netwk Cov	83.82	87.00	90.00
4	Kanpur	Sew	1	50.00	55.00	45.00	100.00	150.00	Netwk Cov	38.40	42.00	45.00
5	Lucknow	Sew	1	60.00	66.00	54.00	120.00	180.00	Netwk Cov	39.40	58.00	65.00
6	Meerut	Sew	1	33.33	36.67	30.00	66.67	100.00	Netwk Cov	50.63	58.00	59.00
7	Varanasi	Sew	1	31.67	34.83	28.50	63.33	95.00	Netwk Cov	59.85	76.00	80.00
<b>Sub-total-A</b>			<b>7</b>	<b>253.66</b>	<b>279.04</b>	<b>228.30</b>	<b>507.34</b>	<b>761.00</b>				
1	Aligarh	Sew	1	40.00	24.00	16.00	40.00	80.00	Netwk Cov	3.54	3.54	20.00
2	Bareilly	Sew	1	20.00	12.00	8.00	20.00	40.00	Netwk Cov	41.40	41.40	45.00
3	Firozabad	Sew	1	20.00	12.00	8.00	20.00	40.00	Netwk Cov	54.00	54.00	60.00
4	Gorakhpur	Sew	1	49.00	29.40	19.60	49.00	98.00	Netwk Cov	11.96	15.00	20.00
5	Jhansi	Sew	1	1.62	0.97	0.65	1.62	3.24	Netwk Cov	-	-	-
6	Moradabad	Sew	1	25.00	15.00	10.00	25.00	50.00	Netwk Cov	-	40.00	52.00
7	Saharanpur	Sew	1	25.00	15.00	10.00	25.00	50.00	Netwk Cov	18.65	20.00	28.00
8	Akbarpur	Sew		-	-	-	-	-	Netwk Cov	-	-	-

**Details of the Sewerage Projects for Approval from Apex Committee : FY 16-17**

SN	City Name	Project Name	No of Projects	Estimated Cost and Sharing					Change in Service Levels			
				GoI	State	ULB	State+ULB	Total	Indicator	Existing	After SAAP 2015-16	After SAAP 2016-17
1	2	3	4	5	6	7	8	9	10	11	12	13
Amount in Rs Crore									Figure in %age			
9	Amroha	Sew		-	-	-	-	-	Netwk Cov	-	-	-
10	Azamgarh	Sew	1	5.36	3.20	2.14	5.34	10.70	Netwk Cov	-	36.00	70.00
11	Bahraich	Sew		-	-	-	-	-	Netwk Cov	-	-	-
12	Ballia	Sew	1	7.50	4.50	3.00	7.50	15.00	Netwk Cov	-	76.00	92.00
13	Banda	Sew	1	10.50	6.30	4.20	10.50	21.00	Netwk Cov	4.00	5.00	8.00
14	Baraut	Sew		-	-	-	-	-	Netwk Cov	6.20	6.20	6.20
15	Basti	Sew		-	-	-	-	-	Netwk Cov	-	-	-
16	Budaun	Sew		-	-	-	-	-	Netwk Cov	-	-	-
17	Bulandshahar	Sew	1	40.00	24.00	16.00	40.00	80.00	Netwk Cov	-	-	32.00
18	Chandausi	Sew		-	-	-	-	-	Netwk Cov	-	-	-
19	Deoria	Sew		-	-	-	-	-	Netwk Cov	-	-	-
20	Etah	Sew	1	35.00	21.00	14.00	35.00	70.00	Netwk Cov	-	-	-
21	Etawah	Sew		-	-	-	-	-	Netwk Cov	0.05	0.05	0.05
22	Faizabad	Sew		-	-	-	-	-	Netwk Cov	-	-	-
23	Farrukhabad	Sew		-	-	-	-	-	Netwk Cov	-	-	-
24	Fatehpur	Sew		-	-	-	-	-	Netwk Cov	-	-	-
25	Ghazipur	Sew	1	10.00	6.00	4.00	10.00	20.00	Netwk Cov	-	-	-
26	Gonda	Sew		-	-	-	-	-	Netwk Cov	-	-	-
27	Hapur	Sew	1	25.00	15.00	10.00	25.00	50.00	Netwk Cov	-	-	-
28	Hardoi	Sew		-	-	-	-	-	Netwk Cov	-	-	-
29	Hathras	Sew		-	-	-	-	-	Netwk Cov	-	-	-
30	Jaunpur	Sew		-	-	-	-	-	Netwk Cov	-	-	-
31	Kasganj	Sew		-	-	-	-	-	Netwk Cov	-	-	-
32	Khurja	Sew		-	-	-	-	-	Netwk Cov	-	-	-
33	Lakhimpur	Sew		-	-	-	-	-	Netwk Cov	-	-	-
34	Lalitpur	Sew		-	-	-	-	-	Netwk Cov	-	-	-
35	Loni	Sew	1	19.00	11.40	7.60	19.00	38.00	Netwk Cov	-	14.00	18.00
36	Mainpuri	Sew	1	5.00	3.00	2.00	5.00	10.00	Netwk Cov	12.00	39.00	80.00
37	Mathura	Sew	1	30.00	18.00	12.00	30.00	60.00	Netwk Cov	13.64	39.00	41.00
38	Maunath	Sew		-	-	-	-	-	Netwk Cov	5.50	5.50	5.50
39	Mirzapur	Sew	1	20.00	12.00	8.00	20.00	40.00	Netwk Cov	12.00	15.00	18.00
40	Modinagar	Sew	1	20.00	12.00	8.00	20.00	40.00	Netwk Cov	-	10.00	15.00
41	Mughalsarai	Sew		-	-	-	-	-	Netwk Cov	8.69	8.69	8.69
42	Muzaffarnagar	Sew	1	18.95	11.37	7.58	18.95	37.90	Netwk Cov	-	10.00	15.00
43	Orai	Sew	1	5.00	3.00	2.00	5.00	10.00	Netwk Cov	5.00	7.00	17.00
44	Pilibhit	Sew		-	-	-	-	-	Netwk Cov	-	-	-
45	Raibareli	Sew	1	25.00	15.00	10.00	25.00	50.00	Netwk Cov	30.00	30.00	35.00
46	Rampur	Sew	1	45.50	27.30	18.20	45.50	91.00	Netwk Cov	-	12.00	15.00
47	Shahjahanpur	Sew		-	-	-	-	-	Netwk Cov	-	-	-
48	Shambhal	Sew		-	-	-	-	-	Netwk Cov	-	-	-
49	Shamli	Sew		-	-	-	-	-	Netwk Cov	-	-	-

<b>Details of the Sewerage Projects for Approval from Apex Committee : FY 16-17</b>												
SN	City Name	Project Name	No of Projects	Estimated Cost and Sharing					Change in Service Levels			
				GoI	State	ULB	State+ULB	Total	Indicator	Existing	After SAAP 2015-16	After SAAP 2016-17
1	2	3	4	5	6	7	8	9	10	11	12	13
Amount in Rs Crore									Figure in %age			
50	Shikohabad	Sew		-	-	-	-	-	Netwk Cov	-	-	-
51	Sitapur	Sew		-	-	-	-	-	Netwk Cov	2.94	2.94	2.94
52	Sultanpur	Sew		-	-	-	-	-	Netwk Cov	-	-	-
53	Unnao	Sew	1	15.00	9.00	6.00	15.00	30.00	Netwk Cov	6.28	8.00	10.00
<b>Sub-Total-B</b>			<b>24</b>	<b>517.43</b>	<b>310.44</b>	<b>206.97</b>	<b>517.41</b>	<b>1,034.84</b>				
60	<b>Total: A+B</b>		<b>31</b>	<b>771.09</b>	<b>589.48</b>	<b>435.27</b>	<b>1024.75</b>	<b>1795.84</b>				

## PARKS AND GREEN SPACES PROJECTS

<b>Details of the Parks and Green Spaces Projects for Approval from Apex Committee : FY 16-17</b>									
SN	City Name	Project Name	No of Projects	Estimated Cost and Sharing					
				GoI	State	ULB	State+ULB	Total	
1	2	3	4	5	6	7	8	9	
Amount in Rs Crore									
1	Agra	P&GS	3	0.6578	0.3947	0.2631	0.6578	1.3156	
2	Allahabad	P&GS	1	1.5000	0.9000	0.6000	1.5000	3.0000	
3	Ghaziabad	P&GS	3	0.7505	0.4503	0.3002	0.7505	1.5010	
4	Kanpur	P&GS	3	3.5000	2.1000	1.4000	3.5000	7.0000	
5	Lucknow	P&GS	1	2.5000	1.5000	1.0000	2.5000	5.0000	
6	Meerut	P&GS	3	3.2098	1.9258	1.2839	3.2097	6.4195	
7	Varanasi	P&GS	3	0.8600	0.5160	0.3440	0.8600	1.7200	
<b>Sub-total-A</b>			<b>17</b>	<b>12.9781</b>	<b>7.7868</b>	<b>5.1912</b>	<b>12.9780</b>	<b>25.9561</b>	
1	Aligarh	P&GS	1	1.5000	0.9000	0.6000	1.5000	3.0000	
2	Bareilly	P&GS	1	1.0000	0.6000	0.4000	1.0000	2.0000	
3	Firozabad	P&GS	3	0.5424	0.3254	0.2170	0.5424	1.0848	
4	Gorakhpur	P&GS	1	1.0000	0.6000	0.4000	1.0000	2.0000	
5	Jhansi	P&GS	2	3.2610	1.9566	1.3044	3.2610	6.5220	
6	Moradabad	P&GS	3	0.6893	0.4136	0.2757	0.6893	1.3786	
7	Saharanpur	P&GS	3	0.2560	0.1536	0.1024	0.2560	0.5120	
8	Akbarpur	P&GS	1	0.1207	0.0725	0.0483	0.1208	0.2415	
9	Amroha	P&GS	2	0.4305	0.2583	0.1722	0.4305	0.8610	
10	Azamgarh	P&GS	2	0.1575	0.0945	0.0630	0.1575	0.3150	
11	Bahraich	P&GS	2	0.3531	0.2119	0.1413	0.3532	0.7063	

**Details of the Parks and Green Spaces Projects for Approval from Apex Committee : FY 16-17**

SN	City Name	Project Name	No of Projects	Estimated Cost and Sharing				
				GoI	State	ULB	State+ULB	Total
1	2	3	4	5	6	7	8	9
<b>Amount in Rs Crore</b>								
12	Ballia	P&GS	2	0.3342	0.2005	0.1337	0.3342	0.6684
13	Banda	P&GS	2	1.4250	0.8550	0.5700	1.4250	2.8500
14	Baraut	P&GS	2	0.2584	0.1551	0.1034	0.2585	0.5169
15	Basti	P&GS	2	1.8500	1.1100	0.7400	1.8500	3.7000
16	Budaun	P&GS	2	0.2366	0.1419	0.0946	0.2365	0.4731
17	Bulandshahar	P&GS	1	0.2500	0.1500	0.1000	0.2500	0.5000
18	Chandausi	P&GS	2	0.2900	0.1740	0.1160	0.2900	0.5800
19	Deoria	P&GS	2	0.5000	0.3000	0.2000	0.5000	1.0000
20	Etah	P&GS	2	0.4300	0.2580	0.1720	0.4300	0.8600
21	Etawah	P&GS	2	0.3140	0.1884	0.1256	0.3140	0.6280
22	Faizabad	P&GS	2	0.4500	0.2700	0.1800	0.4500	0.9000
23	Farrukhabad	P&GS	2	0.3785	0.2271	0.1514	0.3785	0.7570
24	Fatehpur	P&GS	2	0.1600	0.0960	0.0640	0.1600	0.3200
25	Ghazipur	P&GS	2	0.2992	0.1795	0.1197	0.2992	0.5984
26	Gonda	P&GS	1	0.1865	0.1119	0.0746	0.1865	0.3730
27	Hapur	P&GS	2	0.7623	0.4574	0.3049	0.7623	1.5246
28	Hardoi	P&GS	2	0.2150	0.1290	0.0860	0.2150	0.4300
29	Hathras	P&GS	2	0.9631	0.5778	0.3852	0.9630	1.9261
30	Jaunpur	P&GS	2	0.3989	0.2393	0.1596	0.3989	0.7978
31	Kasganj	P&GS	2	0.2945	0.1767	0.1178	0.2945	0.5890
32	Khurja	P&GS	1	0.2500	0.1500	0.1000	0.2500	0.5000
33	Lakhimpur	P&GS	2	0.3200	0.1920	0.1280	0.3200	0.6400
34	Lalitpur	P&GS	2	0.5000	0.3000	0.2000	0.5000	1.0000
35	Loni	P&GS	2	0.5470	0.3282	0.2188	0.5470	1.0940
36	Mainpuri	P&GS	2	0.4877	0.2926	0.1951	0.4877	0.9754
37	Mathura	P&GS	2	0.4083	0.2450	0.1633	0.4083	0.8166
38	Maunath	P&GS	1	0.2500	0.1500	0.1000	0.2500	0.5000
39	Mirzapur	P&GS	2	0.1420	0.0852	0.0568	0.1420	0.2840
40	Modinagar	P&GS	2	0.2951	0.1771	0.1180	0.2951	0.5902
41	Mughalsarai	P&GS		0.0000	0.0000	0.0000	0.0000	0.0000
42	Muzaffarnagar	P&GS	2	0.8428	0.5057	0.3371	0.8428	1.6856
43	Orai	P&GS	2	0.5450	0.3270	0.2180	0.5450	1.0900
44	Pilibhit	P&GS	2	0.3998	0.2399	0.1599	0.3998	0.7996
45	Raibareli	P&GS	2	0.2480	0.1488	0.0992	0.2480	0.4960
46	Rampur	P&GS	2	0.2890	0.1734	0.1156	0.2890	0.5780
47	Shahjahanpur	P&GS	2	0.4386	0.2632	0.1754	0.4386	0.8772
48	Shambhal	P&GS	2	0.5410	0.3246	0.2164	0.5410	1.0820

<b>Details of the Parks and Green Spaces Projects for Approval from Apex Committee : FY 16-17</b>								
SN	City Name	Project Name	No of Projects	Estimated Cost and Sharing				
				GoI	State	ULB	State+ULB	Total
1	2	3	4	5	6	7	8	9
Amount in Rs Crore								
49	Shamli	P&GS	1	0.1250	0.0750	0.0500	0.1250	0.2500
50	Shikohabad	P&GS	2	0.1642	0.0985	0.0657	0.1642	0.3284
51	Sitapur	P&GS	2	0.7967	0.4780	0.3187	0.7967	1.5934
52	Sultanpur	P&GS	1	0.5000	0.3000	0.2000	0.5000	1.0000
53	Unnao	P&GS	2	0.5750	0.3450	0.2300	0.5750	1.1500
	<b>Sub-Total-B</b>		<b>97</b>	<b>27.9719</b>	<b>16.7832</b>	<b>11.1888</b>	<b>27.9720</b>	<b>55.9439</b>
<b>60</b>			<b>114</b>	<b>40.9500</b>	<b>24.5700</b>	<b>16.3800</b>	<b>40.9500</b>	<b>81.9000</b>

## SUMMARY OF ALL TYPES OF PROJECTS ULB WISE

<b>Details of the All Types of Projects for Approval from Apex Committee : FY 16-17</b>								
SN	City Name	Project Name	No of Projects	Estimated Cost and Sharing				
				GoI	State	ULB	State+ULB	Total
1	2	3	4	5	6	7	8	9
Amount in Rs Crore								
1	Agra	All Projects	5	74.2478	82.2047	66.8631	149.0678	223.3156
2	Allahabad	All Projects	3	56.5000	62.1000	50.4000	112.5000	169.0000
3	Ghaziabad	All Projects	5	73.5805	81.6203	66.3002	147.9205	221.5010
4	Kanpur	All Projects	5	86.5000	94.1000	76.4000	170.5000	257.0000
5	Lucknow	All Projects	3	194.5000	215.5000	175.0000	390.5000	585.0000
6	Meerut	All Projects	5	45.7798	48.9558	39.6839	88.6397	134.4195
7	Varanasi	All Projects	5	90.2800	100.0960	81.3440	181.4400	271.7200
			<b>31</b>	<b>621.3881</b>	<b>684.5768</b>	<b>555.9912</b>	<b>1240.5680</b>	<b>1861.9561</b>
1	Aligarh	All Projects	3	91.5000	54.9000	36.6000	91.5000	183.0000
2	Bareilly	All Projects	3	25.1400	15.0900	10.0600	25.1500	50.2900
3	Firozabad	All Projects	5	21.5424	12.9254	8.6170	21.5424	43.0848
4	Gorakhpur	All Projects	3	94.0000	56.4000	37.6000	94.0000	188.0000
5	Jhansi	All Projects	4	148.5310	89.1066	59.4244	148.5310	297.0620
6	Moradabad	All Projects	5	30.6893	18.4136	12.2757	30.6893	61.3786
7	Saharanpur	All Projects	5	35.2560	21.1536	14.1024	35.2560	70.5120
8	Akbarpur	All Projects	2	1.5307	0.9125	0.6083	1.5208	3.0515
9	Amroha	All Projects	2	0.4305	0.2583	0.1722	0.4305	0.8610
10	Azamgarh	All Projects	4	11.4275	6.8345	4.5630	11.3975	22.8250
11	Bahraich	All Projects	3	4.2831	2.5719	1.7113	4.2832	8.5663
12	Ballia	All Projects	4	8.6842	5.2105	3.4737	8.6842	17.3684



**Details of the All Types of Projects for Approval from Apex Committee : FY 16-17**

SN	City Name	Project Name	No of Project	Estimated Cost and Sharing				
				GoI	State	ULB	State+ ULB	Total
1	2	3	4	5	6	7	8	9
Amount in Rs Crore								
13	Banda	All Projects	4	13.6750	8.2050	5.4700	13.6750	27.3500
14	Baraut	All Projects	3	3.4684	2.0751	1.3834	3.4585	6.9269
15	Basti	All Projects	3	3.1000	1.8600	1.2400	3.1000	6.2000
16	Budaun	All Projects	3	0.3366	0.2019	0.1346	0.3365	0.6731
17	Bulandshahar	All Projects	3	41.6200	24.9700	16.6500	41.6200	83.2400
18	Chandausi	All Projects	3	4.2200	2.5340	1.6860	4.2200	8.4400
19	Deoria	All Projects	3	4.0400	2.4200	1.6200	4.0400	8.0800
20	Etah	All Projects	4	36.7200	22.0280	14.6920	36.7200	73.4400
21	Etawah	All Projects	2	0.3140	0.1884	0.1256	0.3140	0.6280
22	Faizabad	All Projects	3	10.7200	6.4300	4.2900	10.7200	21.4400
23	Farrukhabad	All Projects	3	4.6085	2.7671	1.8414	4.6085	9.2170
24	Fatehpur	All Projects	3	1.1600	0.6960	0.4640	1.1600	2.3200
25	Ghazipur	All Projects	4	13.2792	7.9695	5.3097	13.2792	26.5584
26	Gonda	All Projects	2	2.9365	1.7619	1.1746	2.9365	5.8730
27	Hapur	All Projects	4	32.1423	19.2874	12.8549	32.1423	64.2846
28	Hardoi	All Projects	3	2.4750	1.4890	0.9860	2.4750	4.9500
29	Hathras	All Projects	3	8.4631	5.0778	3.3852	8.4630	16.9261
30	Jaunpur	All Projects	3	4.3989	2.6393	1.7596	4.3989	8.7978
31	Kasganj	All Projects	3	4.5445	2.7267	1.8178	4.5445	9.0890
32	Khurja	All Projects	2	2.5000	1.5000	1.0000	2.5000	5.0000
33	Lakhimpur	All Projects	3	10.1600	6.0920	4.0680	10.1600	20.3200
34	Lalitpur	All Projects	3	1.7500	1.0500	0.7000	1.7500	3.5000
35	Loni	All Projects	4	23.1470	13.8882	9.2588	23.1470	46.2940
36	Mainpuri	All Projects	4	12.0577	7.2526	4.8251	12.0777	24.1354
37	Mathura	All Projects	4	47.4683	28.4850	18.9933	47.4783	94.9466
38	Maunath	All Projects	2	6.9700	4.1800	2.7900	6.9700	13.9400
39	Mirzapur	All Projects	4	35.0420	21.0252	14.0168	35.0420	70.0840
40	Modinagar	All Projects	4	20.6051	12.3671	8.2380	20.6051	41.2102
41	Mughalsarai	All Projects	1	4.4600	2.6700	1.7800	4.4500	8.9100
42	Muzaffarnagar	All Projects	4	20.0428	12.0257	8.0171	20.0428	40.0856
43	Orai	All Projects	4	6.7950	4.0770	2.7180	6.7950	13.5900
44	Pilibhit	All Projects	3	1.5698	0.9399	0.6299	1.5698	3.1396
45	Raibareli	All Projects	4	38.2980	22.9788	15.3192	38.2980	76.5960
46	Rampur	All Projects	4	51.6190	30.9734	20.6456	51.6190	103.2380
47	Shahjahanpur	All Projects	3	6.4386	3.8632	2.5754	6.4386	12.8772
48	Shambhal	All Projects	3	2.0410	1.2246	0.8164	2.0410	4.0820
49	Shamli	All Projects	2	5.5550	3.3350	2.2200	5.5550	11.1100
50	Shikohabad	All Projects	3	1.2042	0.7185	0.4857	1.2042	2.4084
51	Sitapur	All Projects	3	6.3567	3.8180	2.5387	6.3567	12.7134
52	Sultanpur	All Projects	2	3.7200	2.2300	1.4900	3.7200	7.4400
53	Unnao	All Projects	4	43.5750	26.1450	17.4300	43.5750	87.1500

<b>Details of the All Types of Projects for Approval from Apex Committee : FY 16-17</b>								
SN	City Name	Project Name	No of Project	Estimated Cost and Sharing				
				GoI	State	ULB	State+ULB	Total
1	2	3	4	5	6	7	8	9
Amount in Rs Crore								
			172	1016.6119	609.9432	406.6488	1016.5920	2033.2039
60			203	1638.0000	1294.5200	962.6400	2257.1600	3895.1600

The response to asked questionnaire is given below:

**Q1-Has the State Government diagnosed service level gaps? (250 words)**

*Response: Yes, State govt. has diagnosed service level gaps for the State as per the information provided by respective ULBs and parastatal agencies. The SLIPs submitted by the ULBs were prepared after due consultations with various stakeholders including public representatives. Service level gaps at City level has been diagnosed and shown in SLIP.*

**Q2- Has the State planned for and financed capital expenditure? (350 words)**

*Response: Yes. The State had planned for capital expenditure for water supply and sewerage. It has tried to dovetail the various funding sources and converge various schemes and sectors to achieve the objectives, particularly for water supply and sanitation sectors. Apart from the Central Govt. share and State share, ULB share was also envisaged in those schemes.*

*Under AMRUT mission, the State Govt. has decided state share for million plus cities 36.67% and for less than million 30% of the project cost, in addition to the Central share. The ULBs are expected to meet the remaining share from their own funds, 14th Finance Commission Grants and from other sources. The ULBs are trying to raise their own revenues through improving billing and collection systems and through public mobilization and awareness*

*campaigns. The ULBs are also preparing themselves to mobilize finances through financial institutions by obtaining credit rating from accredited institutions. The O&M cost will be met from the ULB through user charges and other sources.*

**Q3- Has the State moved towards achievement of universal coverage in water supply and sewerage/Septage? (350 words)**

*Response: Yes, State has assessed the gap in universal coverage of water supply from inputs submitted by respective ULBs in their SLIPs. The sewerage/Septage Management has been selected in ULBs who have fulfilled the basic requirement of universal water coverage. Many schemes are under implementation/in pipeline/committed/approved either from State fund or from GoI. The funds available under ongoing/committed projects have been considered and gap is worked out after ensuring the project requirement by converging with other schemes.*

**Q4- What is the expected level of the financial support from the Central Government and how well have State/ULB and other sources of finance been identified and accessed? (300 words)**

*Response: As per the mission guidelines GOI shall provide 50% assistance of the project cost for the mission cities having population up to 10 lacs and 1/3rd assistance for mission cities having population above 10 lacs. State government and respective ULBs will contribute through their own resources (State Share/SFC/TFC grants etc.) or through financing from financial institutions.*

**Q5- How fairly and equitably have the needs of the ULBs been given due consideration? (300 words)**

*Response: The SLIPs submitted by the ULBs have been prepared after incorporating suggestions received from different stake holders. Since the focus is on universal coverage of water supply and sewerage, therefore priority is given to these two sectors. ULBs have been*

*prioritized based essentially on the extent of gaps in service levels and financial strength of ULBs.*

**Q6- Have adequate consultations with all stakeholders been done, including citizens, local MPs and other public representatives? (350 words)**

*Response: Yes. Two rounds of extensive consultations with the Elected Representatives like Mayors and Chairpersons, Commissioners, Municipal Engineers, Public Health Engineers etc. have been done which have thrown up several issues into the forefront like coverage, source augmentation, equity, inclusion, affordability, technology options etc. making the entire exercise a highly consultative and fruitful one. The representatives of U.P. Jal Nigam have also contributed to the deliberations and enriched the quality of the SLIPs. The elected representatives have also raised very relevant issues like existing staff being overburdened due to additional responsibilities, lack of adequate staff and release of funds, permissions etc. and the State officials have clarified their issues and misgivings, duly offering options to raise their finances to meet their share of the AMRUT project cost.*

**IMPORTANT STEPS HAVE BEEN FOLLOWED FOR PREPARATION OF SAAP ARE MENTIONED BELOW.**

### **PRINCIPLES OF PRIORITIZATION**

During SLIP preparation, the ULBs have identified the projects based on service level gap analysis, and following consultative process prioritized those projects so as to achieve universal coverage of water supply connections followed by sewerage connections, this being the national priority. Followed by development of Green Space/ Parks in each AMRUT City. In the SAAP, the State has selected those ULBs with higher gaps in coverage of water supply, sewerage and development of Parks for funding in the first year. Potential smart cities have also been given the first priority in fund allocation to achieve convergence.

**WATER SUPPLY:**

All water supply projects related to the coverage are taken up and priority has been given to those towns which have lesser coverage, five ULB projects namely: Agra, Varanasi, Lucknow, Ghaziabad and Allahabad are being considered in phases.

**SEWERAGE & SEPTAGE:**

- Quick win projects having adequate infrastructure in terms coverage but lack in coverage of sewerage in this category first priority has been given to cities falling under Smart Cities Mission followed by rest of the towns.
- Ganga Towns having convergence with Namami Gange and where DPRs is also readily available and network part is also included in phases.
- Project in phasing is being considered where DPR and land is available and preference is given to ULBs having more numbers of poor household.
- For the rest of ULBs preparation of DPR work and land procurement is being initiated for consideration in following years.

**WATER SUPPLY PROJECTS**

<b>Prioritization of Water Supply Projects for FY 2016-17</b>							
<b>S N</b>	<b>Name of the City</b>	<b>Household level Coverage of Water Supply Connection in % age</b>	<b>Per Capita Quantum of Water Supplied in LPCD</b>	<b>Project Cost Demanded by the Cities for Mission Period</b>	<b>Project Cost Demanded by the Cities for FY 2015-16</b>	<b>Project Cost Demanded by the Cities for FY 2016-17</b>	<b>Priority No of the Projects</b>
<b>1</b>	<b>2</b>	<b>3</b>	<b>4</b>	<b>5</b>	<b>6</b>	<b>7</b>	<b>8</b>
				<b>Amount in Rs Crore</b>			
<b>1</b>	Agra	48	176	743.00	13.61	122.00	3,4
<b>2</b>	Allahabad	78	226	684.00	55.99	100.00	1
<b>3</b>	Ghaziabad	60	119.5	932.40	45.37	150.00	1,4

**Prioritization of Water Supply Projects for FY 2016-17**

S N	Name of the City	Household level Coverage of Water Supply Connection in % age	Per Capita Quantum of Water Supplied in LPCD	Project Cost Demanded by the Cities for Mission Period	Project Cost Demanded by the Cities for FY 2015-16	Project Cost Demanded by the Cities for FY 2016-17	Priority No of the Projects
1	2	3	4	5	6	7	8
				<b>Amount in Rs Crore</b>			
4	Kanpur	52	210	1028.25	134.99	100.00	4,8,14
5	Lucknow	63	189	2224.00	139.99	400.00	1,3,5,6
6	Meerut	51	175	127.75	74.59	28.00	3
7	Varanasi	67	206	469.70	74.99	175.00	2,3
<b>Sub-Total-A</b>				<b>6209.10</b>	<b>539.53</b>	<b>1075.00</b>	
1	Aligarh	36	90	656.00	4.41	100.00	2, 3
2	Bareilly	47	126	41.51	16.88	8.29	2
3	Firozabad	40	214	2.60	0.60	2.00	1
4	Gorakhpur	60	135	296.86	38.00	88.00	2
5	Jhansi	35	126	812.16	224.50	287.35	2,3
6	Moradabad	54	186	48.75	28.76	10.00	2
7	Saharanpur	32	134	74.00	26.86	20.00	3,4
8	Akbarpur	23	76	23.96	9.64	2.81	2
9	Amroha	32	45	8.81	0.12	0.00	
10	Azamgarh	50	196	21.52	4.37	11.81	2
11	Bahraich	52	106	59.17	42.36	1.70	2,3
12	Ballia	26	138	6.48	4.52	3.50	2,3
13	Banda	53	199	20.92	16.92	6.41	2
14	Baraut	64	190	16.63	1.52	2.50	3
15	Basti	70	191	16.43	8.44	0.20	3
16	Budaun	38	216	19.69	3.80	7.86	3
17	Bulandshahar	33	162	8.40	5.56	2.74	2
18	Chandausi	40	100	14.60	4.50	7.85	3,4,5
19	Deoria	33	62	11.88	4.72	7.08	4
20	Etah	34	203	11.86	2.78	2.58	2
21	Etawah	60	140	12.50	0.00	0.00	
22	Faizabad	70	145	26.22	4.68	20.54	2
23	Farrukhabad	47	120	14.97	1.80	8.45	2
24	Fatehpur	43	143	5.00	1.00	2.00	2
25	Ghazipur	56	300	12.85	4.97	5.96	2
26	Gonda	37	281	10.42	3.62	5.50	2,3

<b>Prioritization of Water Supply Projects for FY 2016-17</b>							
<b>S N</b>	<b>Name of the City</b>	<b>Household level Coverage of Water Supply Connection in % age</b>	<b>Per Capita Quantum of Water Supplied in LPCD</b>	<b>Project Cost Demanded by the Cities for Mission Period</b>	<b>Project Cost Demanded by the Cities for FY 2015-16</b>	<b>Project Cost Demanded by the Cities for FY 2016-17</b>	<b>Priority No of the Projects</b>
<b>1</b>	<b>2</b>	<b>3</b>	<b>4</b>	<b>5</b>	<b>6</b>	<b>7</b>	<b>8</b>
				<b>Amount in Rs Crore</b>			
27	Hapur	34	91	33.25	20.50	12.75	2,3
28	Hardoi	36	90	20.76	7.56	4.52	2
29	Hathras	35	100	42.00	16.01	15.00	1
30	Jaunpur	60	112	21.00	12.00	8.00	2
31	Kasganj	45	96	15.24	9.06	8.50	2
32	Khurja	40	158	10.99	4.40	4.50	2,3
33	Lakhimpur	49	140	51.13	27.60	19.68	2
34	Lalitpur	44	237	26.19	16.00	2.50	2
35	Loni	21	88	26.80	14.20	7.20	2,3
36	Mainpuri	32	123	32.68	18.98	13.16	2
37	Mathura	59	126	144.29	94.67	34.13	2, 3
38	Maunath	40	96	22.58	6.12	13.44	3
39	Mirzapur	59	105	139.18	90.90	29.80	3,5
40	Modinagar	72	184	24.40	0.04	0.62	2
41	Mughalsarai	23	76	17.22	2.56	8.91	2
42	Muzaffarnagar	65	191	24.28	3.06	0.50	5
43	Orai	37	157	7.65	4.44	2.50	4
44	Pilibhit	37	117	26.99	16.40	2.34	2
45	Raibareli	48	66	53.09	27.00	26.09	1
46	Rampur	17	135	14.50	1.72	11.65	3
47	Shahjahanpur	58	59	34.89	17.90	12.00	3
48	Shambhal	25	105	12.27	0.14	3.00	2
49	Shamli	56	179	17.45	2.56	10.86	2
50	Shikohabad	27	125	4.39	0.04	2.08	2
51	Sitapur	37	89	73.87	25.07	11.12	2
52	Sultanpur	53	141	34.59	27.40	6.44	3
53	Unnao	31	102	193.00	48.00	56.00	4to14
<b>Sub-Total-B</b>				<b>3378.87</b>	<b>979.66</b>	<b>942.42</b>	
<b>Grand Total: A+B</b>				<b>9587.97</b>	<b>1519.19</b>	<b>2017.42</b>	

## SEWERAGE AND SEPTAGE MANAGEMENT PROJECTS

<b>Prioritization of Sewerage Projects for FY 2016-17</b>									
SN	Name of the City	Per Capita Quantum of Water Supplied	Coverage of Latrines	Coverage of Sewer Network (%age)	Total Project Cost Demanded For Sewerage System for Mission Period : 15-20	Total Project Cost Demanded For only Septage Management For Mission Period: 15-20	Project Cost Demanded by the Cities for FY 2015-16	Project Cost Demanded by the Cities for FY 2016-17	Priority of the Projects
1	2	3	4	5	6	7	8	9	10
					<b>Amount in Rs Crore</b>				
1	Agra	176.00	88.00	40.58	1,440.12	-	42.00	100.00	1
2	Allahabad	226.00	98.21	48.53	538.65	-	133.74	66.00	2
3	Ghaziabad	119.50	92.82	83.82	684.02	-	307.01	70.00	3
4	Kanpur	210.00	86.13	38.40	2,565.00	-	64.99	150.00	6
5	Lucknow	189.00	90.00	39.40	5,950.00	-	164.99	180.00	3
6	Meerut	175.00	30.00	50.63	3,036.41	-	50.00	100.00	1
7	Varanasi	206.00	97.68	59.85	1,101.07	-	105.00	95.00	2
<b>Sub Total-A</b>					<b>15,315.27</b>	<b>-</b>	<b>867.73</b>	<b>761.00</b>	
1	Aligarh	90.00	95.00	3.54	776.99	49.52	-	80.00	3,4,5,6
2	Bareilly	126.00	97.00	41.40	384.50	-	-	40.00	3
3	Firozabad	214.00	83.24	54.00	385.69	-	-	40.00	1
4	Gorakhpur	135.00	94.40	11.96	1,338.00	-	60.00	98.00	1,3
5	Jhansi	126.00	85.00	-	1,787.87	-	-	3.25	2
6	Moradabad	186.00	86.88	-	854.31	-	80.00	50.00	1
7	Saharanpur	134.00	98.00	18.65	412.22	2.88	53.00	50.00	1
8	Akbarpur	76.00	39.00	-	43.53	-	-	-	
9	Amroha	45.00	90.80	-	181.54	22.58	-	-	
10	Azamgarh	196.00	90.45	-	40.81	10.87	40.80	10.69	3
11	Bahraich	106.00	87.00	-	264.50	18.44	-	15.00	2
12	Ballia	138.00	88.14	-	31.87	-	14.86	21.00	1
13	Banda	199.00	57.55	4.00	309.09	13.49	13.48	-	
14	Baraut	190.00	92.74	6.20	158.00	10.46	-	-	
15	Basti	191.00	81.72	-	169.55	14.30	-	-	
16	Budaun	216.00	97.64	-	109.50	18.06	-	-	
17	Bulandshahar	162.00	99.69	-	423.58	29.65	101.07	80.00	2
18	Chandausi	100.00	87.77	-	-	7.00	-	-	
19	Deoria	62.00	98.98	-	100.92	14.20	-	-	
20	Etah	203.00	92.90	-	260.93	-	-	70.00	1
21	Etawah	140.00	95.12	0.05	62.72	17.56	-	-	
22	Faizabad	145.00	75.21	-	240.00	-	-	-	
23	Farrukhabad	120.00	89.14	-	168.30	31.41	-	-	
24	Fatehpur	143.00	70.00	-	186.26	15.69	-	-	
25	Ghazipur	300.00	76.40	-	154.76	12.98	70.00	20.00	1
26	Gonda	281.00	90.00	-	170.64	11.81	-	-	
27	Hapur	91.00	97.89	-	453.76	-	-	50.00	1



<b>Prioritization of Sewerage Projects for FY 2016-17</b>									
<b>SN</b>	<b>Name of the City</b>	<b>Per Capita Quantum of Water Supplied</b>	<b>Coverage of Latrines</b>	<b>Coverage of Sewer Network (%age)</b>	<b>Total Project Cost Demanded For Sewerage System for Mission Period : 15-20</b>	<b>Total Project Cost Demanded For only Septage Management For Mission Period: 15-20</b>	<b>Project Cost Demanded by the Cities for FY 2015-16</b>	<b>Project Cost Demanded by the Cities for FY 2016-17</b>	<b>Priority of the Projects</b>
<b>1</b>	<b>2</b>	<b>3</b>	<b>4</b>	<b>5</b>	<b>6</b>	<b>7</b>	<b>8</b>	<b>9</b>	<b>10</b>
					<b>Amount in Rs Crore</b>				
28	Hardoi	90.00	84.00	-	123.35	15.01	-	-	
29	Hathras	100.00	93.08	-	94.40	14.17	-	-	
30	Jaunpur	112.00	79.93	-	395.00	22.01	-	-	
31	Kasganj	96.00	87.32	-	91.24	11.91	-	-	
32	Khurja	158.00	98.25	-	136.55	9.60	-	-	
33	Lakhimpur	140.00	97.38	-	525.00	-	-	-	
34	Lalitpur	237.00	68.03	-	101.28	18.66	-	-	
35	Loni	88.00	99.94	-	154.75	51.20	13.26	38.00	1
36	Mainpuri	123.00	95.48	12.00	32.34	-	21.00	10.00	3
37	Mathura	126.00	97.00	13.64	843.74	-	42.00	60.00	3,4 &5
38	Maunath	96.00	67.85	5.50	96.95	27.03	-	-	
39	Mirzapur	105.00	77.81	12.00	214.76	-	50.00	40.00	6
40	Modinagar	184.00	95.09	-	553.44	-	159.00	40.00	1
41	Mughalsarai	76.00	77.92	8.69	39.91	-	18.80	-	
42	Muzaffarnagar	191.00	92.88	-	372.87	22.00	8.02	37.90	3
43	Orai	157.00	99.00	5.00	83.26	20.65	-	10.00	2
44	Pilibhit	117.00	87.60	-	142.00	15.00	-	-	
45	Raibareli	66.00	95.00	30.00	433.63	-	38.00	50.00	2
46	Rampur	135.00	99.00	-	328.80	-	25.00	91.00	2,3
47	Shahjahanpur	59.00	96.69	-	156.90	36.39	-	-	
48	Shambhal	105.00	98.70	-	-	16.00	-	-	
49	Shamli	179.00	90.35	-	191.45	16.39	-	-	
50	Shikohabad	125.00	86.16	-	393.29	-	-	-	
51	Sitapur	89.00	88.37	2.94	196.85	15.95	-	-	
52	Sultanpur	141.00	84.60	-	161.24	17.59	-	-	
53	Unnao	102.00	81.36	6.28	133.50	16.02	21.60	30.00	3
<b>Sub Total-B</b>					<b>15,466.34</b>	<b>646.48</b>	<b>829.89</b>	<b>1,034.84</b>	
<b>Grand Total: A+B</b>					<b>30,781.61</b>	<b>646.48</b>	<b>1,697.62</b>	<b>1,795.84</b>	

The State has identified projects based on gap analysis and financial strength of ULBs and chosen those ULBs in the current year 2016-17 that have higher gaps in provision of water supply and sewerage. The response to asked questionnaire is given below:-

**Q1- Has consultation with local MPs/ MLAs, Mayors and Commissioners of the concerned ULBs been carried out prior to allocation of funding? Please give details of dates and number of participants. (Tabular 250 words)**

*Response: Yes, Mayors, Chairmen, Municipal Commissioners, Executive Officers and Nodal Officers of the Parastatal agencies of the concerned ULBs were consulted prior to allocation of funds to different sectors. The allocation of funds given in the SAAP is based on discussions held with various field officials. Apart from discussions at State level, discussion were done with other stakeholders as well.*

**Q2- Has financially weaker ULBs given priority for financing? Please give list. (200 words)**

*Response: Universal coverage of water supply is the prime criteria for prioritization.*

**Q3- Is the ULB with a high proportion of urban poor has received higher share? Please give list. (250 words)**

*Response: Prioritization has been done only on the basis of universal coverage of water supply.*

**Q4- Has the potential Smart cities been given preference? Please give list (200 words).**

*Response: Yes, all Smart Cities of Uttar Pradesh are AMRUT Cities also and have been given preference.*

**Q5- What is the quantum of Central Assistance (CA) allocated to the State during 2016-17? (100 words)**

*Response: The quantum of Central Assistance allocated to Uttar Pradesh is Rs 1638 Cr in the financial year 2016-17.*

**Q6- Has the allocation to different ULBs within State is consistent with the urban profile of the state? How? (260 words)**

*Response: Yes. The State has made allocations to different ULBs within the State consistent with the urban profile of the State. Further, various financial options AMRUT, Smart Cities, SBM and external financial assistance are being explored to converge various schemes and financing options.*

## IMPORTANCE OF O&M

It has been observed that ULBs pay little attention to the operation and maintenance of infrastructure assets created after completion of projects. This tendency on the part of implementing agencies leads to shear loss off national assets. The response to asked questionnaire is given below:-

**Q1- Do Projects proposed in the SAAP include O & M for at least five years? (Tabular 300 words)**

*Response: Yes, the projects proposed in SAAP under AMRUT includes O&M for 5 years. O&M shall be integral part of the original contract so that the agency/contractor who developed the assets shall be responsible for O&M of the same for 5 years period with good quality work. The O&M cost shall be borne by the ULB through user charges.*

**Q2- How O&M expenditures are propose to be funded by ULBs/ parastatal? (200 words)**

*Response: O&M expenditures of the assets created are proposed to be funded through recovery of user charges, reduction in losses and other modes i.e. PPP, RWAs etc. If there will be any gap, the same shall be borne by ULB through its own resources/state support.*

**Q3- Is it by way of levy of user charges or other revenue streams? (100 words)**

*Response: Yes the focus of the state Govt. and ULB is to recover the O & M expenditure through user charges.*

**Q4- Has O&M cost been excluded from project cost for the purpose of funding? (100 words)**

*Response: Yes, O&M cost has been excluded from project cost for the purpose of funding and shall be borne by ULB through user charges. If there will be any gap in recovery of user charges, same shall be borne by ULB through its own resources.*

**Q5- What kind of model been proposed by States/ULBs to fund the O&M? Please discuss. (250 words)**

*Response: State of Uttar Pradesh has proposed to recover O & M by ULBs through imposing user charges. However user charges may not be sufficient to recover entire O & M cost, for which innovative proposals like energy saving projects, reuse of treated waste, reduction in NRW and other losses have been considered. The gap if still remains, shall be filled through ULBs fund/State support.*

**Q6- Is it through an appropriate cost recovery mechanism in order to make them self-reliant and cost-effective? How? (250 words)**

*Response: State has proposed to recover O & M by ULBs through imposing user charges. However user charges may not be sufficient to recover entire O & M cost, for which innovative*

*proposals like energy saving projects, reuse of treated waste, reduction in NRW and other losses have been considered. The gap if still remains, shall be filled through ULBs fund/State support.*

## REFORM IMPLEMENTATION

In order to become eligible to claim the 10% incentive, the State is required to implement the Reforms prescribed by GoI. The states are also required to a self-assessment and based on the score the Apex committee will decide the eligibility of the state in FY 2017-18. The **TABLE 5.2** of AMRUT Guidelines has been filled and given in chapter tables the response to questionnaire is given as under:

### **Q1- What are the Reform type, steps and Target for 2016-17? (Tabular; 300 words)**

*Response: Tables are filled out on the prescribed format by the TCPO and annexed as **TABLE 5.2**.*

### **Q2- What is the outcome of the self-evaluation done for reporting progress on reform implementation in order to receive the 10% incentive? (Tabular; 350 words)**

*Response: **TABLE 5.5** given in the AMRUT Guidelines has been filled out and given in chapter 4. The State has achieved the more than 93% score of Reforms through self-assessment and 10% incentive is claimed.*

### **Q3- Have any issues been identified during the review by HPSC on Reforms implementation? What are the issues? (250 words).**

*Response: The State HPSC in the meeting dated 27-05-2016 has directed to submit the presented reform status and claim to the MoUD GOI before or 30-05-2016, in compliance to that reform claim has already submitted to the MoUD on 30-05-2016.*

### **Q4- Have these issues been considered while planning for reform implementation? How? (Tabular; 250 words)**

*Response: Yes at direction of SHPSC mission period action plan for reform was prepared with SAAP 2015-16 and advance action has been taken by the State Govt. to achieve the reforms well within the time.*

## ANNUAL CAPACITY BUILDING PLAN

The state is submitting a Capacity Development Plan along with the SAAP for approval by the MoUD, to empower municipal functionaries and lead to timely completion of projects. Individual and institutional capacity building plan by filling out **TABLE FORMS 7.2.1, 7.2.2, 7.2.3** and statement in **TABLE FORMS 7.2.4** of AMRUT Guidelines have been prepared and given in the Chapter 4. The response to questionnaire is given as under:

**Q1- What is the physical and financial Progress of capacity development at state level? (350 words)**

*Response: In the last Financial Year RCUES, Lucknow organized 100 training Programmes under CCBP in which total 1956 number of persons were trained which included 345 Male Elected Representatives and 28 Female Elected Representatives and remaining 1583 officials were trained.*

*The physical progress of last quarter of FY 2015-16 after the approval of SAAP -15-16 is tabulated below since no CB fund allotted to the State under AMRUT hence no financial progress is given.*

Implementation of Capacity Building Plan submitted in the SAAP-15-16						
S N	No of ULB	Name of Department	Total number to be trained in Mission period	Target to be trained during the previous Financial Year	Number fully trained during the previous Financial Year	Name training institute
1	635	Elected Representatives	11920	600	Nil	R.C.U.E.S Lucknow
		Finance Department	586	90	44	R.C.U.E.S Lucknow
		Engineering Department	691	90	120	R.C.U.E.S Lucknow
		Town Planning	Nil	Nil	Nil	

Implementation of Capacity Building Plan submitted in the SAAP-15-16						
S N	No of ULB	Name of Department	Total number to be trained in Mission period	Target to be trained during the previous Financial Year	Number fully trained during the previous Financial Year	Name training institute
		Administrative Department	800	150	37	R.C.U.E.S Lucknow
		Non centralized Services (AMRUT Cities)	3561	300	09	R.C.U.E.S Lucknow
		Non Centralized Services (other than AMRUT Cities)	8326	270	0	R.C.U.E.S Lucknow
		<b>Total</b>	<b>25884</b>	<b>1500</b>	<b>210</b>	

**Q2- Do you feel that there is a need to include any other category of official, new department or module? (400 words)**

*Response: Almost all department of municipal cadre have been included.*

**Q3- What are the issues that are been identified during the review? (350 words)**

*Response: Through review it is felt rather the capacity building planning for the municipal cadres on specific topic we need to design the course content for each municipal cadre and even before the posting of officials in field they should be trained on foundation and professional subjects. These courses should be made mandatory for field posting that will develop basic skill in the municipal functionaries and may result in the improvement of urban governance.*

*The present training and sensitization programmes are not sufficient and effective because they are not designed according to the needs and requirements of these specialized municipal cadres. For urban management and human resource development state lacks required infrastructure and institutional setup to work in the spirit of 74<sup>th</sup> constitutional amendment for empowerment of hub of urban development, it is urgent need to design training module which must be specific considering the nature of duties and responsibilities of different type of municipal functionaries.*

**Q4- Have the activities in your current year Capacity Building Plan – training, exposure visits (ULB staff and elected representatives), seminars/workshops, etc. – been vetted/approved by NIUA?**

*Response: Not yet.*

**Q5- What is the present institutional capacity in the ULBs of the state; have the RPMC, UMC, etc. been appointed? Are there other PMUs, PIUs, etc. which are still operational?**

*Response: The appointment process for the SMMU and CMMU is in process and in some JNNURM towns old PIUs are still operational and being supported by the concerning ULB themselves.*

**Q6- What has been the progress during the previous year/s in institutional capacity building, especially but not only in the seven areas that are mentioned in the AMRUT Guidelines?**

*Response: In previous years the institutional capacity of ULBs have been strengthened by the appointment of field level consultant (FLCs) i.e., CA firms, for the implementation of Accrual Based Double Entry Accounting System, several consultancy firms are also working to develop municipal applications for e- governance implementation apart from the regular engagement of expertise for traditional municipal functions such as road water supply, sewerage and drainage and sanitation and SWM works. Therefore institutional capacity is being strengthened by associating professionals but to assess the quality of work we need to enhance the fundamental individual capacity of municipal officials. Considering that the State has taken initiative to establish UP Academy for Urban Development, Research and Training (UP-AUDRT) for all 636 ULBs in which approximately 1 lacs officers and employees are working presently.*

**Q7- Attach the Quarterly Score Cards as per Mission Guidelines.**

*Response: The Quarterly score card for state of Uttar Pradesh has been prepared and annexed as **TABLE 7.4**.*

**Q8- Have those issues been addressed? How? (500 words)**



**Response:** To resolve the fundamental issue of lack departmental institutional capacity for basic professional training and for regular update about recent development in urban governance the State has taken initiative to establish UP Academy for Urban Development, Research and Training (UP-AUDRT) for all 636 ULBs in which approximately 1 lacs officers and employees are working presently.

## ADMINISTRATIVE AND OTHER EXPENSES (A&OE)

The 10% allocation for A&OE has been divided into two parts, 8% State fund and 2% GoI fund. The Plan of Action given in the AMRUT Guidelines **TABLE 4** has been prepared and given in Chapter 4. The response to questionnaire is given as under:

### **Q1- What is the committed expenditure from previous year? (200 words)**

**Response:** The committed expenditure from previous year were the expenses incurred for the preparation of SLIP and SAAP FY 2015-16, for which an advance of Rs 25 lakh per city total amount of Rs 15.00 Cr have been transferred to 60 AMRUT city of State.

### **Q2- What are the issues that are been identified during the review? (350 words)**

**Response:** During review it was found that in the initial stage of mission when all institutions like SMMU, CMMU, PDMC and IRMA etc. needed to be quickly established for the management and implementation of program no fund (except 15 Cr for SLIP preparation) in FY 2015-16 has been released so it was desired to flag this issue before MoUD at appropriate place and also it was directed to make all systems in place so mission targets to be achieved as envisaged in SAAP 2015-16.

### **Q3- Have the A&OE fund used only for admissible components? (200 words)**

*Response: No A&OE fund except Rs 15Cr for SLIP preparation has been released.*

**Q4- How the ULB/State wants to carry out the implementation of the projects, (Establishment of IRMA/PDMC/SMMU/CMMU)? (350 words)**

*Response: The state has decided to establish SMMU unit at state level to aid and advice the State Mission Director (AMRUT) comprising the experts required for the mission management. These experts are being hired from the market on contract basis who will under agreement perform their duties exclusively for AMRUT mission. On same procedure CMMUs are being constituted as per mission guidelines. The PDMC for water and sewerage works is under the process of establishment at UP Jal Nigam and for parks and urban transport at RCUES Lucknow level. In the 3<sup>rd</sup> SHPSC meeting held on 27-05-2016 it was decided that remaining 5 experts with support system as per RFP circulated by the MoUD would be outsourced through competitive open bidding and for this a consulting firm would be selected on the basis of work contract at mission directorate level.*

## FINANCING OF PROJECTS

Financing is an important element of the SAAP. Each state has been given the maximum share which are being allocated annually by the Central Government. The State and ULBs have planned for the remaining resource generation at the time of preparation of this SAAP for FY 2016-17.

**Q1- What is the State contribution to the SAAP? (It should greater than 20 percent of the total project cost, Para 7.4 of AMRUT Guidelines) (150 words)**

*Response: The State share has been decided more than 20% which is provided in the mission guidelines.*

- For towns having population more than 10 lacs sharing is ACA: State: ULB:: 33.33% : 36.67% : 30%.
- For towns having population less than 10 lacs sharing is ACA: State: ULB: :50%:30%:20%

**Q2- How the residual financing (over and above Central Government share) is shared between the States, ULBs? (Tabular; 200 words)**

*Response: The residual financing over and above the central share has been decided by the State government. The State share has been decided more than 20% which provided in the mission guidelines. The sharing pattern is given in following table. Also refer the **TABLE 3.4.***

<i>SN</i>	<i>Type of AMRUT Town</i>	<i>Central Share (ACA)</i>	<i>State Share</i>	<i>ULB Share</i>
<i>1</i>	<i>Towns having population more than 10 lacs</i>	<i>33.33%</i>	<i>36.67%</i>	<i>30%</i>
<i>2</i>	<i>Towns having population less than 10 lacs</i>	<i>50%</i>	<i>30%</i>	<i>20%</i>

**Q3- Has any other sources identified by the State/ULB (e.g. PPP, market borrowing)? Please discuss. (250 words)**

*Response: Yes. Alternate sources are being identified. At this stage exact details have not been worked out but looking to poor financial position of ULBs and lack of sufficient internal resources, it is imperative that ULBs will arrange finances through options like PPP. Under AMRUT scheme, the State Govt. has decided to meet not less than 20% of the project cost, in addition to the Central share. The ULBs are expected to meet the remaining share from their own funds, 14th Finance Commission Grants and from other sources. The ULBs are trying to*

*raise their own revenues through improving billing and collection systems and through public mobilization and awareness campaigns. The ULBs are also preparing themselves to mobilize finances through financial institutions by obtaining credit rating from accredited institutions. The O&M cost will be met from the ULB through user charges and other sources. Also refer the **TABLE 3.3**.*

**Q4- Whether complete project cost is linked with revenue sources in SAAP? How? (250 words).**

*Response: Yes it has been attempted but if there will be VGF, the same shall be arranged by the ULBs through their own resources or funding/loan through financial institutions.*

**Q5- Has projects been dovetailed with other sectoral and financial programme of the Centre and State Governments? (250 words)**

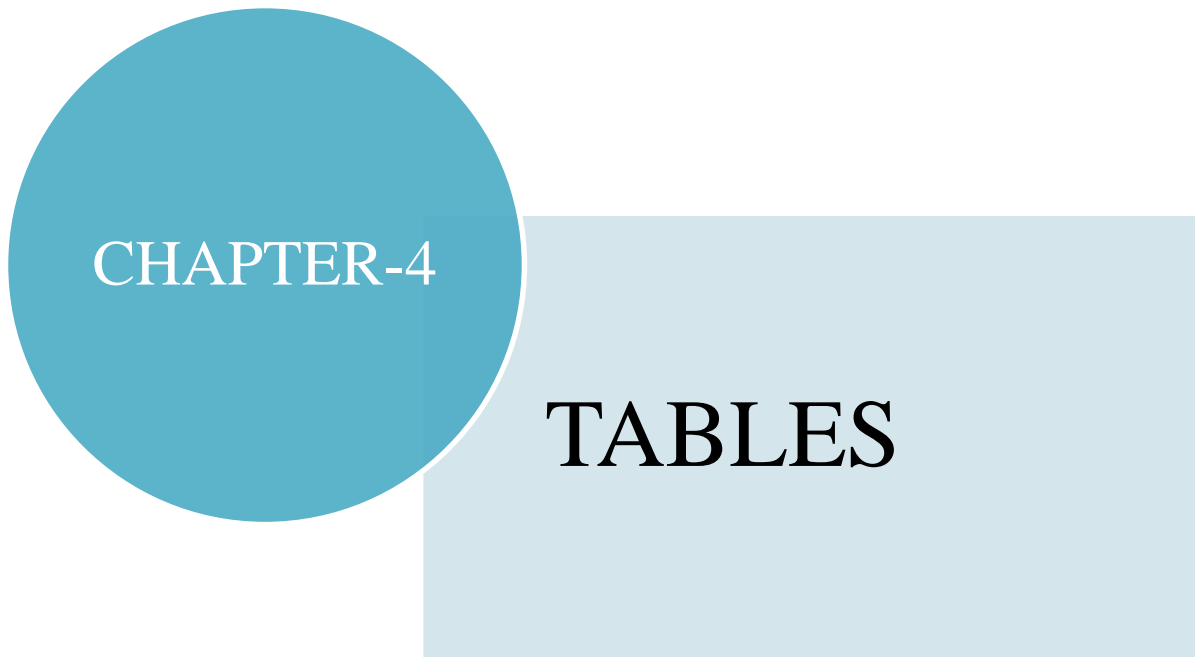
*Response: Yes, all possible dovetailing/convergence of ongoing/sanctioned projects under JnNURM, UIDSSMT, Smart City, SBM have been considered during preparation of the SLIPs of the ULBs.*

**Q6- Has States/UTs explored the possibility of using Public Private Partnerships (PPP), as a preferred execution model? Please discuss. (300 words)**

*Response: Yes. The State has already explored the possibility of using PPP mode of execution model for solid waste management (SWM), park development, providing parking facilities, bridges etc. with a mix of success and failure.*

**Q7- Are PPP options included appropriate Service Level Agreements (SLAs) which may lead to the People Public Private Partnership (PPPP) model? How? (300 words)**

*Response: PPP is seriously under consideration and shall be detailed out during DPR preparation. While preparing DPR focus will not be only asset creation but on actual service delivery. Performance based output and payment shall be attempted with the objective of achieving desired service levels.*



CHAPTER-4

TABLES

**Table 1.1: Breakup of Total MoUD Allocation in AMRUT**

<i>Name of State</i>		<i>Uttar Pradesh</i>				<i>FY 2016-17</i>
<i>Amount in Rs Crore</i>						
<b>Total Central funds Allocated to State</b>	Allocation of Central funds for A&OE(@ 8% of Total given in column1)	Allocation of funds for AMRUT (Central share)	Multiply col. 3 by x3) for AMRUT on col. 4 (project proposal to be three- times the annual allocation - CA)	Add equal (col. 4) State/UL B share	Total AMRUT annual size (cols.2+4+5)	
<b>1</b>	<b>2</b>	<b>3</b>	<b>4</b>	<b>5</b>	<b>6</b>	
<b>589.68</b>	<b>43.68</b>	<b>546.00</b>	<b>1638.00</b>	<b>2257.16</b>	<b>3938.84</b>	

### Sectoral Breakup of Total GOI Allocation and Ist Instalment to be released

Name of State	Uttar Pradesh				FY 2016-17	
<i>Amount in Rs Crore</i>						
Annual Central Allocation	Allocation of Central fund for A&OE	Out of column 1 Allocation of Central fund for Parks (2.5%)	Out of column 1 Allocation of Central fund for other projects	Matching State/ULB Share w.r.t.Col 3&4	Total AMRUT annual size (Col 3+4+5)	Ist Instalment of Central share to be release on SAAP approval in 2016-17
1	2	3	4	5	6	7
<b>1638.00</b>	<b>43.68</b>	<b>40.95</b>	<b>1597.05</b>	<b>2257.16</b>	<b>3938.84</b>	<b>327.60</b>



**Table 1.2.1: Abstract-Sector Wise Proposed Total Project Fund and Sharing Pattern**

<i>State: Uttar Pradesh</i>								<i>FY 2016-17</i>
<b>Amount in Rs Crore</b>								
<b>S N</b>	<b>Sector</b>	<b>No. of Projects</b>	<b>Centre</b>	<b>State</b>	<b>ULB</b>	<b>Convergence</b>	<b>Others</b>	<b>Total</b>
<b>1</b>	<b>2</b>	<b>3</b>	<b>4</b>	<b>5</b>	<b>6</b>	<b>7</b>	<b>8</b>	<b>9</b>
1	Water Supply	58	825.96	680.47	510.99			2,017.42
2	Sewerage & Septage Management	31	771.09	589.48	435.27			1,795.84
3	Drainage							-
4	Urban Transport							-
5	Others (Green Space & Parks)*	114	40.95	24.57	16.38			81.90
	<b>Grand Total</b>	<b>203</b>	<b>1,638.00</b>	<b>1,294.52</b>	<b>962.64</b>		<b>-</b>	<b>3,895.16</b>
<i>* Mugalsarai does not have any land and existing park.</i>								

**Table 1.2.2: Abstract-Break-up of Total Fund Sharing Pattern**

State: Uttar Pradesh						FY 2016-17					
S N	Sector	Central	State			ULB			Convergence	Others	Total Amount Demanded Under AMRUT for Project Period
		Mission	14th FC	Others	Total	14th FC	Others	Total			
1	2	3	4	5	6	7	8	9	10	11	12
1	Water Supply	825.96		680.47	680.47		510.99	510.99			2,017.42
2	Sewerage & Septage Management	771.09		589.48	589.48		435.27	435.27			1,795.84
3	Drainage				-			-			-
4	Urban Transport				-			-			-
5	Others (Green Space & Parks)*	40.95		24.57	24.57		16.38	16.38			81.90
	<b>Grand Total</b>	<b>1,638.00</b>	<b>-</b>	<b>1,294.52</b>	<b>1,294.52</b>		<b>962.64</b>	<b>962.64</b>			<b>3,895.16</b>

\* Mugalsarai does not have any land and existing park.

**Table 1.3: Abstract-Use of Funds on Projects: On Going and New**

State: Uttar Pradesh											FY 2016-17												
Amount in Rs Crore																							
SN	Sector	Total Project Invest_t	Committed Expenditure (if any) from Previous Year						Proposed Spending during Current Financial Year						Balance Carry Forward for Next Financial Year								
			Centre	State			ULB			Centre	State			ULB			Centre	State			ULB		
				14th FC	Others	Total	14th FC	Others	Total		14th FC	Others	Total	14th FC	Others	Total		14th FC	Others	Total	14th FC	Others	Total
1	Water Supply	2017.42							825.96		680.47	680.47			510.99	510.99							
2	Sewerage & Septage Manag_t	1795.84							771.09		589.48	589.48			435.27	435.27							
3	Drainage											0.00				0.00							
4	Urban Transport											0.00				0.00							
5	Others (Green Space & Parks)	81.90							40.95		24.57	24.57			16.38	16.38							
<b>Grand Total</b>		<b>3895.16</b>							<b>1638.00</b>		<b>1294.52</b>	<b>1294.52</b>			<b>962.64</b>	<b>962.64</b>							

**Table 1.4: Abstract- Plan for Achieving Service Level Benchmarks**

State: Uttar Pradesh				Current Mission Period: 2016-17					
Proposed Priority Projects	Total Project Cost (Rs Cr)	Indicator	Baseline	Annual Targets based on Master Plan (Increment from the Baseline Value)					
				FY 2016		FY 2017	FY 2018	FY 2019	FY 2020
				H1	H2				
<b>Water Supply</b>									
9587.95		1. Household level coverage of direct water supply connections	53.71%		2%	5%	5%	7%	
		2. Per capita quantum of water supplied	161 LPCD						
		3. Quality of water supplied	93%			2%	2%		
<b>Sewerage and Septage Management</b>									
30781.61	646.48	4. Coverage of latrines (individual or community)	90%		1%	3%	3%	3%	
		5. Coverage of sewerage network services	34%			2%	5%	5%	5%
		6. Efficiency of Collection of Sewerage	30%			2%	5%	5%	5%

**Table 1.4: Abstract- Plan for Achieving Service Level Benchmarks**

State: Uttar Pradesh				Current Mission Period: 2016-17					
Proposed Priority Projects	Total Project Cost (Rs Cr)	Indicator	Baseline	Annual Targets based on Master Plan (Increment from the Baseline Value)					
				FY 2016		FY 2017	FY 2018	FY 2019	FY 2020
				H1	H2				
		7. Efficiency in treatment	32%			2%	5%	5%	5%
<b>Drainage</b>									
		8. Coverage of storm water drainage network							
<b>Urban Transport</b>									
		9. Service Coverage of urban transport in the city							
		10. Availability of urban transport per 1000 population							

**Table 3.1: SAAP – Master Plan of All projects details to achieve universal coverage during the current Mission period based on Table 2.1 (SLIP) (FYs 2015-16 and 2019-20)**

Name of State: Uttar Pradesh				Current Mission Period: FY 2016-17			
Amount in Rs Crore							
Sr. No.	Name of ULB	Total number of projects to achieve universal coverage Water Supply	Estimated Cost Universal Coverage Water Supply	Total number of projects to achieve universal coverage Sewerage	Estimated Cost Universal Coverage Sewerage	Estimated Cost Universal Septage Manag_t	Number of years to achieve universal
1	2	3	4	5	6	7	8
1	Agra	4	161.84	3	1,440.12	-	5
2	Aligarh	3	4.41	3	776.99	49.52	5
3	Allahabad	1	451.00	3	538.65	-	5
4	Bareilly	3	16.88	2	384.50	-	5
5	Firozabad	1	0.60	3	385.69	-	5
6	Ghaziabad	2	865.29	3	684.02	-	5
7	Gorakhpur	2	38.00	2	1,338.00	-	5
8	Jhansi	1	224.50	3	1,787.87	-	5
9	Kanpur	1	135.00	3	2,565.00	-	5
10	Lucknow	3	445.00	0	5,950.00	-	5
11	Merrut	2	74.61	0	3,036.41	-	5
12	Moradabad	1	28.75	3	854.31	-	5
13	Saharanpur	2	26.86	3	412.22	2.88	5
14	Varanasi	2	146.47	2	1,101.07	-	5

**Table 3.1: SAAP – Master Plan of All projects details to achieve universal coverage during the current Mission period based on Table 2.1 (SLIP) (FYs 2015-16 and 2019-20)**

Name of State: Uttar Pradesh				Current Mission Period: FY 2016-17			
Amount in Rs Crore							
Sr. No.	Name of ULB	Total number of projects to achieve universal coverage Water Supply	Estimated Cost Universal Coverage Water Supply	Total number of projects to achieve universal coverage Sewerage	Estimated Cost Universal Coverage Sewerage	Estimated Cost Universal Septage Manag_t	Number of years to achieve universal
1	2	3	4	5	6	7	8
15	Akbarpur	3	9.63	3	43.53	-	5
16	Amroha	1	0.12	3	181.54	22.58	5
17	Azamgarh	1	4.37	3	40.81	10.87	5
18	Budaun	3	3.80	3	109.50	18.06	5
19	Bahraich	5	42.35	3	264.50	18.44	5
20	Ballia	2	4.52	2	31.87	-	5
21	Banda	2	16.92	3	309.09	13.49	5
22	Baraut	3	1.52	0	158.00	10.46	5
23	Basti	2	8.43	3	169.55	14.30	5
24	Bulandshahar	3	5.56	3	423.58	29.65	5
25	Chandausi	3	4.50	0	-	7.00	5
26	Deoria	3	4.72	3	100.92	14.20	5
27	Etah	3	2.78	3	260.93	-	5
28	Etawah	0	-	2	62.72	17.56	5

**Table 3.1: SAAP – Master Plan of All projects details to achieve universal coverage during the current Mission period based on Table 2.1 (SLIP) (FYs 2015-16 and 2019-20)**

Name of State: Uttar Pradesh				Current Mission Period: FY 2016-17			
Amount in Rs Crore							
Sr. No.	Name of ULB	Total number of projects to achieve universal coverage Water Supply	Estimated Cost Universal Coverage Water Supply	Total number of projects to achieve universal coverage Sewerage	Estimated Cost Universal Coverage Sewerage	Estimated Cost Universal Septage Manag_t	Number of years to achieve universal
1	2	3	4	5	6	7	8
29	faizabad	1	4.68	2	240.00	-	5
30	Farrukhabad	1	1.80	3	168.30	31.41	5
31	Fatehpur	2	1.00	3	186.26	15.69	5
32	Ghazipur	1	4.97	3	154.76	12.98	5
33	Gonda	3	3.62	3	170.64	11.81	5
34	Hapur	1	20.50	3	453.76	-	5
35	Hardoi	4	7.56	3	123.35	15.01	5
36	Hathras	2	16.01	3	94.40	14.17	5
37	Jaunpur	1	12.00	3	395.00	22.01	5
38	Kasganj	2	9.06	3	91.24	11.91	5
39	Khurja	2	4.39	3	136.55	9.60	5
40	Lakhimpur	1	27.60	0	525.00	-	5
41	Lalitpur	1	15.99	3	101.28	18.66	5
42	Loni	1	14.20	3	154.75	51.20	5



**Table 3.1: SAAP – Master Plan of All projects details to achieve universal coverage during the current Mission period based on Table 2.1 (SLIP) (FYs 2015-16 and 2019-20)**

Name of State: Uttar Pradesh				Current Mission Period: FY 2016-17			
Amount in Rs Crore							
Sr. No.	Name of ULB	Total number of projects to achieve universal coverage Water Supply	Estimated Cost Universal Coverage Water Supply	Total number of projects to achieve universal coverage Sewerage	Estimated Cost Universal Coverage Sewerage	Estimated Cost Universal Septage Manag_t	Number of years to achieve universal
1	2	3	4	5	6	7	8
43	Mainpuri	3	18.98	2	32.34	-	5
44	Mathura	3	94.67	3	843.74	-	5
45	Maunath	3	6.12	3	96.95	27.03	5
46	Mirzapur	3	90.89	3	214.76	-	5
47	Modinagar	1	0.03	3	553.44	-	5
48	Mughalsarai	1	2.56	3	39.91	-	5
49	Muzaffarnagar	1	3.05	3	372.87	22.00	5
50	Orai	3	4.43	3	83.26	20.65	5
51	Pilibhit	2	16.40	3	142.00	15.00	5
52	Raibareli	1	27.00	3	433.63	-	5
53	Rampur	2	1.72	3	328.80	-	5
54	Shahjahanpur	2	17.89	3	156.90	36.39	5
55	Shambhal	1	0.13	0	-	16.00	5
56	Shamli	3	2.55	3	191.45	16.39	5

**Table 3.1: SAAP – Master Plan of All projects details to achieve universal coverage during the current Mission period based on Table 2.1 (SLIP) (FYs 2015-16 and 2019-20)**

Name of State: Uttar Pradesh				Current Mission Period: FY 2016-17			
Amount in Rs Crore							
Sr. No.	Name of ULB	Total number of projects to achieve universal coverage Water Supply	Estimated Cost Universal Coverage Water Supply	Total number of projects to achieve universal coverage Sewerage	Estimated Cost Universal Coverage Sewerage	Estimated Cost Universal Septage Manag_t	Number of years to achieve universal
1	2	3	4	5	6	7	8
57	Shikohabad	1	0.04	2	393.29	-	5
58	Sitapur	3	25.07	3	196.85	15.95	5
59	Sultanpur	4	27.40	3	161.24	17.59	5
60	Unnao	3	48.00	2	133.50	16.02	5
	<b>Total</b>	<b>125</b>	<b>3258.72</b>	<b>153</b>	<b>30781.61</b>	<b>646.48</b>	<b>300</b>

**Table 3.2: SAAP - Sector Wise Breakup of Consolidated Investments for all ULBs in the State**

Name Of State: Uttar Pradesh

FY 2016-17

Amount in Rs Crore

Name of ULB	Water Supply	Sewerage and Septage Manag_t	Drainage	Urban Transport	Others (Parks and Green Spaces)	Reforms	Total
1	2	3	4	5	6	7	8
Agra	122.00	100.00			1.3156		223.3156
Aligarh	100.00	80.00			3.0000		183.0000
Allahabad	100.00	66.00			3.0000		169.0000
Bareilly	8.29	40.00			2.0000		50.2900
Firozabad	2.00	40.00			1.0848		43.0848
Ghaziabad	150.00	70.00			1.5010		221.5010
Gorakhpur	88.00	98.00			2.0000		188.0000
Jhansi	287.30	3.24			6.5220		297.0620
Kanpur	100.00	150.00			7.0000		257.0000
Lucknow	400.00	180.00			5.0000		585.0000
Meerut	28.00	100.00			6.4195		134.4195
Moradabad	10.00	50.00			1.3786		61.3786
Saharanpur	20.00	50.00			0.5120		70.5120
Varanasi	175.00	95.00			1.7200		271.7200

**Table 3.2: SAAP - Sector Wise Breakup of Consolidated Investments for all ULBs in the State**

Name Of State: Uttar Pradesh

FY 2016-17

Amount in Rs Crore

Name of ULB	Water Supply	Sewerage and Septage Manag_t	Drainage	Urban Transport	Others (Parks and Green Spaces)	Reforms	Total
1	2	3	4	5	6	7	8
Akbarpur	2.81	0.00			0.2415		3.0515
Amroha	0.00	0.00			0.8610		0.8610
Azamgarh	11.81	10.70			0.3150		22.8250
Bahraich	7.86	0.00			0.7063		8.5663
Ballia	1.70	15.00			0.6684		17.3684
Banda	3.50	21.00			2.8500		27.3500
Baraut	6.41	0.00			0.5169		6.9269
Basti	2.50	0.00			3.7000		6.2000
Budaun	0.20	0.00			0.4731		0.6731
Bulandshahar	2.74	80.00			0.5000		83.2400
Chandausi	7.86	0.00			0.5800		8.4400
Deoria	7.08	0.00			1.0000		8.0800
Etah	2.58	70.00			0.8600		73.4400
Etawah	0.00	0.00			0.6280		0.6280

**Table 3.2: SAAP - Sector Wise Breakup of Consolidated Investments for all ULBs in the State**

Name Of State: Uttar Pradesh

FY 2016-17

Amount in Rs Crore

Name of ULB	Water Supply	Sewerage and Septage Manag_t	Drainage	Urban Transport	Others (Parks and Green Spaces)	Reforms	Total
1	2	3	4	5	6	7	8
Faizabad	20.54	0.00			0.9000		21.4400
Farrukhabad	8.46	0.00			0.7570		9.2170
Fatehpur	2.00	0.00			0.3200		2.3200
Ghazipur	5.96	20.00			0.5984		26.5584
Gonda	5.50	0.00			0.3730		5.8730
Hapur	12.76	50.00			1.5246		64.2846
Hardoi	4.52	0.00			0.4300		4.9500
Hathras	15.00	0.00			1.9261		16.9261
Jaunpur	8.00	0.00			0.7978		8.7978
Kasganj	8.50	0.00			0.5890		9.0890
Khurja	4.50	0.00			0.5000		5.0000
Lakhimpur	19.68	0.00			0.6400		20.3200
Lalitpur	2.50	0.00			1.0000		3.5000
Loni	7.20	38.00			1.0940		46.2940

**Table 3.2: SAAP - Sector Wise Breakup of Consolidated Investments for all ULBs in the State**

Name Of State: Uttar Pradesh

FY 2016-17

Amount in Rs Crore

Name of ULB	Water Supply	Sewerage and Septage Manag_t	Drainage	Urban Transport	Others (Parks and Green Spaces)	Reforms	Total
1	2	3	4	5	6	7	8
Mainpuri	13.16	10.00			0.9754		24.1354
Mathura	34.13	60.00			0.8166		94.9466
Maunath	13.44	0.00			0.5000		13.9400
Mirzapur	29.80	40.00			0.2840		70.0840
Modinagar	0.62	40.00			0.5902		41.2102
Mughalsarai	8.91	0.00			0.0000		8.9100
Muzaffarnagar	0.50	37.90			1.6856		40.0856
Orai	2.50	10.00			1.0900		13.5900
Pilibhit	2.34	0.00			0.7996		3.1396
Raibareli	26.10	50.00			0.4960		76.5960
Rampur	11.66	91.00			0.5780		103.2380
Shahjahanpur	12.00	0.00			0.8772		12.8772
Shambhal	3.00	0.00			1.0820		4.0820
Shamli	10.86	0.00			0.2500		11.1100

**Table 3.2: SAAP - Sector Wise Breakup of Consolidated Investments for all ULBs in the State**

Name Of State: Uttar Pradesh

FY 2016-17

Amount in Rs Crore

Name of ULB	Water Supply	Sewerage and Septage Manag_t	Drainage	Urban Transport	Others (Parks and Green Spaces)	Reforms	Total
1	2	3	4	5	6	7	8
Shikohabad	2.08	0.00			0.3284		2.4084
Sitapur	11.12	0.00			1.5934		12.7134
Sultanpur	6.44	0.00			1.0000		7.4400
Unnao	56.00	30.00			1.1500		87.1500
<b>Total:</b>	<b>2017.42</b>	<b>1795.84</b>	<b>0</b>	<b>0</b>	<b>81.9000</b>	<b>0</b>	<b>3895.16</b>
<b>Total Project Investments</b>							<b>3895.16</b>
<b>Administrative and Other Expenses (A&amp;OE)</b>							<b>43.68</b>
<b>Grand Total</b>							<b>3938.84</b>

**Table 3.3: SAAP- ULB Wise Source of Funds for All Sectors**

Name Of State- Uttar Pradesh						FY : 2016-17					
SN	Name of ULB	Centre	State			ULB			Convergence	Others (e.g. incentive)	Total
			14th FC	Others	Total	14th FC	Others	Total			
			4	5	6	7	8	9			
1	Agra	74.2478		82.2047	82.2047		66.8631	66.8631			223.3156
2	Aligarh	91.5000		54.9000	54.9000		36.6000	36.6000			183.0000
3	Allahabad	56.5000		62.1000	62.1000		50.4000	50.4000			169.0000
4	Bareilly	25.1400		15.0900	15.0900		10.0600	10.0600			50.2900
5	Firozabad	21.5424		12.9254	12.9254		8.6170	8.6170			43.0848
6	Ghaziabad	73.5805		81.6203	81.6203		66.3002	66.3002			221.5010
7	Gorakhpur	94.0000		56.4000	56.4000		37.6000	37.6000			188.0000
8	Jhansi	148.5310		89.1066	89.1066		59.4244	59.4244			297.0620
9	Kanpur	86.5000		94.1000	94.1000		76.4000	76.4000			257.0000
10	Lucknow	194.5000		215.5000	215.5000		175.0000	175.0000			585.0000
11	Meerut	45.7798		48.9558	48.9558		39.6839	39.6839			134.4195
12	Moradabad	30.6893		18.4136	18.4136		12.2757	12.2757			61.3786
13	Saharanpur	35.2560		21.1536	21.1536		14.1024	14.1024			70.5120
14	Varanasi	90.2800		100.0960	100.0960		81.3440	81.3440			271.7200
15	Akbarpur	1.5307		0.9125	0.9125		0.6083	0.6083			3.0515
16	Amroha	0.4305		0.2583	0.2583		0.1722	0.1722			0.8610
17	Azamgarh	11.4275		6.8345	6.8345		4.5630	4.5630			22.8250



**Table 3.3: SAAP- ULB Wise Source of Funds for All Sectors**

Name Of State- Uttar Pradesh			FY : 2016-17								
SN	Name of ULB	Centre	State			ULB			Convergence	Others (e.g. incentive)	Total
			14th FC	Others	Total	14th FC	Others	Total			
			4	5	6	7	8	9			
18	Bahraich	4.2831		2.5719	2.5719		1.7113	1.7113			8.5663
19	Ballia	8.6842		5.2105	5.2105		3.4737	3.4737			17.3684
20	Banda	13.6750		8.2050	8.2050		5.4700	5.4700			27.3500
21	Baraut	3.4684		2.0751	2.0751		1.3834	1.3834			6.9269
22	Basti	3.1000		1.8600	1.8600		1.2400	1.2400			6.2000
23	Budaun	0.3366		0.2019	0.2019		0.1346	0.1346			0.6731
24	Bulandshahar	41.6200		24.9700	24.9700		16.6500	16.6500			83.2400
25	Chandausi	4.2200		2.5340	2.5340		1.6860	1.6860			8.4400
26	Deoria	4.0400		2.4200	2.4200		1.6200	1.6200			8.0800
27	Etah	36.7200		22.0280	22.0280		14.6920	14.6920			73.4400
28	Etawah	0.3140		0.1884	0.1884		0.1256	0.1256			0.6280
29	Faizabad	10.7200		6.4300	6.4300		4.2900	4.2900			21.4400
30	Farrukhabad	4.6085		2.7671	2.7671		1.8414	1.8414			9.2170
31	Fatehpur	1.1600		0.6960	0.6960		0.4640	0.4640			2.3200
32	Ghazipur	13.2792		7.9695	7.9695		5.3097	5.3097			26.5584
33	Gonda	2.9365		1.7619	1.7619		1.1746	1.1746			5.8730
34	Hapur	32.1423		19.2874	19.2874		12.8549	12.8549			64.2846

**Table 3.3: SAAP- ULB Wise Source of Funds for All Sectors**

Name Of State- Uttar Pradesh			FY : 2016-17								
SN	Name of ULB	Centre	State			ULB			Convergence	Others (e.g. incentive)	Total
			14th FC	Others	Total	14th FC	Others	Total			
			4	5	6	7	8	9			
35	Hardoi	2.4750		1.4890	1.4890		0.9860	0.9860			4.9500
36	Hathras	8.4631		5.0778	5.0778		3.3852	3.3852			16.9261
37	Jaunpur	4.3989		2.6393	2.6393		1.7596	1.7596			8.7978
38	Kasganj	4.5445		2.7267	2.7267		1.8178	1.8178			9.0890
39	Khurja	2.5000		1.5000	1.5000		1.0000	1.0000			5.0000
40	Lakhimpur	10.1600		6.0920	6.0920		4.0680	4.0680			20.3200
41	Lalitpur	1.7500		1.0500	1.0500		0.7000	0.7000			3.5000
42	Loni	23.1470		13.8882	13.8882		9.2588	9.2588			46.2940
43	Mainpuri	12.0577		7.2526	7.2526		4.8251	4.8251			24.1354
44	Mathura	47.4683		28.4850	28.4850		18.9933	18.9933			94.9466
45	Maunath	6.9700		4.1800	4.1800		2.7900	2.7900			13.9400
46	Mirzapur	35.0420		21.0252	21.0252		14.0168	14.0168			70.0840
47	Modinagar	20.6051		12.3671	12.3671		8.2380	8.2380			41.2102
48	Mughalsarai	4.4600		2.6700	2.6700		1.7800	1.7800			8.9100
49	Muzaffarnagar	20.0428		12.0257	12.0257		8.0171	8.0171			40.0856
50	Orai	6.7950		4.0770	4.0770		2.7180	2.7180			13.5900
51	Pilibhit	1.5698		0.9399	0.9399		0.6299	0.6299			3.1396

**Table 3.3: SAAP- ULB Wise Source of Funds for All Sectors**

Name Of State- Uttar Pradesh												FY : 2016-17	
SN	Name of ULB	Centre	State			ULB			Convergence	Others (e.g. incentive)	Total		
			14th FC	Others	Total	14th FC	Others	Total					
			4	5	6	7	8	9				10	11
52	Raibareli	38.2980		22.9788	22.9788		15.3192	15.3192			76.5960		
53	Rampur	51.6190		30.9734	30.9734		20.6456	20.6456			103.2380		
54	Shahjahanpur	6.4386		3.8632	3.8632		2.5754	2.5754			12.8772		
55	Shambhal	2.0410		1.2246	1.2246		0.8164	0.8164			4.0820		
56	Shamli	5.5550		3.3350	3.3350		2.2200	2.2200			11.1100		
57	Shikohabad	1.2042		0.7185	0.7185		0.4857	0.4857			2.4084		
58	Sitapur	6.3567		3.8180	3.8180		2.5387	2.5387			12.7134		
59	Sultanpur	3.7200		2.2300	2.2300		1.4900	1.4900			7.4400		
60	Unnao	43.5750		26.1450	26.1450		17.4300	17.4300			87.1500		
<b>Total:</b>		<b>1638.0000</b>		<b>1294.5200</b>	<b>1294.5200</b>		<b>962.6400</b>	<b>962.6400</b>			<b>3895.1600</b>		

**Table 3.4: SAAP - Year wise Share of Investment for All Sectors (ULB Wise)**

State: Uttar Pradesh

FY 2016-17

Amount in Rs Crore

SN	Name Of ULB	Total Project Invest_t	Committed Expenditure (if any) from Previous Year						Proposed Spending during Current Financial Year						Balance Carry Forward for Next Financial Year									
			Centre	State			ULB			Centre	State			ULB			Centre	State			ULB			
				14th FC	Others	Total	14th FC	Others	Total		14th FC	Others	Total	14th FC	Others	Total		14th FC	Others	Total				
1	2	3	4	5	6	7	8	9	10	11	12	13	14	15	16	17	18	19	20	21	22	23	24	
1	Agra	223.3156								74.2478		82.2047	82.2047		66.8631	66.8631								
2	Aligarh	183.0000								91.5000		54.9000	54.9000		36.6000	36.6000								
3	Allahabad	169.0000								56.5000		62.1000	62.1000		50.4000	50.4000								
4	Bareilly	50.2900								25.1400		15.0900	15.0900		10.0600	10.0600								
5	Firozabad	43.0848								21.5424		12.9254	12.9254		8.6170	8.6170								
6	Ghaziabad	221.5010								73.5805		81.6203	81.6203		66.3002	66.3002								
7	Gorakhpur	188.0000								94.0000		56.4000	56.4000		37.6000	37.6000								
8	Jhansi	297.0620								148.5310		89.1066	89.1066		59.4244	59.4244								
9	Kanpur	257.0000								86.5000		94.1000	94.1000		76.4000	76.4000								
10	Lucknow	585.0000								194.5000		215.5000	215.5000		175.0000	175.0000								
11	Meerut	134.4195								45.7798		48.9558	48.9558		39.6839	39.6839								
12	Moradabad	61.3786								30.6893		18.4136	18.4136		12.2757	12.2757								
13	Saharanpur	70.5120								35.2560		21.1536	21.1536		14.1024	14.1024								
14	Varanasi	271.7200								90.2800		100.0960	100.0960		81.3440	81.3440								
15	Akbarpur	3.0515								1.5307		0.9125	0.9125		0.6083	0.6083								
16	Amroha	0.8610								0.4305		0.2583	0.2583		0.1722	0.1722								
17	Azamgarh	22.8250								11.4275		6.8345	6.8345		4.5630	4.5630								
18	Bahraich	8.5663								4.2831		2.5719	2.5719		1.7113	1.7113								
19	Ballia	17.3684								8.6842		5.2105	5.2105		3.4737	3.4737								
20	Banda	27.3500								13.6750		8.2050	8.2050		5.4700	5.4700								
21	Baraut	6.9269								3.4684		2.0751	2.0751		1.3834	1.3834								
22	Basti	6.2000								3.1000		1.8600	1.8600		1.2400	1.2400								
23	Budaun	0.6731								0.3366		0.2019	0.2019		0.1346	0.1346								
24	Bulandshahar	83.2400								41.6200		24.9700	24.9700		16.6500	16.6500								
25	Chandausi	8.4400								4.2200		2.5340	2.5340		1.6860	1.6860								
26	Deoria	8.0800								4.0400		2.4200	2.4200		1.6200	1.6200								

**Table 3.4: SAAP - Year wise Share of Investment for All Sectors (ULB Wise)**

State: Uttar Pradesh

FY 2016-17

Amount in Rs Crore

SN	Name Of ULB	Total Project Invest_t	Committed Expenditure (if any) from Previous Year						Proposed Spending during Current Financial Year						Balance Carry Forward for Next Financial Year									
			Centre	State			ULB			Centre	State			ULB			Centre	State			ULB			
				14th FC	Others	Total	14th FC	Others	Total		14th FC	Others	Total	14th FC	Others	Total		14th FC	Others	Total				
1	2	3	4	5	6	7	8	9	10	11	12	13	14	15	16	17	18	19	20	21	22	23	24	
27	Etah	73.4400								36.7200		22.0280	22.0280		14.6920	14.6920								
28	Etawah	0.6280								0.3140		0.1884	0.1884		0.1256	0.1256								
29	Faizabad	21.4400								10.7200		6.4300	6.4300		4.2900	4.2900								
30	Farrukhabad	9.2170								4.6085		2.7671	2.7671		1.8414	1.8414								
31	Fatehpur	2.3200								1.1600		0.6960	0.6960		0.4640	0.4640								
32	Ghazipur	26.5584								13.2792		7.9695	7.9695		5.3097	5.3097								
33	Gonda	5.8730								2.9365		1.7619	1.7619		1.1746	1.1746								
34	Hapur	64.2846								32.1423		19.2874	19.2874		12.8549	12.8549								
35	Hardoi	4.9500								2.4750		1.4890	1.4890		0.9860	0.9860								
36	Hathras	16.9261								8.4631		5.0778	5.0778		3.3852	3.3852								
37	Jaunpur	8.7978								4.3989		2.6393	2.6393		1.7596	1.7596								
38	Kasganj	9.0890								4.5445		2.7267	2.7267		1.8178	1.8178								
39	Khurja	5.0000								2.5000		1.5000	1.5000		1.0000	1.0000								
40	Lakhimpur	20.3200								10.1600		6.0920	6.0920		4.0680	4.0680								
41	Lalitpur	3.5000								1.7500		1.0500	1.0500		0.7000	0.7000								
42	Loni	46.2940								23.1470		13.8882	13.8882		9.2588	9.2588								
43	Mainpuri	24.1354								12.0577		7.2526	7.2526		4.8251	4.8251								
44	Mathura	94.9466								47.4683		28.4850	28.4850		18.9933	18.9933								
45	Maunath	13.9400								6.9700		4.1800	4.1800		2.7900	2.7900								
46	Mirzapur	70.0840								35.0420		21.0252	21.0252		14.0168	14.0168								
47	Modinagar	41.2102								20.6051		12.3671	12.3671		8.2380	8.2380								
48	Mughalsarai	8.9100								4.4600		2.6700	2.6700		1.7800	1.7800								
49	Muzaffarnagar	40.0856								20.0428		12.0257	12.0257		8.0171	8.0171								
50	Orai	13.5900								6.7950		4.0770	4.0770		2.7180	2.7180								
51	Pilibhit	3.1396								1.5698		0.9399	0.9399		0.6299	0.6299								
52	Raibareli	76.5960								38.2980		22.9788	22.9788		15.3192	15.3192								

**Table 3.4: SAAP - Year wise Share of Investment for All Sectors (ULB Wise)**

State: Uttar Pradesh

FY 2016-17

Amount in Rs Crore

SN	Name Of ULB	Total Project Invest_t	Committed Expenditure (if any) from Previous Year						Proposed Spending during Current Financial Year						Balance Carry Forward for Next Financial Year									
			Centre	State			ULB			Centre	State			ULB			Centre	State			ULB			
				14th FC	Others	Total	14th FC	Others	Total		14th FC	Others	Total	14th FC	Others	Total		14th FC	Others	Total				
1	2	3	4	5	6	7	8	9	10	11	12	13	14	15	16	17	18	19	20	21	22	23	24	
53	Rampur	103.2380								51.6190		30.9734	30.9734		20.6456	20.6456								
54	Shahjahanpur	12.8772								6.4386		3.8632	3.8632		2.5754	2.5754								
55	Shambhal	4.0820								2.0410		1.2246	1.2246		0.8164	0.8164								
56	Shamli	11.1100								5.5550		3.3350	3.3350		2.2200	2.2200								
57	Shikohabad	2.4084								1.2042		0.7185	0.7185		0.4857	0.4857								
58	Sitapur	12.7134								6.3567		3.8180	3.8180		2.5387	2.5387								
59	Sultanpur	7.4400								3.7200		2.2300	2.2300		1.4900	1.4900								
60	Unnao	87.1500								43.5750		26.1450	26.1450		17.4300	17.4300								
Total:		3,895.1600	-	-	-	-	-	-	-	1,638.0000	-	1,294.5200	1,294.5200	-	962.6400	962.6400	-	-	-	-	-	-	-	-

**Table 3.5: State level Plan for Achieving Service Level Benchmarks**

State: Uttar Pradesh				Current Mission Period: 2016-17					
Proposed Priority Projects	Total Project Cost (Rs Cr)	Indicator	Baseline	Annual Targets based on Master Plan (Increment from the Baseline Value)					
				FY 2016		FY 2017	FY 2018	FY 2019	FY 2020
				H1	H2				
<b>Water Supply</b>									
9587.95		1. Household level coverage of direct water supply connections	53.71%		2%	5%	5%	7%	
		2. Per capita quantum of water supplied	161 LPCD						
		3. Quality of water supplied	93%			2%	2%		
<b>Sewerage and Septage Management</b>									
30781.61	646.48	4. Coverage of latrines (individual or community)	90%		1%	3%	3%	3%	
		5. Coverage of sewerage network services	34%			2%	5%	5%	5%
		6. Efficiency of Collection of Sewerage	30%			2%	5%	5%	5%

**Table 3.5: State level Plan for Achieving Service Level Benchmarks**

State: Uttar Pradesh				Current Mission Period: 2016-17					
Proposed Priority Projects	Total Project Cost (Rs Cr)	Indicator	Baseline	Annual Targets based on Master Plan (Increment from the Baseline Value)					
				FY 2016		FY 2017	FY 2018	FY 2019	FY 2020
				H1	H2				
		7. Efficiency in treatment	32%			2%	5%	5%	5%
<b>Drainage</b>									
		8. Coverage of storm water drainage network							
<b>Urban Transport</b>									
		9. Service Coverage of urban transport in the city							
		10. Availability of urban transport per 1000 population							



**Table 4: SAAP - Broad Proposed Allocations for Administrative and Other Expenses (A&OE)**

Name Of State- Uttar Pradesh				FY - 2016-17			
SN	Items proposed for A&OE	Total Allocation	Committed Expenditure from previous year (if any)	Proposed spending for Current Financial year	Amount in Rs Crore		
					Balance to Carry Forward		
					FY		
					17-18	18-19	19-20
1	2	3	4	5	6	7	8
1	Preparation of SLIP, SAAP and DPR	39.45	15.00	-	12.22	6.11	6.12
2	PDMC	26.30	-	3.83	6.57	6.57	6.57
3	Procuring Third Party Independent Review and Monitoring Agency (IRMA)	2.63	-	0.50	0.75	0.70	0.68
4	Publications (e-Newsletter, Guidelines, brochures etc.)	1.97	-	0.50	0.49	0.49	0.49
5	Capacity Building & Training	36.11	-	9.02	9.02	9.02	9.05
	CCBP, if applicable	12.49	-	-	-	-	-
	Others	19.35	-	4.83	4.83	4.83	4.86
6	Reform Implementation	65.75	-	11.27	21.59	16.43	16.46
7	Others (SMMU and CMMU and Supporting Cost)	71.43	-	13.73	17.85	17.85	17.85
	<b>Total</b>	<b>262.99</b>	<b>15.00</b>	<b>43.68</b>	<b>73.32</b>	<b>62.00</b>	<b>62.08</b>

**Table 5.2: SAAP-Reforms Type, Steps and Target for AMRUT Cities FY 2016-2017**

SN	Type	Steps	Implementation Timeline	Target to be set by States in SAAP			
				April to Sep, 2015	Oct, 2015 to Mar, 2016	April to Sep, 2016	Oct, 2016 to Mar, 2017
1	2	3	4	5	6	7	8
1	E-Governance	1. Coverage with E-MASS (from the date of hosting the software) <ul style="list-style-type: none"> <li>• Registration of Birth, Death and Marriage.</li> <li>• Water &amp; Sewerage Charges,</li> <li>• Grievance Redressal,</li> <li>• Property Tax,</li> <li>• Advertisement Tax,</li> <li>• Issuance of Licenses,</li> <li>• Building Permissions,</li> <li>• Mutations,</li> <li>• Payroll,</li> <li>• Pension etc.</li> </ul>	24 Months				March, 2017
2	Constitution and professionalization of municipal cadre	1. Establishment of municipal cadre. 2. Cadre linked training.	24 Months				March, 2017
3	Augmenting double entry accounting	1. Appointment of internal auditor.	24 Months				March, 2017

Table 5.2: SAAP-Reforms Type, Steps and Target for AMRUT Cities FY 2016-2017

SN	Type	Steps	Implementation Timeline	Target to be set by States in SAAP			
				April to Sep, 2015	Oct, 2015 to Mar, 2016	April to Sep, 2016	Oct, 2016 to Mar, 2017
1	2	3	4	5	6	7	8
4	Urban Planning and City Development Plans.	1. Make a State Level policy for implementing the parameters given in the National Mission for sustainable Habitat.	24 Months				March, 2017
5	Devolution of funds and functions	1. Implementation of SFC recommendations within timeline.	24 Months				March, 2017
6	Review of Building by-laws	1. State to formulate a policy and action plan for having a solar roof top in all building having an area greater than 500 square meters and all public buildings.	24 Months				March, 2017
		2. State to formulate a policy and action plan for having Rainwater harvesting structures in all commercial, public buildings and new buildings on plots of 300sq. meters and above.					
7	Set-up financial intermediary at state level	1. Establish and operationalize financial intermediary-pool finance, access external funds, float municipal bonds.	24 Months				March, 2017

Table 5.2: SAAP-Reforms Type, Steps and Target for AMRUT Cities FY 2016-2017

SN	Type	Steps	Implementation Timeline	Target to be set by States in SAAP			
				April to Sep, 2015	Oct, 2015 to Mar, 2016	April to Sep, 2016	Oct, 2016 to Mar, 2017
1	2	3	4	5	6	7	8
8	Credit Rating	1. Complete the credit ratings of the ULBs.	24 Months				March, 2017
9	Energy and Water audit	1. Give incentives for green buildings (e.g. rebate in property tax or charges connected to building permission/development charges.)	24 Months				March, 2017

**Table 5.5 : SAAP: Self- Evaluation for Reporting Progress on Reform Implementation**

State: Uttar Pradesh		FY - 2016-17		
SN	Name of ULB	Maximum Score possible during the year	Score obtained ULB Wise	ULB Wise Score card
1	2	3	4	5
1	Agra	280	270	96.43
2	Aligarh	280	280	100.00
3	Allahabad	280	280	100.00
4	Bareilly	280	280	100.00
5	Firozabad	280	250	89.29
6	Ghaziabad	280	280	100.00
7	Gorakhpur	280	270	96.43
8	Jhansi	280	280	100.00
9	Kanpur	280	280	100.00
10	Lucknow	280	280	100.00
11	Meerut	280	260	92.86
12	Moradabad	280	240	85.71
13	Saharanpur	280	280	100.00
14	Varanasi	280	270	96.43
15	Akbarpur	280	230	82.14
16	Amroha	280	240	85.71

**Table 5.5 : SAAP: Self- Evaluation for Reporting Progress on Reform Implementation**

State: Uttar Pradesh		FY - 2016-17		
SN	Name of ULB	Maximum Score possible during the year	Score obtained ULB Wise	ULB Wise Score card
1	2	3	4	5
17	Azamgarh	280	270	96.43
18	Budaun	280	230	82.14
19	Bahraich	280	210	75.00
20	Ballia	280	240	85.71
21	Banda	280	260	92.86
22	Baraut	280	260	92.86
23	Basti	280	270	96.43
24	Bulandshahar	280	260	92.86
25	Chandausi	280	260	92.86
26	Deoria	280	270	96.43
27	Etah	280	260	92.86
28	Etawah	280	270	96.43
29	Faizabad	280	250	89.29
30	Farrukhabad	280	270	96.43
31	Fatehpur	280	280	100.00
32	Ghazipur	280	280	100.00

**Table 5.5 : SAAP: Self- Evaluation for Reporting Progress on Reform Implementation**

State: Uttar Pradesh		FY - 2016-17		
SN	Name of ULB	Maximum Score possible during the year	Score obtained ULB Wise	ULB Wise Score card
1	2	3	4	5
33	Gonda	280	260	92.86
34	Hapur	280	230	82.14
35	Hardoi	280	270	96.43
36	Hathras	280	270	96.43
37	Jaunpur	280	250	89.29
38	Kasganj	280	260	92.86
39	Khurja	280	260	92.86
40	Lakhimpur	280	250	89.29
41	Lalitpur	280	250	89.29
42	Loni	280	270	96.43
43	Mainpuri	280	260	92.86
44	Mathura	280	280	100.00
45	Maunath	280	270	96.43
46	Mirzapur	280	260	92.86
47	Modinagar	280	260	92.86
48	Mughalsarai	280	230	82.14

**Table 5.5 : SAAP: Self- Evaluation for Reporting Progress on Reform Implementation**

State: Uttar Pradesh		FY - 2016-17		
SN	Name of ULB	Maximum Score possible during the year	Score obtained ULB Wise	ULB Wise Score card
1	2	3	4	5
49	Muzaffarnagar	280	260	92.86
50	Orai	280	280	100.00
51	Pilibhit	280	260	92.86
52	Raibareli	280	260	92.86
53	Rampur	280	270	96.43
54	Shahjahanpur	280	270	96.43
55	Shambhal	280	260	92.86
56	Shamli	280	240	85.71
57	Shikohabad	280	260	92.86
58	Sitapur	280	230	82.14
59	Sultanpur	280	270	96.43
60	Unnao	280	230	82.14
<i>Total:</i>		16800	15630	93.04
<b>Overall State Score (%)</b>		<b>93.04</b>		



Table 7.2: Annual Action Plan for Capacity Building

Name Of State: Uttar Pradesh		FY: 2016-17								
Number of Mission Cities in AMRUT		60+1=61			<i>NPP Ayodhya newly added to list.</i>					
Form 7.2.1 -Fund Requirement for Individual Capacity Building at ULB Level										
SN	Name of ULB	Total numbers to be trained in the current financial year, Department wise						Name of the Training Institution (s) identified	No. of Training Programmes to be conducted	Fund Reqd. in current FY (₹ in Crore)
		Elected Reprs.	Finance Dept.	Engineering Dept.	Town Planning Dept.	Admin. Dept.	Total			
1	Elected Representative	1260					1260		160	9.02
2	Centralized		90	210	-	150	450			
3	Non Centralized Services (AMRUT Cities)					390	390			
4	Non Centralized Services (other than AMRUT Cities)					300	300			
<b>Total</b>		<b>1260</b>	<b>90</b>	<b>210</b>	<b>0</b>	<b>840</b>	<b>2400</b>		<b>160</b>	<b>9.02</b>

**Form : 7.2.2 Fund requirement at State Level**

Name of State: Uttar Pradesh

FY 2016-17

Figure in Rs Crore

Sl. No.	State Level activities	Total expenditure upto current FY	Unspent funds available from earlier releases	Funds required for the current FY
1	RPMC (SMMU)	0.34	3.37	10.36
2	UMC			0.00
3	Others (Workshops, Seminars, etc.) are approved by NIUA			3.12
4	Institutional/ Reform			11.27
	<b>Total</b>	<b>0.34</b>	<b>3.37</b>	<b>24.75</b>

**Form : 7.2.3 Total Fund Requirement for Capacity Building****Name of State: Uttar Pradesh****FY 2016-17**

<b>Sl. No.</b>	<b>Fund requirement</b>	<b>Individual (Training &amp; Workshop)</b>	<b>Institutional/ Reform</b>	<b>SMMU/RPMC/CMMU</b>	<b>Others</b>	<b>Total (In Crore)</b>
<b>1</b>	Total release since start of Mission (2015)	<b>0.00</b>	<b>0.00</b>	<b>0.00</b>	<b>0.00</b>	<b>0.00</b>
<b>2</b>	Total utilisation-Central Share	<b>0.00</b>	<b>0.00</b>	<b>0.00</b>	<b>0.00</b>	<b>0.00</b>
<b>3</b>	Balance available-Central Share	<b>0.00</b>	<b>0.00</b>	<b>3.37</b>	<b>0.00</b>	<b>0.00</b>
<b>4</b>	Amount required-Central Share	<b>9.02</b>	<b>11.27</b>	<b>13.73</b>	<b>4.83</b>	<b>38.85</b>
<b>5 (4-3)</b>	Total fund required for capacity building in current FY 2016-17	<b>9.02</b>	<b>11.27</b>	<b>10.36</b>	<b>4.83</b>	<b>35.48</b>

## Form 7.2.4 Details of Institutional Capacity Building

### **Q1- Is the State willing to revise their town planning laws and rules to include land pooling?**

*Response: Yes, Uttar Pradesh state is willing to revise town planning laws and rules to include land pooling.*

### **Q2- List of ULBs willing to have a credit rating done as the first step to issue bonds?**

*Response: Initially Credit Rating will be done in Cities covered under Smart City Mission thereafter other AMRUT cities will be covered in phased manner.*

### **Q3- Is the State willing to integrate all work done in GIS in order to make GIS useful for decision making in ULBs?**

*Response: Yes, State of Uttar Pradesh is willing to integrate all work done in GIS to make GIS useful for decision making in ULBs.*

### **Q4- Is the State willing to take assistance for using land as a fiscal tool in ULBs?**

*Response: In the state of Uttar Pradesh government has already issued a direction to develop vacant land for commercial purpose on public private partnership basis and also urban local bodies have been directed to dispose of uneconomical land for revenue generation and all earnings from such land is being pooled as infrastructure fund known as “Awasthapana Nidhi” to be used for infrastructure projects. U.P. Municipal Corporation Act / Municipalities Act empowers the Urban Local Bodies to impose 2% additional stamp duty as surcharge on transaction of land in the state and this fund is also used for funding of infrastructure projects in the state. Further both the Act also empowers ULB to impose Betterment Tax.*

**Q5- Does the State require assistance to professionalize the municipal cadre?**

*Response: The state of Uttar Pradesh already has 24 different cadre at State Level that is called “Uttar Pradesh Palika Centralized Services”. These services include Administrative, Engineering, Water Works, Revenue, Tax, Health, Sanitary Services, Veterinary Services, Traffic and Transportation, Environmental and Office Superintendent.*

**Q6- Does the State require assistance to reduce non-revenue water in ULBs?**

*Response: Yes the State of Uttar Pradesh requires assistance to reduce non-revenue water in ULBs.*

**Q7- Does the State require assistance to improve property tax assessment and collections in ULBs?**

*Response: Yes state requires assistance to improve property tax assessment and collection in ULBs. State government has already constituted independent Tax Regulatory Board which will assist ULB is improving the property Tax and user charges for enhancing the revenue of the urban local bodies.*

**Q8- Does the State require assistance to establish a financial intermediary?**

*Response: Yes State requires assistance to establish a financial intermediary. State will consider floating of municipal bonds after credit rating of urban local bodies.*

**Table 7.4: Quarterly Score Cards for States  
Financial and physical progress on Capacity Building (State level)**

State: Uttar Pradesh				FY: 2016-17			
Total No of ULBs-61				Quarter ending- March 2016			
Number of ULBs above/below proportionate target (from table 7.3 of AMRUT guideline)	Name of the department/position	Physical		Financial (Rs Crore)		Total number trained, if relevant, upto quarter	Total funds utilized upto quarter (Rs Cr)
		Total target in FY	Proportionate target upto quarter	Funds allocated in current FY	Proportionate target upto quarter		
above	Individual training	1500	1500	1.6	1.6	201	0.28
	Institutional capacity building						
Below	RPMC and UMC						
	Other- specify						
	Other-specify						

**Form 7.2.1 - Fund Requirement for Individual Capacity Building at ULB level (ULB wise)**

Name of State: Uttar Pradesh

FY 2016-17

Sl. No.	Name of ULB	Total numbers to be trained in the current financial year, department wise						Name of the Training Institution (s) identified	No. of Training Programmes to be conducted	Fund Reqd. in current FY (₹ in Crore)
		Elected Reprs.	Finance Dept.	Engineering Dept.	Town Planning Dept.	Admin. Dept.	Total			
<i>1</i>	<i>2</i>	<i>3</i>	<i>4</i>	<i>5</i>	<i>6</i>	<i>7</i>	<i>8</i>	<i>9</i>	<i>10</i>	<i>11</i>
1	Achhnera (NPP)	2	1	2	0	3	8			
2	Auraiya (NPP)	2	1	2	0	3	8			
3	Nanpara (NPP)	2	1	2	0	3	8			
4	Rasra (NPP)	2	1	2	0	3	8			
5	Atarra (NPP)	2	1	2	0	3	8			
6	Dataganj (NPP)	2	1	2	0	3	8			
7	Bindki (NPP)	2	1	2	0	3	8			
8	Barua Sagar (NPP)	2	1	2	0	3	8			
9	Charkhari (NPP)	2	1	2	0	3	8			
10	Sardhana (NPP)	2	1	2	0	3	8			
11	Ahraura (NPP)	2	1	2	0	3	8			
12	Bahjoi (NPP)	2	1	2	0	3	8			
13	Bansi (NPP)	2	1	2	0	3	8			
14	Ramnagar (NPP)	2	1	2	0	3	8			
15	Agra (M Corp.)	2	1	4	0	3	10			
16	Bah (NPP)	2		1	0	3	6			
17	Etmadpur (NPP)	2		1	0	3	6			
18	Fatehpur Sikri (NPP)	2		1	0	3	6			
19	Shamsabad (NPP)	2		1	0	3	6			
20	Dayalbagh (NP)	2			0	3	5			
21	Fatehabad (NP)	2			0	3	5			
22	Jagner (NP)	2			0	3	5			
23	Kheragarh (NP)	2			0	3	5			

**Form 7.2.1 - Fund Requirement for Individual Capacity Building at ULB level (ULB wise)**

Name of State: Uttar Pradesh

FY 2016-17

Sl. No.	Name of ULB	Total numbers to be trained in the current financial year, department wise						Name of the Training Institution (s) identified	No. of Training Programmes to be conducted	Fund Reqd. in current FY (₹ in Crore)
		Elected Reprs.	Finance Dept.	Engineering Dept.	Town Planning Dept.	Admin. Dept.	Total			
<i>1</i>	<i>2</i>	<i>3</i>	<i>4</i>	<i>5</i>	<i>6</i>	<i>7</i>	<i>8</i>	<i>9</i>	<i>10</i>	<i>11</i>
24	Kiraoali (NP)	2			0	3	5			
25	Pinahat (NP)	2			0	3	5			
26	Swamibagh (NP)	2			0	3	5			
27	Aligarh (M Corp.)	2	1	4	0	3	10			
28	Khair (NPP)	2		1	0	3	6			
29	Atrauli (NPP)	2		1	0	3	6			
30	Beswan (NP)	2			0	3	5			
31	Chharra (NP)	2			0	3	5			
32	Harduaganj (NP)	2			0	3	5			
33	Iglas (NP)	2			0	3	5			
34	Jalali (NP)	2			0	3	5			
35	Jattari (NP)	2			0	3	5			
36	Kauriaganj (NP)	2			0	3	5			
37	Pilkhana (NP)	2			0	3	5			
38	Vijaigarh (NP)	2			0	3	5			
39	Allahabad (M Corp.)	2	1	4	0	3	10			
40	Bharatganj (NP)	2			0	3	5			
41	Handia (NP)	2			0	3	5			
42	Jhusi (NP)	2			0	3	5			
43	Koraon (NP)	2			0	2	4			
44	Lal Gopalganj (NP)	2			0	2	4			
45	Mau Aima (NP)	2			0	2	4			
46	Phulpur (NP)	2			0	2	4			



**Form 7.2.1 - Fund Requirement for Individual Capacity Building at ULB level (ULB wise)**

Name of State: Uttar Pradesh

FY 2016-17

Sl. No.	Name of ULB	Total numbers to be trained in the current financial year, department wise					Name of the Training Institution (s) identified	No. of Training Programmes to be conducted	Fund Reqd. in current FY (₹ in Crore)	
		Elected Reprs.	Finance Dept.	Engineering Dept.	Town Planning Dept.	Admin. Dept.				Total
<i>1</i>	<i>2</i>	<i>3</i>	<i>4</i>	<i>5</i>	<i>6</i>	<i>7</i>	<i>8</i>	<i>9</i>	<i>10</i>	<i>11</i>
47	Shankargarh (NP)	2			0	2	4			
48	Sirsa (NP)	2			0	2	4			
49	Akbarpur (NPP)	2	1	2	0	3	8			
50	Jalalpur (NPP)	2		1	0	2	5			
51	Tanda (NPP)	2		1	0	2	5			
52	Ashrafpur Kichhauchha (NP)	2			0	2	4			
53	Iltifatganj (NP)	2			0	2	4			
54	Jais (NPP)	2		1	0	2	5			
55	Gauriganj (NPP)			1	0	2	3			
56	Amethi (NP)	2			0	2	4			
57	Musafirkhana (NP)	2			0	2	4			
58	Amroha (NPP)	2	1	2	0	3	8			
59	Bachhraon (NPP)	2			0	2	4			
60	Dhanaura (NPP)	2			0	2	4			
61	Hasanpur (NPP)	2			0	2	4			
62	Gajraula (NP)	2			0	3	5			
63	Joya (NP)	2			0	2	4			
64	Naugawan Sadat (NP)	2			0	2	4			
65	Ujhari (NP)	2			0	2	4			
66	Achhalda (NP)	2			0	2	4			
67	Atasu (NP)	2			0	2	4			
68	Babarpur Ajitmal (NP)	2			0	2	4			
69	Bidhuna (NP)	2			0	2	4			

**Form 7.2.1 - Fund Requirement for Individual Capacity Building at ULB level (ULB wise)**

Name of State: Uttar Pradesh

FY 2016-17

Sl. No.	Name of ULB	Total numbers to be trained in the current financial year, department wise						Name of the Training Institution (s) identified	No. of Training Programmes to be conducted	Fund Reqd. in current FY (₹ in Crore)
		Elected Reprs.	Finance Dept.	Engineering Dept.	Town Planning Dept.	Admin. Dept.	Total			
<b>1</b>	<b>2</b>	<b>3</b>	<b>4</b>	<b>5</b>	<b>6</b>	<b>7</b>	<b>8</b>	<b>9</b>	<b>10</b>	<b>11</b>
70	Dibiyapur (NP)	2			0	1	3			
71	Phaphund (NP)	2			0	1	3			
72	Azamgarh (NPP)	2	1	2	0	3	8			
73	Mubarakpur (NPP)	2			0	1	3			
74	Azmatgarh (NP)	2			0	1	3			
75	Atrauliya (NP)	2			0	1	3			
76	Bilariaganj (NP)	2			0	1	3			
77	Jiyanpur (NP)	2			0	1	3			
78	Katghar Lalganj (NP)	2			0	1	3			
79	Mahrajganj (NP)	2			0	1	3			
80	Mehrnagar (NP)	2			0	1	3			
81	Nizamabad (NP)	2			0	1	3			
82	Phulpur (NP)	2			0	1	3			
83	Sarai Mir (NP)	2			0	1	3			
84	Mahul				0	1	1			
85	Baghpat (NPP)	2	1	2	0	2	7			
86	Baraut (NPP)	2	1	2	0	3	8			
87	Khekada (NPP)	2			0	1	3			
88	Agarwal Mandi (NP)	2			0	1	3			
89	Aminagar Sarai (NP)	2			0	1	3			
90	Chhaprauli (NP)	2			0	1	3			
91	Doghat (NP)	2			0	1	3			
92	Tikri (NP)	2			0	1	3			

**Form 7.2.1 - Fund Requirement for Individual Capacity Building at ULB level (ULB wise)**

Name of State: Uttar Pradesh

FY 2016-17

Sl. No.	Name of ULB	Total numbers to be trained in the current financial year, department wise						Name of the Training Institution (s) identified	No. of Training Programmes to be conducted	Fund Reqd. in current FY (₹ in Crore)
		Elected Reprs.	Finance Dept.	Engineering Dept.	Town Planning Dept.	Admin. Dept.	Total			
<i>1</i>	<i>2</i>	<i>3</i>	<i>4</i>	<i>5</i>	<i>6</i>	<i>7</i>	<i>8</i>	<i>9</i>	<i>10</i>	<i>11</i>
93	Bahraich (NPP)	2	1	2	0	3	8			
94	Jarwal (NP)	2			0	1	3			
95	Risiya (NP)	2			0	1	3			
96	Ballia (NPP)	2	1	2	0	3	8			
97	Bansdih (NP)	2			0	1	3			
98	Belthara Road (NP)	2			0	1	3			
99	Chitbara Gaon (NP)	2			0	1	3			
100	Maniyar (NP)	2			0	1	3			
101	Reoti (NP)	2			0	1	3			
102	Sahatwar (NP)	2			0	1	3			
103	Sikanderpur (NP)	2			0	1	3			
104	Balrampur (NPP)	2	1	2	0	2	7			
105	Utraula (NPP)	2			0	1	3			
106	Pachperwa (NP)	2			0	1	3			
107	Tulsipur (NP)	2			0	1	3			
108	Banda (NPP)	2	1	2	0	3	8			
109	Baberu (NP)	2			0	1	3			
110	Bisanda Buzurg (NP)	2			0	1	3			
111	Mataundh (NP)	2			0	1	3			
112	Naraini (NP)	2			0	1	3			
113	Oran (NP)	2			0	1	3			
114	Tindwari (NP)	2			0	1	3			
115	Nawabganj (NPP)	2	1	2	0	2	7			

**Form 7.2.1 - Fund Requirement for Individual Capacity Building at ULB level (ULB wise)**

Name of State: Uttar Pradesh

FY 2016-17

Sl. No.	Name of ULB	Total numbers to be trained in the current financial year, department wise						Name of the Training Institution (s) identified	No. of Training Programmes to be conducted	Fund Reqd. in current FY (₹ in Crore)
		Elected Reprs.	Finance Dept.	Engineering Dept.	Town Planning Dept.	Admin. Dept.	Total			
<i>1</i>	<i>2</i>	<i>3</i>	<i>4</i>	<i>5</i>	<i>6</i>	<i>7</i>	<i>8</i>	<i>9</i>	<i>10</i>	<i>11</i>
116	Banki (NP)	2			0	1	3			
117	Dariyabad (NP)	2			0	1	3			
118	Dewa (NP)	2			0	1	3			
119	Fatehpur (NP)	2			0	1	3			
120	Haidergarh (NP)	2			0	1	3			
121	Zaidpur (NP)	2			0	1	3			
122	Ramnagar (NP)	2			0	1	3			
123	Satrikh (NP)	2			0	1	3			
124	Siddhaur (NP)	2			0	1	3			
125	Subeha (NP)	2			0	1	3			
126	Tikait Nagar (NP)	2			0	1	3			
127	Bareilly (M Corp.)	2	1	4	0	3	10			
128	Aonla (NPP)	2			0	1	3			
129	Baheri (NPP)	2			0	1	3			
130	Faridpur (NPP)	2			0	1	3			
131	Nawabganj (NPP)	2			0	1	3			
132	Bisharatganj (NP)	2			0	1	3			
133	Deoranian (NP)	2			0	1	3			
134	Dhaura Tanda (NP)	2			0	1	3			
135	Faridpur (NP)	2			0	1	3			
136	Fatehganj Purvi (NP)	2			0	1	3			
137	Fatehganj Pashchimi (NP)	2			0	1	3			
138	Mirganj (NP)	2			0	1	3			

**Form 7.2.1 - Fund Requirement for Individual Capacity Building at ULB level (ULB wise)**

Name of State: Uttar Pradesh

FY 2016-17

Sl. No.	Name of ULB	Total numbers to be trained in the current financial year, department wise						Name of the Training Institution (s) identified	No. of Training Programmes to be conducted	Fund Reqd. in current FY (₹ in Crore)
		Elected Reprs.	Finance Dept.	Engineering Dept.	Town Planning Dept.	Admin. Dept.	Total			
<i>1</i>	<i>2</i>	<i>3</i>	<i>4</i>	<i>5</i>	<i>6</i>	<i>7</i>	<i>8</i>	<i>9</i>	<i>10</i>	<i>11</i>
139	Richha (NP)	2			0	1	3			
140	Rithora (NP)	2			0	1	3			
141	Sainthal (NP)	2			0	1	3			
142	Shahi (NP)	2			0	1	3			
143	Shishgarh (NP)	2			0	1	3			
144	Shergarh (NP)	2			0	1	3			
145	Sirauli (NP)	2			0	1	3			
146	Thiriya Nizawat Khan (NP)	2			0	1	3			
147	<b>Basti (NPP)</b>	2	1	2	0	3	8			
148	Bhabnan Bazar (NP)	2			0	1	3			
149	Harraiya (NP)	2			0	1	3			
150	Rudhauri Bazar				0	1	1			
151	Afzalgarh (NPP)	2			0	1	3			
152	<b>Bijnore (NPP)</b>	2	1	2	0	2	7			
153	Chandpur (NPP)	2			0	1	3			
154	Dhampur (NPP)	2			0	1	3			
155	Haldaur (NPP)	2			0	1	3			
156	Kiratpur (NPP)	2			0	1	3			
157	Nagina (NPP)	2			0	1	3			
158	Najibabad (NPP)	2			0	1	3			
159	Nehtaur (NPP)	2			0	1	3			
160	Noorpur (NPP)	2			0	1	3			
161	Seohara (NPP)	2			0	1	3			

**Form 7.2.1 - Fund Requirement for Individual Capacity Building at ULB level (ULB wise)**

Name of State: Uttar Pradesh

FY 2016-17

Sl. No.	Name of ULB	Total numbers to be trained in the current financial year, department wise						Name of the Training Institution (s) identified	No. of Training Programmes to be conducted	Fund Reqd. in current FY (₹ in Crore)
		Elected Reprs.	Finance Dept.	Engineering Dept.	Town Planning Dept.	Admin. Dept.	Total			
<i>1</i>	<i>2</i>	<i>3</i>	<i>4</i>	<i>5</i>	<i>6</i>	<i>7</i>	<i>8</i>	<i>9</i>	<i>10</i>	<i>11</i>
162	Sherkot (NPP)	2			0	1	3			
163	Warhapur (NP)	2			0	1	3			
164	Jalalabad (NP)	2			0	1	3			
165	Jhalu (NP)	2			0	1	3			
166	Mandawar (NP)	2			0	1	3			
167	Sahanpur (NP)	2			0	1	3			
168	Sahaspur (NP)	2			0	1	3			
169	Bilsi (NPP)	2			0	1	3			
170	Bisauli (NPP)	2			0	1	3			
171	Budaun (NPP)	2	1	2	0	2	7			
172	Kakrala (NPP)	2			0	1	3			
173	Sahaswan (NPP)	2			0	1	3			
174	Ujhani (NPP)	2			0	1	3			
175	Allapur (NP)	2			0	1	3			
176	Faizganj (NP)	2			0	1	3			
177	Gulariya (NP)	2			0	1	3			
178	Islamnagar (NP)	2			0	1	3			
179	Kachhla (NP)	2			0	1	3			
180	Kunwargaon (NP)	2			0	1	3			
181	Mundiya (NP)	2			0	1	3			
182	Rudayan (NP)	2			0	1	3			
183	Saidpur (NP)	2			0	1	3			
184	Sakhanu (NP)	2			0	1	3			

**Form 7.2.1 - Fund Requirement for Individual Capacity Building at ULB level (ULB wise)**

Name of State: Uttar Pradesh

FY 2016-17

Sl. No.	Name of ULB	Total numbers to be trained in the current financial year, department wise						Name of the Training Institution (s) identified	No. of Training Programmes to be conducted	Fund Reqd. in current FY (₹ in Crore)
		Elected Reprs.	Finance Dept.	Engineering Dept.	Town Planning Dept.	Admin. Dept.	Total			
<i>1</i>	<i>2</i>	<i>3</i>	<i>4</i>	<i>5</i>	<i>6</i>	<i>7</i>	<i>8</i>	<i>9</i>	<i>10</i>	<i>11</i>
185	Usehat (NP)	2			0	1	3			
186	Usawan (NP)	2			0	1	3			
187	Wazirganj (NP)	2			0	1	3			
188	Anupshahr (NPP)	2			0	1	3			
189	Bulandshahr (NPP)	2	1	2	0	3	8			
190	Dibai (NPP)	2			0	1	3			
191	Gulaoti (NPP)	2			0	1	3			
192	Jahangirabad (NPP)	2			0	1	3			
193	Khurja (NPP)	2	1	2	0	2	7			
194	Sikandrabad (NPP)	2			0	1	3			
195	Shikarpur (NPP)	2			0	1	3			
196	Siana (NPP)	2			0	1	3			
197	Aurangabad (NP)	2			0	1	3			
198	Bhawan Bahadurnagar (NP)	2			0	1	3			
199	Bugrasi (NP)	2			0	1	3			
200	Chhatari (NP)	2			0	1	3			
201	Khanpur (NP)	2			0	1	3			
202	Naraura (NP)	2			0	1	3			
203	Pahasu (NP)	2			0	1	3			
204	Kakod (NP)	2			0	1	3			
205	Mughalsarai (NPP)	2	1	2	0	2	7			
206	Chakia (NP)	2			0	1	3			
207	Chandauli (NP)	2			0	1	3			

**Form 7.2.1 - Fund Requirement for Individual Capacity Building at ULB level (ULB wise)**

Name of State: Uttar Pradesh

FY 2016-17

Sl. No.	Name of ULB	Total numbers to be trained in the current financial year, department wise						Name of the Training Institution (s) identified	No. of Training Programmes to be conducted	Fund Reqd. in current FY (₹ in Crore)
		Elected Reprs.	Finance Dept.	Engineering Dept.	Town Planning Dept.	Admin. Dept.	Total			
<i>1</i>	<i>2</i>	<i>3</i>	<i>4</i>	<i>5</i>	<i>6</i>	<i>7</i>	<i>8</i>	<i>9</i>	<i>10</i>	<i>11</i>
208	Saiyad Raza (NP)	2			0	1	3			
209	Chitrakootdham Karwi (NPP)	2	1	2	0	2	7			
210	Manikpur Sarhat (NP)	2			0	1	3			
211	Rajapur (NP)	2			0	1	3			
212	Deoria (NPP)	2	1	2	0	2	7			
213	Gaura Barhaj (NPP)	2			0	1	3			
214	Bhatni Bazar (NP)	2			0	1	3			
215	Bhatpar Rani (NP)	2			0	1	3			
216	Gauri Bazar (NP)	2			0	1	3			
217	Lar (NP)	2			0	1	3			
218	Majhauriraj (NP)	2			0	1	3			
219	Rampur Karkhana (NP)	2			0	1	3			
220	Rudrapur (NP)	2			0	1	3			
221	Salempur (NP)	2			0	1	3			
222	Aliganj (NPP)	2			0	1	3			
223	Jalesar (NPP)	2			0	1	3			
224	Marehra (NPP)	2			0	1	3			
225	Etah (NPP)	2	1	2	0	2	7			
226	Awagarh (NP)	2			0	1	3			
227	Nidhauri Kalan (NP)	2			0	1	3			
228	Jaithara (NP)	2			0	1	3			
229	Raja Ka Rampur (NP)	2			0	1	3			
230	Sakit (NP)	2			0	1	3			



**Form 7.2.1 - Fund Requirement for Individual Capacity Building at ULB level (ULB wise)**

Name of State: Uttar Pradesh

FY 2016-17

Sl. No.	Name of ULB	Total numbers to be trained in the current financial year, department wise					Name of the Training Institution (s) identified	No. of Training Programmes to be conducted	Fund Reqd. in current FY (₹ in Crore)	
		Elected Reprs.	Finance Dept.	Engineering Dept.	Town Planning Dept.	Admin. Dept.				Total
<i>1</i>	<i>2</i>	<i>3</i>	<i>4</i>	<i>5</i>	<i>6</i>	<i>7</i>	<i>8</i>	<i>9</i>	<i>10</i>	<i>11</i>
231	Bharthana (NPP)	2			0	1	3			
232	Etawah (NPP)	2	1	2	0	2	7			
233	Jaswantnagar (NPP)	2			0	1	3			
234	Ekdil (NP)	2			0	1	3			
235	Lakhna (NP)	2			0	1	3			
236	Bakewar (NP)	2			0	1	3			
237	Ayodhya (NPP)	2	1	2	0	3	8			
238	Faizabad (NPP)	2	1	2	0	2	7			
239	Rudauli (NPP)	2			0	1	3			
240	Bhadarsa (NP)	2			0	1	3			
241	Bikapur (NP)	2			0	1	3			
242	Gosainganj (NP)	2			0	1	3			
243	Farrukhabad (NPP)	2	1	2	0	2	7			
244	Kaimganj (NPP)	2			0	1	3			
245	Kamalganj (NP)	2			0	1	3			
246	Kampil (NP)	2			0	1	3			
247	Mohammadabad (NP)	2			0	1	3			
248	Shamsabad (NP)	2			0	1	3			
249	Fatehpur (NPP)	2	1	2	0	2	7			
250	Bahuwa (NP)	2			0	1	3			
251	Hathgaam (NP)	2			0	1	3			
252	Khaga (NP)	2			0	1	3			
253	Kishunpur (NP)	2			0	1	3			

**Form 7.2.1 - Fund Requirement for Individual Capacity Building at ULB level (ULB wise)**

Name of State: Uttar Pradesh

FY 2016-17

Sl. No.	Name of ULB	Total numbers to be trained in the current financial year, department wise					Name of the Training Institution (s) identified	No. of Training Programmes to be conducted	Fund Reqd. in current FY (₹ in Crore)	
		Elected Reprs.	Finance Dept.	Engineering Dept.	Town Planning Dept.	Admin. Dept.				Total
<i>1</i>	<i>2</i>	<i>3</i>	<i>4</i>	<i>5</i>	<i>6</i>	<i>7</i>	<i>8</i>	<i>9</i>	<i>10</i>	<i>11</i>
254	Kora Jahanabad (NP)	2			0	1	3			
255	Firozabad (M Corp.)	2	1	4	0	3	10			
256	Shikohabad (NPP)	2	1	2	0	2	7			
257	Sirsaganj (NPP)	2			0	1	3			
258	Tundla (NPP)	2			0	1	3			
259	Jasrana (NP)	2			0	1	3			
260	Fariha (NP)	2			0	1	3			
261	Dadri (NPP)	2			0	1	3			
262	Bilaspur (NP)	2			0	1	3			
263	Dankaur (NP)	2			0	1	3			
264	Jahangirpur (NP)	2			0	1	3			
265	Jewar (NP)	2			0	1	3			
266	Rabupura (NP)	2			0	1	3			
267	Ghaziabad (M Corp.)	2	1	4	0	3	10			
268	Loni (NPP)	2	1	2	0	2	7			
269	Modinagar (NPP)	2	1	2	0	2	7			
270	Muradnagar (NPP)	2			0	1	3			
271	Dasna (NP)	2			0	1	3			
272	Faridnagar (NP)	2			0	1	3			
273	Niwari (NP)	2			0	1	3			
274	Patala (NP)	2			0	1	3			
275	Ghazipur (NPP)	2	1	2	0	2	7			
276	Zamania (NPP)	2			0	1	3			

**Form 7.2.1 - Fund Requirement for Individual Capacity Building at ULB level (ULB wise)**

Name of State: Uttar Pradesh

FY 2016-17

Sl. No.	Name of ULB	Total numbers to be trained in the current financial year, department wise						Name of the Training Institution (s) identified	No. of Training Programmes to be conducted	Fund Reqd. in current FY (₹ in Crore)
		Elected Reprs.	Finance Dept.	Engineering Dept.	Town Planning Dept.	Admin. Dept.	Total			
<i>1</i>	<i>2</i>	<i>3</i>	<i>4</i>	<i>5</i>	<i>6</i>	<i>7</i>	<i>8</i>	<i>9</i>	<i>10</i>	<i>11</i>
277	Mohammadabad (NPP)	2			0	1	3			
278	Bahadurganj (NP)	2			0	1	3			
279	Dildarnagar (NP)	2			0	1	3			
280	Jangipur (NP)	2			0	1	3			
281	Sadat (NP)	2			0	1	3			
282	Saidpur (NP)	2			0	1	3			
283	Colonelganj (NPP)	2			0	1	3			
284	Gonda (NPP)	2	1	2	0	2	7			
285	Nawabganj (NPP)	2			0	1	3			
286	Khargupur (NP)	2			0	1	3			
287	Katra (NP)	2			0	1	3			
288	Mankapur (NP)	2			0	1	3			
289	Gorakhpur (M Corp.)	2	1	3	0	3	9			
290	Barhalganj (NP)	2			0	1	3			
291	Bansgaon (NP)	2			0	1	3			
292	Gola Bazar (NP)	2			0	1	3			
293	Mundera Bazar (NP)	2			0	1	3			
294	Pipiganj (NP)	2			0	1	3			
295	Pipraich (NP)	2			0	1	3			
296	Sahjanwan (NP)	2			0	1	3			
297	Hamirpur (NPP)	2	1	2	0	2	7			
298	Maudaha (NPP)	2			0	1	3			
299	Rath (NPP)	2			0	1	3			

**Form 7.2.1 - Fund Requirement for Individual Capacity Building at ULB level (ULB wise)**

Name of State: Uttar Pradesh

FY 2016-17

Sl. No.	Name of ULB	Total numbers to be trained in the current financial year, department wise						Name of the Training Institution (s) identified	No. of Training Programmes to be conducted	Fund Reqd. in current FY (₹ in Crore)
		Elected Reprs.	Finance Dept.	Engineering Dept.	Town Planning Dept.	Admin. Dept.	Total			
<i>1</i>	<i>2</i>	<i>3</i>	<i>4</i>	<i>5</i>	<i>6</i>	<i>7</i>	<i>8</i>	<i>9</i>	<i>10</i>	<i>11</i>
300	Gohand (NP)	2			0	1	3			
301	Kurara (NP)	2			0	1	3			
302	Sarila (NP)	2			0	1	3			
303	Sumerpur (NP)	2			0	1	3			
304	Garhmukhteshwar (NPP)	2			0	1	3			
305	Hapur (NPP)	2	1	2	0	2	7			
306	Pilkhuwa (NPP)	2	1	2	0	2	7			
307	Babugarh (NP)	2			0	1	3			
308	Bilgram (NPP)	2			0	1	3			
309	Hardoi (NPP)	2	1	2	0	2	7			
310	Mallawan (NPP)	2			0	1	3			
311	Pihani (NPP)	2			0	1	3			
312	Sandi (NPP)	2			0	1	3			
313	Sandila (NPP)	2			0	1	3			
314	Shahabad (NPP)	2			0	1	3			
315	Beniganj (NP)	2			0	1	3			
316	Gopamau (NP)	2			0	1	3			
317	Kachhauna Patseni (NP)	2			0	1	3			
318	Madhoganj (NP)	2			0	1	3			
319	Pali (NP)	2			0	1	3			
320	Kursath (NP)	2			0	1	3			
321	Hathras (NPP)	2	1	2	0	2	7			
322	Sikandrarao (NPP)	2			0	1	3			

**Form 7.2.1 - Fund Requirement for Individual Capacity Building at ULB level (ULB wise)**

Name of State: Uttar Pradesh

FY 2016-17

Sl. No.	Name of ULB	Total numbers to be trained in the current financial year, department wise						Name of the Training Institution (s) identified	No. of Training Programmes to be conducted	Fund Reqd. in current FY (₹ in Crore)
		Elected Reprs.	Finance Dept.	Engineering Dept.	Town Planning Dept.	Admin. Dept.	Total			
<i>1</i>	<i>2</i>	<i>3</i>	<i>4</i>	<i>5</i>	<i>6</i>	<i>7</i>	<i>8</i>	<i>9</i>	<i>10</i>	<i>11</i>
323	Hasayan (NP)	2			0	1	3			
324	Purdilnagar (NP)	2			0	1	3			
325	Mendu (NP)	2			0	1	3			
326	Mursan (NP)	2			0	1	3			
327	Sadabad (NP)	2			0	1	3			
328	Sasni (NP)	2			0	1	3			
329	Sahpau (NP)	2			0	1	3			
330	Jalaun (NPP)	2			0	1	3			
331	Kalpi (NPP)	2			0	1	3			
332	Konch (NPP)	2			0	1	3			
333	Orai (NPP)	2	1	2	0	2	7			
334	Kotra (NP)	2			0	1	3			
335	Kadaura (NP)	2			0	1	3			
336	Madhogarh (NP)	2			0	1	3			
337	Nadigaon (NP)	2			0	1	3			
338	Rampura (NP)	2			0	1	3			
339	Umri (NP)	2			0	1	3			
340	Jaunpur (NPP)	2	1	2	0	2	7			
341	Mogra Badshahpur (NPP)	2			0	1	3			
342	Shahganj (NPP)	2			0	1	3			
343	Jafarabad (NP)	2			0	1	3			
344	Kerakat (NP)	2			0	1	3			
345	Khetasarai (NP)	2			0	1	3			

**Form 7.2.1 - Fund Requirement for Individual Capacity Building at ULB level (ULB wise)**

Name of State: Uttar Pradesh

FY 2016-17

Sl. No.	Name of ULB	Total numbers to be trained in the current financial year, department wise						Name of the Training Institution (s) identified	No. of Training Programmes to be conducted	Fund Reqd. in current FY (₹ in Crore)
		Elected Reprs.	Finance Dept.	Engineering Dept.	Town Planning Dept.	Admin. Dept.	Total			
<i>1</i>	<i>2</i>	<i>3</i>	<i>4</i>	<i>5</i>	<i>6</i>	<i>7</i>	<i>8</i>	<i>9</i>	<i>10</i>	<i>11</i>
346	Machhlishahr (NP)	2			0	1	3			
347	Mariahu (NP)	2			0	1	3			
348	Badlapur				0	1	1			
349	Jhansi (M Corp.)	2	1	3	0	3	9			
350	Chirgaon (NPP)	2			0	1	3			
351	Gursarai (NPP)	2			0	1	3			
352	Mauranipur (NPP)	2			0	1	3			
353	Samthar (NPP)	2			0	1	3			
354	Erich (NP)	2			0	1	3			
355	Baragaon (NP)	2			0	1	3			
356	Garautha (NP)	2			0	1	3			
357	Kathera (NP)	2			0	1	3			
358	Moth (NP)	2			0	1	3			
359	Ranipur (NP)	2			0	1	3			
360	Tondi Fatehpur (NP)	2			0	1	3			
361	Chhibramau (NPP)	2			0	1	3			
362	Gursahaiganj (NPP)	2			0	1	3			
363	Kannauj (NPP)	2	1	2	0	2	7			
364	Samdhan (NP)	2			0	1	3			
365	Saurikh (NP)	2			0	1	3			
366	Sikanderpur (NP)	2			0	1	3			
367	Talgram (NP)	2			0	1	3			
368	Tirwaganj (NP)	2			0	1	3			

**Form 7.2.1 - Fund Requirement for Individual Capacity Building at ULB level (ULB wise)**

Name of State: Uttar Pradesh

FY 2016-17

Sl. No.	Name of ULB	Total numbers to be trained in the current financial year, department wise						Name of the Training Institution (s) identified	No. of Training Programmes to be conducted	Fund Reqd. in current FY (₹ in Crore)
		Elected Reprs.	Finance Dept.	Engineering Dept.	Town Planning Dept.	Admin. Dept.	Total			
<i>1</i>	<i>2</i>	<i>3</i>	<i>4</i>	<i>5</i>	<i>6</i>	<i>7</i>	<i>8</i>	<i>9</i>	<i>10</i>	<i>11</i>
369	Pukhrayan (NPP)	2			0	1	3			
370	Akbarpur (NP)	2			0	1	3			
371	Amraudha (NP)	2			0	1	3			
372	Derapur (NP)	2			0	1	3			
373	Jhijnhak (NP)	2			0	1	3			
374	Rasulabad (NP)	2			0	1	3			
375	Rura (NP)	2			0	1	3			
376	Shivli (NP)	2			0	1	3			
377	Sikandra (NP)	2			0	1	3			
378	Kanpur (M Corp.)	2	1	3	0	3	9			
379	Bilhaur (NPP)	2			0	1	3			
380	Ghatampur (NPP)	2			0	1	3			
381	Bithoor (NP)	2			0	1	3			
382	Shivrajpur (NP)	2			0	1	3			
383	Ganj Dundawara (NPP)	2			0	1	3			
384	Kasganj (NPP)	2	1	2	0	2	7			
385	Soron (NPP)	2			0	1	3			
386	Amapur (NP)	2			0	1	3			
387	Bhargain (NP)	2			0	1	3			
388	Bilram (NP)	2			0	1	3			
389	Mohanpur (NP)	2			0	1	3			
390	Patiyali (NP)	2			0	1	3			
391	Sahawar (NP)	2			0	1	3			

**Form 7.2.1 - Fund Requirement for Individual Capacity Building at ULB level (ULB wise)**

Name of State: Uttar Pradesh

FY 2016-17

Sl. No.	Name of ULB	Total numbers to be trained in the current financial year, department wise						Name of the Training Institution (s) identified	No. of Training Programmes to be conducted	Fund Reqd. in current FY (₹ in Crore)
		Elected Reprs.	Finance Dept.	Engineering Dept.	Town Planning Dept.	Admin. Dept.	Total			
<i>1</i>	<i>2</i>	<i>3</i>	<i>4</i>	<i>5</i>	<i>6</i>	<i>7</i>	<i>8</i>	<i>9</i>	<i>10</i>	<i>11</i>
392	Sidhpura (NP)	2			0	1	3			
393	Ajhuwa (NP)	2			0	1	3			
394	Bharwari (NP)	2			0	1	3			
395	Chail (NP)	2			0	1	3			
396	Karari (NP)	2			0	1	3			
397	Manjhanpur (NP)	2			0	1	3			
398	Sarai Aquil (NP)	2			0	1	3			
399	Sirathu (NP)	2			0	1	3			
400	Gola Gokarannath (NPP)	2			0	1	3			
401	Lakhimpur (NPP)	2	1	2	0	2	7			
402	Mohammadi (NPP)	2			0	1	3			
403	Paliya Kalan (NPP)	2			0	1	3			
404	Barwar (NP)	2			0	1	3			
405	Dhaurehra (NP)	2			0	1	3			
406	Kheri (NP)	2			0	1	3			
407	Mailani (NP)	2			0	1	3			
408	Oel Dhakwa (NP)	2			0	1	3			
409	Singahi Bhindaura (NP)	2			0	1	3			
410	Padrauna (NPP)	2	1	2	0	2	7			
411	Kaptanganj (NP)	2			0	1	3			
412	Hata (NP)	2			0	1	3			
413	Khadda (NP)	2			0	1	3			
414	Kushinagar (NP)	2			0	1	3			



**Form 7.2.1 - Fund Requirement for Individual Capacity Building at ULB level (ULB wise)**

Name of State: Uttar Pradesh

FY 2016-17

Sl. No.	Name of ULB	Total numbers to be trained in the current financial year, department wise						Name of the Training Institution (s) identified	No. of Training Programmes to be conducted	Fund Reqd. in current FY (₹ in Crore)
		Elected Reprs.	Finance Dept.	Engineering Dept.	Town Planning Dept.	Admin. Dept.	Total			
<i>1</i>	<i>2</i>	<i>3</i>	<i>4</i>	<i>5</i>	<i>6</i>	<i>7</i>	<i>8</i>	<i>9</i>	<i>10</i>	<i>11</i>
415	Ramkola (NP)	2			0	1	3			
416	Sewarhi (NP)	2			0	1	3			
417	Lalitpur (NPP)	2	1	2	0	2	7			
418	Mahroni (NP)	2			0	1	3			
419	Pali (NP)	2			0	1	3			
420	Talbehat (NP)	2			0	1	3			
421	Lucknow (M Corp.)	2	1	3	0	3	9			
422	Amethi (NP)	2			0	1	3			
423	Gosainganj (NP)	2			0	1	3			
424	Itaunja (NP)	2			0	1	3			
425	Kakori (NP)	2			0	1	3			
426	Mahona (NP)	2			0	1	3			
427	Malihabad (NP)	2			0	1	3			
428	Nagram (NP)	2			0	1	3			
429	Bakshi Ka Talab (NP)	2			0	1	3			
430	Maharajganj (NPP)	2	1	2	0	2	7			
431	Nautanwa (NPP)	2			0	1	3			
432	Anandnagar (NP)	2			0	1	3			
433	Ghughuli (NP)	2			0	1	3			
434	Nichloul (NP)	2			0	1	3			
435	Siswa Bazar (NP)	2			0	1	3			
436	Mahoba (NPP)	2			0	1	3			
437	Kabrai (NP)	2			0	1	3			

**Form 7.2.1 - Fund Requirement for Individual Capacity Building at ULB level (ULB wise)**

Name of State: Uttar Pradesh

FY 2016-17

Sl. No.	Name of ULB	Total numbers to be trained in the current financial year, department wise						Name of the Training Institution (s) identified	No. of Training Programmes to be conducted	Fund Reqd. in current FY (₹ in Crore)
		Elected Reprs.	Finance Dept.	Engineering Dept.	Town Planning Dept.	Admin. Dept.	Total			
<i>1</i>	<i>2</i>	<i>3</i>	<i>4</i>	<i>5</i>	<i>6</i>	<i>7</i>	<i>8</i>	<i>9</i>	<i>10</i>	<i>11</i>
438	Kharela (NP)	2			0	1	3			
439	Kul Pahar (NP)	2			0	1	3			
440	Mainpuri (NPP)	2	1	2	0	2	7			
441	Bewar (NP)	2			0	1	3			
442	Bhogaon (NP)	2			0	1	3			
443	Ghiraur (NP)	2			0	1	3			
444	Jyoti Khuriya (NP)	2			0	1	3			
445	Karhal (NP)	2			0	1	3			
446	Kishni (NP)	2			0	1	3			
447	Kushmara (NP)	2			0	1	3			
448	Kuraoali (NP)	2			0	1	3			
449	Mathura (NPP)	2	1	2	0	2	7			
450	Kosi Kalan (NPP)	2			0	1	3			
451	Vrindavan (NPP)	2			0	1	3			
452	Bajna (NP)	2			0	1	3			
453	Baldeo (NP)	2			0	1	3			
454	Barsana (NP)	2			0	1	3			
455	Chhata (NP)	2			0	1	3			
456	Chaumuhan (NP)	2			0	1	3			
457	Gokul (NP)	2			0	1	3			
458	Govardhan (NP)	2			0	1	3			
459	Farah (NP)	2			0	1	3			
460	Mahavan (NP)	2			0	1	3			

**Form 7.2.1 - Fund Requirement for Individual Capacity Building at ULB level (ULB wise)**

Name of State: Uttar Pradesh

FY 2016-17

Sl. No.	Name of ULB	Total numbers to be trained in the current financial year, department wise						Name of the Training Institution (s) identified	No. of Training Programmes to be conducted	Fund Reqd. in current FY (₹ in Crore)
		Elected Reprs.	Finance Dept.	Engineering Dept.	Town Planning Dept.	Admin. Dept.	Total			
<i>1</i>	<i>2</i>	<i>3</i>	<i>4</i>	<i>5</i>	<i>6</i>	<i>7</i>	<i>8</i>	<i>9</i>	<i>10</i>	<i>11</i>
461	Nandgaon (NP)	2			0	1	3			
462	Radhakund (NP)	2			0	1	3			
463	Raya (NP)	2			0	1	3			
464	Saunkh (NP)	2			0	1	3			
465	Maunath Bhanjan (NPP)	2	1	2	0	2	7			
466	Adari (NP)	2			0	1	3			
467	Amila (NP)	2			0	1	3			
468	Dohrihat (NP)	2			0	1	3			
469	Ghosi (NP)	2			0	1	3			
470	Kopaganj (NP)	2			0	1	3			
471	Muhammadabad Gohna (NP)	2			0	1	3			
472	Waleedpur				0	1	1			
473	Meerut (M Corp.)	2	1	3	0	3	9			
474	Mawana (NPP)	2			0	1	3			
475	Bahsuma (NP)	2			0	1	3			
476	Daurala (NP)	2			0	1	3			
477	Hastinapur (NP)	2			0	1	3			
478	Karnawal (NP)	2			0	1	3			
479	Kharkhauda (NP)	2			0	1	3			
480	Kithaur (NP)	2			0	1	3			
481	Lawar (NP)	2			0	1	3			
482	Parikshitgarh (NP)	2			0	1	3			
483	Phalauda (NP)	2			0	1	3			

**Form 7.2.1 - Fund Requirement for Individual Capacity Building at ULB level (ULB wise)**

Name of State: Uttar Pradesh

FY 2016-17

Sl. No.	Name of ULB	Total numbers to be trained in the current financial year, department wise						Name of the Training Institution (s) identified	No. of Training Programmes to be conducted	Fund Reqd. in current FY (₹ in Crore)
		Elected Reprs.	Finance Dept.	Engineering Dept.	Town Planning Dept.	Admin. Dept.	Total			
<i>1</i>	<i>2</i>	<i>3</i>	<i>4</i>	<i>5</i>	<i>6</i>	<i>7</i>	<i>8</i>	<i>9</i>	<i>10</i>	<i>11</i>
484	Siwalkhas (NP)	2			0	1	3			
485	Chunar (NPP)	2			0	1	3			
486	Mirzapur (NPP)	2	1	2	0	2	7			
487	Kachhwa (NP)	2			0	1	3			
488	Moradabad (M Corp.)	2	1	3	0	3	9			
489	Bilari (NPP)	2			0	1	3			
490	Thakurdwara (NPP)	2			0	1	3			
491	Bhojpur Dharampur (NP)	2			0	1	3			
492	Kanth (NP)	2			0	1	3			
493	Kundarki (NP)	2			0	1	3			
494	Umri Kalan (NP)	2			0	1	3			
495	Khatauli (NPP)	2			0	1	3			
496	Muzaffarnagar (NPP)	2	1	2	0	2	7			
497	Bhokarhedi (NP)	2			0	1	3			
498	Budhana (NP)	2			0	1	3			
499	Charthawal (NP)	2			0	1	3			
500	Jansath (NP)	2			0	1	3			
501	Purquazi (NP)	2			0	1	3			
502	Mirapur (NP)	2			0	1	3			
503	Shahpur (NP)	2			0	1	3			
504	Sisauli (NP)	2			0	1	3			
505	Bisalpur (NPP)	2			0	1	3			
506	Pilibhit (NPP)	2	1	2	0	2	7			

**Form 7.2.1 - Fund Requirement for Individual Capacity Building at ULB level (ULB wise)**

Name of State: Uttar Pradesh

FY 2016-17

Sl. No.	Name of ULB	Total numbers to be trained in the current financial year, department wise						Name of the Training Institution (s) identified	No. of Training Programmes to be conducted	Fund Reqd. in current FY (₹ in Crore)
		Elected Reprs.	Finance Dept.	Engineering Dept.	Town Planning Dept.	Admin. Dept.	Total			
<i>1</i>	<i>2</i>	<i>3</i>	<i>4</i>	<i>5</i>	<i>6</i>	<i>7</i>	<i>8</i>	<i>9</i>	<i>10</i>	<i>11</i>
507	Puranpur (NPP)	2			0	1	3			
508	Barkhera (NP)	2			0	1	3			
509	Bilsanda (NP)	2			0	1	3			
510	Jahanabad (NP)	2			0	1	3			
511	Kalinagar (NP)	2			0	1	3			
512	Gulariya Bhindara (NP)	2			0	1	3			
513	Nyoria Husainpur (NP)	2			0	1	3			
514	Bela Pratapgarh (NPP)	2	1	2	0	2	7			
515	Antu (NP)	2			0	1	3			
516	Katra Medniganj (NP)	2			0	1	3			
517	Kunda (NP)	2			0	1	3			
518	Manikpur (NP)	2			0	1	3			
519	Patti (NP)	2			0	1	3			
520	Pratapgarh City (NP)	2			0	1	3			
521	Rae Bareli (NPP)	2	1	2	0	2	7			
522	Parsadepur (NP)	2			0	1	3			
523	Salon (NP)	2			0	1	3			
524	Bachhrawan (NP)	2			0	1	3			
525	Dalmau (NP)	2			0	1	3			
526	Lalganj (NP)	2			0	1	3			
527	Maharajganj (NP)	2			0	1	3			
528	Unchahar (NP)	2			0	1	3			
529	Bilaspur (NPP)	2			0	1	3			

**Form 7.2.1 - Fund Requirement for Individual Capacity Building at ULB level (ULB wise)**

Name of State: Uttar Pradesh

FY 2016-17

Sl. No.	Name of ULB	Total numbers to be trained in the current financial year, department wise						Name of the Training Institution (s) identified	No. of Training Programmes to be conducted	Fund Reqd. in current FY (₹ in Crore)
		Elected Reprs.	Finance Dept.	Engineering Dept.	Town Planning Dept.	Admin. Dept.	Total			
<i>1</i>	<i>2</i>	<i>3</i>	<i>4</i>	<i>5</i>	<i>6</i>	<i>7</i>	<i>8</i>	<i>9</i>	<i>10</i>	<i>11</i>
530	Milak (NPP)	2			0	1	3			
531	Rampur (NPP)	2	1	2	0	2	7			
532	Swar (NPP)	2			0	1	3			
533	Tanda (NPP)	2			0	1	3			
534	Kemri (NP)	2			0	1	3			
535	Maswasi (NP)	2			0	1	3			
536	Shahabad (NP)	2			0	1	3			
537	Saharanpur (M Corp.)	2	1	3	0	3	9			
538	Deoband (NPP)	2			0	1	3			
539	Gangoh (NPP)	2			0	1	3			
540	Nakur (NPP)	2			0	1	3			
541	Sarsawa (NPP)	2			0	1	3			
542	Ambehta (NP)	2			0	1	3			
543	Behat (NP)	2			0	1	3			
544	Nanauta (NP)	2			0	1	3			
545	Rampur Maniharan (NP)	2			0	1	3			
546	Sultanpur Chilkana (NP)	2			0	1	3			
547	Titron (NP)	2			0	1	3			
548	Chandausi (NPP)	2	1	2	0	3	8			
549	Sambhal (NPP)	2	1	2	0	2	7			
550	Babrala (NP)	2			0	1	3			
551	Gawan (NP)	2			0	1	3			
552	Gunnaur (NP)	2			0	1	3			

**Form 7.2.1 - Fund Requirement for Individual Capacity Building at ULB level (ULB wise)**

Name of State: Uttar Pradesh

FY 2016-17

Sl. No.	Name of ULB	Total numbers to be trained in the current financial year, department wise						Name of the Training Institution (s) identified	No. of Training Programmes to be conducted	Fund Reqd. in current FY (₹ in Crore)
		Elected Reprs.	Finance Dept.	Engineering Dept.	Town Planning Dept.	Admin. Dept.	Total			
<i>1</i>	<i>2</i>	<i>3</i>	<i>4</i>	<i>5</i>	<i>6</i>	<i>7</i>	<i>8</i>	<i>9</i>	<i>10</i>	<i>11</i>
553	Narauli (NP)	2			0	1	3			
554	Sirsi (NP)	2			0	1	3			
555	Khaililabad (NPP)	2	1	2	0	2	7			
556	Hariharpur (NP)	2			0	1	3			
557	Maghar (NP)	2			0	1	3			
558	Mehdawal (NP)	2			0	1	3			
559	Bhadohi (NPP)	2	1	2	0	2	7			
560	Gopiganj (NPP)	2			0	1	3			
561	Gyanpur (NP)	2			0	1	3			
562	Khamaria (NP)	2			0	1	3			
563	Ghosia Bazar (NP)	2			0	1	3			
564	Nai Bazar (NP)	2			0	1	3			
565	Suriyawan (NP)	2			0	1	3			
566	Jalalabad (NPP)	2			0	1	3			
567	Shahjahanpur (NPP)	2	1	2	0	2	7			
568	Powayan (NPP)	2			0	1	3			
569	Tilhar (NPP)	2			0	1	3			
570	Allahganj (NP)	2			0	1	3			
571	Kanth (NP)	2			0	1	3			
572	Katra (NP)	2			0	1	3			
573	Khutar (NP)	2			0	1	3			
574	Khudaganj (NP)	2			0	1	3			
575	Railway Settlement Roza (NP)	2			0	1	3			

**Form 7.2.1 - Fund Requirement for Individual Capacity Building at ULB level (ULB wise)**

Name of State: Uttar Pradesh

FY 2016-17

Sl. No.	Name of ULB	Total numbers to be trained in the current financial year, department wise						Name of the Training Institution (s) identified	No. of Training Programmes to be conducted	Fund Reqd. in current FY (₹ in Crore)
		Elected Reprs.	Finance Dept.	Engineering Dept.	Town Planning Dept.	Admin. Dept.	Total			
<i>1</i>	<i>2</i>	<i>3</i>	<i>4</i>	<i>5</i>	<i>6</i>	<i>7</i>	<i>8</i>	<i>9</i>	<i>10</i>	<i>11</i>
576	Kairana (NPP)	2			0	1	3			
577	Kandhla (NPP)	2			0	1	3			
578	Shamli (NPP)	2	1	2	0	1	6			
579	Ailam (NP)	2			0	1	3			
580	Banat (NP)	2			0	1	3			
581	Jalalabad (NP)	2			0	1	3			
582	Jhijnjhana (NP)	2			0	1	3			
583	Garhi Pukhta (NP)	2			0	1	3			
584	Thana Bhawan (NP)	2			0	1	3			
585	Un (NP)	2			0	1	3			
586	Bhinga (NP)	2			0	1	3			
587	Ikauna (NP)	2			0	1	3			
588	Siddharthnagar (NPP)	2	1	2	0	3	8			
589	Barhani Bazar (NP)	2			0	1	3			
590	Shohratgarh (NP)	2			0	1	3			
591	Domariyaganj (NP)	2			0	1	3			
592	Uska Bazar (NP)	2			0	1	3			
593	Biswan (NPP)	2			0	1	3			
594	Khairabad (NPP)	2			0	1	3			
595	Laharpur (NPP)	2			0	1	3			
596	Mahmudabad (NPP)	2			0	1	3			
597	Misrikh-Naimish (NPP)	2			0	1	3			
598	Sitapur (NPP)	2	1	2	0	2	7			



**Form 7.2.1 - Fund Requirement for Individual Capacity Building at ULB level (ULB wise)**

Name of State: Uttar Pradesh

FY 2016-17

Sl. No.	Name of ULB	Total numbers to be trained in the current financial year, department wise						Name of the Training Institution (s) identified	No. of Training Programmes to be conducted	Fund Reqd. in current FY (₹ in Crore)
		Elected Reprs.	Finance Dept.	Engineering Dept.	Town Planning Dept.	Admin. Dept.	Total			
<i>1</i>	<i>2</i>	<i>3</i>	<i>4</i>	<i>5</i>	<i>6</i>	<i>7</i>	<i>8</i>	<i>9</i>	<i>10</i>	<i>11</i>
599	Hargaon (NP)	2			0	1	3			
600	Maholi (NP)	2			0	1	3			
601	Paintepur (NP)	2			0	1	3			
602	Sidhauli (NP)	2			0	1	3			
603	Tambaur- Ahamdabad (NP)	2			0	1	3			
604	Sonbhadra- Robertsganj (NPP)	2	1	2	0	2	7			
605	Chopan (NP)	2			0	1	3			
606	Churk Ghurma (NP)	2			0	1	3			
607	Dudhi (NP)	2			0	1	3			
608	Ghorawal (NP)	2			0	1	3			
609	Obra (NP)	2			0	1	3			
610	Pipri (NP)	2			0	1	3			
611	Renukoot (NP)	2			0	1	3			
612	Sultanpur (NPP)	2	1	2	0	2	7			
613	Dostpur (NP)	2			0	1	3			
614	Kadipur (NP)	2			0	1	3			
615	Koeripur (NP)	2			0	1	3			
616	Bangarmau (NPP)	2			0	1	3			
617	Gangaghat (NPP)	2			0	1	3			
618	Unnao (NPP)	2	1	2	0	2	7			
619	Auras (NP)	2			0	1	3			
620	Bhagwant Nagar (NP)	2			0	1	3			
621	Bighapur (NP)	2			0	1	3			

**Form 7.2.1 - Fund Requirement for Individual Capacity Building at ULB level (ULB wise)**

Name of State: Uttar Pradesh

FY 2016-17

Sl. No.	Name of ULB	Total numbers to be trained in the current financial year, department wise						Name of the Training Institution (s) identified	No. of Training Programmes to be conducted	Fund Reqd. in current FY (₹ in Crore)
		Elected Reprs.	Finance Dept.	Engineering Dept.	Town Planning Dept.	Admin. Dept.	Total			
<i>1</i>	<i>2</i>	<i>3</i>	<i>4</i>	<i>5</i>	<i>6</i>	<i>7</i>	<i>8</i>	<i>9</i>	<i>10</i>	<i>11</i>
622	Fatehpur Chaurasi (NP)	2			0	1	3			
623	Ganj Muradabad (NP)	2			0	1	3			
624	Hyderabad (NP)	2			0	1	3			
625	Kursath (NP)	2			0	1	3			
626	Maurawan (NP)	2			0	1	3			
627	Mohan (NP)	2			0	1	3			
628	Nawabganj (NP)	2			0	1	3			
629	Nyotini (NP)	2			0	1	3			
630	Ugu (NP)	2			0	1	3			
631	Purwa (NP)	2			0	1	3			
632	Rasulabad (NP)	2			0	1	3			
633	Safipur (NP)	2			0	1	3			
634	Varanasi (M Corp.)	2	1	3	0	3	9			
635	Gangapur (NP)	2			0	1	3			
		<b>1260</b>	<b>90</b>	<b>210</b>	<b>0</b>	<b>840</b>	<b>2400</b>	<b>0</b>	<b>160</b>	<b>9.02</b>

## Website Details of AMRUT Cities

SI No	ULB	Website
1	नगर निगम गोरखपुर	<a href="http://nagarnigamgkp.org/">http://nagarnigamgkp.org/</a>
2	नगर पालिका परिषद देवरिया	<a href="http://municipaldeoria.in/">http://municipaldeoria.in/</a>
3	नगर पालिका परिषद बस्ती	<a href="http://nppbasti.in/">http://nppbasti.in/</a>
4	नगर पालिका परिषद गोण्डा	<a href="http://nppgonda.in/">http://nppgonda.in/</a>
5	नगर पालिका परिषद बहराइच	
6	नगर पालिका परिषद फैजाबाद	<a href="http://www.faizabadnagarpalika.co.in/">http://www.faizabadnagarpalika.co.in/</a>
7	नगर पालिका परिषद सुलतानपुर	<a href="http://www.sultanpurnpp.in/">http://www.sultanpurnpp.in/</a>
8	नगर पालिका परिषद अकबरपुर	<a href="http://nppakbarpur.co.in/">http://nppakbarpur.co.in/</a>
9	नगर निगम, लखनऊ	<a href="http://lmc.up.nic.in/">http://lmc.up.nic.in/</a>
10	नगर पालिका परिषद, हरदोई	<a href="http://nagarpalikaparishadhardoi.co.in/">http://nagarpalikaparishadhardoi.co.in/</a>
11	नगर पालिका परिषद, रायबरेली	<a href="http://npprbl.in/">http://npprbl.in/</a>
12	नगर पालिका परिषद, लखीमपुर	<a href="http://www.npplakhimpur.in/">http://www.npplakhimpur.in/</a>
13	नगर पालिका परिषद, उन्नाव	<a href="http://nppunnao.in/">http://nppunnao.in/</a>
14	नगर पालिका परिषद, सीतापुर	<a href="http://www.nagarpalikaparishadsitapur.org.in/">http://www.nagarpalikaparishadsitapur.org.in/</a>
15	नगर निगम कानपुर	<a href="http://kmc.up.nic.in/">http://kmc.up.nic.in/</a>
16	नगर पालिका परिषद, फर्रुखाबाद—फतेहगढ़	<a href="http://nppfarrukhabad.in/">http://nppfarrukhabad.in/</a>
17	नगर पालिका परिषद, इटावा	<a href="http://nppetawah.org/">http://nppetawah.org/</a>
18	नगर निगम, इलाहाबाद	<a href="http://www.allahabadnagarnigam.in/">http://www.allahabadnagarnigam.in/</a>
19	नगर पालिका परिषद, फतेहपुर	<a href="http://nppfatehpur.com/">http://nppfatehpur.com/</a>
20	नगर पालिका परिषद, मीरजापुर	<a href="http://mirzapurnpp.in/">http://mirzapurnpp.in/</a>
21	नगर पालिका परिषद, आजमगढ़	<a href="http://nppazamgarh.in/">http://nppazamgarh.in/</a>
22	नगर पालिका परिषद, बलिया	<a href="http://nppballia.in/">http://nppballia.in/</a> , <a href="http://ballianagarpalika.in/">http://ballianagarpalika.in/</a>
23	नगर पालिका परिषद, मऊनाथ भंजन	<a href="http://nppmau.in/">http://nppmau.in/</a>
24	नगर निगम, गाजियाबाद	<a href="http://www.nagarnigamghaziabad.in/">http://www.nagarnigamghaziabad.in/</a>
25	नगर निगम, आगरा	<a href="http://www.nagarnigamagra.com/">http://www.nagarnigamagra.com/</a>
26	नगर निगम, मेरठ	<a href="http://meerutnagarnigam.in/">http://meerutnagarnigam.in/</a>
27	नगर निगम, वाराणसी	<a href="http://www.nnvns.org/">http://www.nnvns.org/</a>
28	नगर निगम, बरेली	<a href="http://nagarnigambareilly.com/">http://nagarnigambareilly.com/</a>
29	नगर निगम, मुरादाबाद	<a href="http://www.moradabadnagarnigam.in/">http://www.moradabadnagarnigam.in/</a>
30	नगर निगम, अलीगढ़	<a href="http://aligarhnagarnigam.in/">http://aligarhnagarnigam.in/</a>
31	नगर निगम, सहारनपुर	<a href="http://saharanpurnagarnigam.in/">http://saharanpurnagarnigam.in/</a>
32	नगर निगम, फिरोजाबाद	<a href="http://www.firozabadnagarnigam.com/">http://www.firozabadnagarnigam.com/</a>
33	नगर निगम, झांसी	<a href="http://jnnjhansi.com/">http://jnnjhansi.com/</a>
34	नगर पालिका परिषद, लोनी	<a href="http://npploni.in/">http://npploni.in/</a>
35	नगर पालिका परिषद, मुजफ्फरनगर	<a href="http://www.nppmuzaffarnagar.com/">http://www.nppmuzaffarnagar.com/</a>

## Website Details of AMRUT Cities

SI No	ULB	Website
36	नगर पालिका परिषद, मथुरा	<a href="http://www.mathuranagarpalika.in/">http://www.mathuranagarpalika.in/</a>
37	नगर पालिका परिषद, शाहजहांपुर	<a href="http://shahjahanpurnagarpalika.in/">http://shahjahanpurnagarpalika.in/</a>
38	नगर पालिका परिषद, रामपुर	<a href="http://npprampur.in/">http://npprampur.in/</a>
39	नगर पालिका परिषद, हापुड़	<a href="http://nagarpalikaparishadhapur.org/">http://nagarpalikaparishadhapur.org/</a>
40	नगर पालिका परिषद, बुलन्दशहर	<a href="http://nppbulandshahar.co.in/">http://nppbulandshahar.co.in/</a>
41	नगर पालिका परिषद, सम्भल	<a href="http://nagarpalikasambhal.in/">http://nagarpalikasambhal.in/</a>
42	नगर पालिका परिषद, अमरोहा	<a href="http://nppamroha.in/">http://nppamroha.in/</a>
43	नगर पालिका परिषद, उरई	<a href="http://npporai.com/">http://npporai.com/</a>
44	नगर पालिका परिषद, जौनपुर	<a href="http://jaunpurnagarpalika.in/">http://jaunpurnagarpalika.in/</a>
45	नगर पालिका परिषद, बदायूं	<a href="http://nppbudaun.co.in/">http://nppbudaun.co.in/</a>
46	नगर पालिका परिषद, बांदा	<a href="http://nppbanda.in/">http://nppbanda.in/</a>
47	नगर पालिका परिषद, हाथरस	<a href="http://npphathras.org/">http://npphathras.org/</a>
48	नगर पालिका परिषद, ललितपुर	<a href="http://npplalitpur.in/">http://npplalitpur.in/</a>
49	नगर पालिका परिषद, मोदीनगर	<a href="http://www.nppmodinagar.com/">http://www.nppmodinagar.com/</a>
50	नगर पालिका परिषद, पीलीभीत	<a href="http://pilibhitnagarpalika.com/">http://pilibhitnagarpalika.com/</a>
51	नगर पालिका परिषद, मैनपुरी	<a href="http://nppmainpuri.co.in/">http://nppmainpuri.co.in/</a>
52	नगर पालिका परिषद, एटा	<a href="http://nppetah.in/">http://nppetah.in/</a>
53	नगर पालिका परिषद, चन्दौसी	<a href="http://www.nppchandausi.in/">http://www.nppchandausi.in/</a>
54	नगर पालिका परिषद, खुर्जा	<a href="http://nppkhurja.in/">http://nppkhurja.in/</a>
55	नगर पालिका परिषद, गाजीपुर	<a href="http://nppghazipur.in/">http://nppghazipur.in/</a>
56	नगर पालिका परिषद, शामली	<a href="http://nppshamli.in/">http://nppshamli.in/</a>
57	नगर पालिका परिषद, शिकोहाबाद	<a href="http://www.nagarpalikaparishadshikohabad.in/">http://www.nagarpalikaparishadshikohabad.in/</a>
58	नगर पालिका परिषद, बड़ौत	<a href="http://www.nppbaraut.in/">http://www.nppbaraut.in/</a>
59	नगर पालिका परिषद, कांसगंज	<a href="http://nppkasganj.com/">http://nppkasganj.com/</a>
60	नगर पालिका परिषद, मुगलसराय	<a href="http://nppmughalsarai.org.in/">http://nppmughalsarai.org.in/</a>
61	नगर पालिका परिषद अयोध्या	<a href="http://nppayodhya.in/">http://nppayodhya.in/</a>



Letter to NPP Mau - dir... X | www.sultanpump.in

© Friday, 27 May 2016 12:44:31 AM

नगर पालिका परिषद, सुलतानपुर  
जनपद- सुलतानपुर

गृहण पृष्ठ हमारे बारे में जल विभाग सेवाएं सुविधाएं प्रतिष्ठान शिक्षण संकेत सूच नगरिक चार्टर

श्री अश्विनेश यादव  
सह-मुख्यमंत्री, जल सेवा

अमित  
जनपद पालिका परिषद, सुलतानपुर

हमारे बारे में घोषणा उपलब्धियां

अधिक जानकारी...

मातृकपूर्व शिक्षा  
सूचना का अधिकार  
विभागीय अदालत  
विभागीय अनुदेश  
शासननियम

मातृशिक्षा  
सुविधा और सेवाएं

ऑनलाइन सेवाएं

ई-गैलरी देखें

12:44 PM 5/27/2016

Letter to NPP Mau - dir... X | rppakbarpur.co.in

English Version

नगर पालिका परिषद, अकबरपुर, अम्बेडकरनगर  
NAGAR PALIKA PARISHAD, AKBARPUR, AMBEDKARNAGAR

गृहण पृष्ठ हमारे बारे में जल विभाग शासननियम शौचालय शिक्षण संकेत सूच

नगर पालिका परिषद अकबरपुर, अम्बेडकरनगर

ताजा खबर

हमारे शहर में आपका स्वागत है

अकबर पुर पवित्र नदी तमसा के तट पर स्थित है। रामायण के अनुसार यह वह स्थान है। जहां राजा दशरथ ने श्रवण कुमार को तैर मारा, इसे श्रवण क्षेत्र कहते हैं। साधु श्रृंगी च्युति का आश्रम यहां स्थित है। रामायण के अनुसार प्रभु राम के पुत्र कुश ने सरस्वती को संभाला। राजा ने इसका पूर्ण क्षेत्र संभाला रामायण में भगवान राम ने कई राजमार्ग राजाओं से युद्ध किया जिसका मतलब एक आपत्कालीन स्थान है जहां लोग आसिद्ध और धर्म से संबंधित यात्रा के लिये आते हैं पर्यटक सौम्य और सुखमय को प्राप्त कर सकते हैं।

ऑनलाइन सेवाएं

अन्न योजना - चयन  
सूचना योजना - चयन  
सम्पत्ति कर  
अन्न का प्रिज  
परिवार पंजीकरण

12:46 PM 5/27/2016

Letter to NPP Mau - dir... X | lincup.nic.in

लखनऊ नगर निगम  
Lucknow Nagar Nigam

इंफोर्मिटर उपलब्धियां नगरिक चार्टर धन ई-गैलरी और वेब विभिन्न

स्वास्थ्य विभाग  
शुद्धता विभाग  
अभियान विभाग  
उत्पादन विभाग  
Smart City Lucknow  
नगर शिक्षण क्षेत्र के अंतर्गत पाठशाला की सूची  
सम्पत्ति विभाग  
पत्रा विभाग  
रोड विभाग  
वाहनों की सूचना  
अदालत  
प्रिजमारी

Welcome To Lucknow Nagar Nigam

ऑनलाइन शिक्षण देखें करें  
नगरिक चार्टर की सूची  
नगर शिक्षण दृष्टिकोण सूची  
ईमप्लान्ट  
अभियान  
सिद्धि ज्ञान  
सूचना का अधिकार (राज्य) - पृष्ठ-1  
सूचना का अधिकार (राज्य) - पृष्ठ-2  
Lucknow Nagar Nigam in U.P.  
140000 2016  
Photo Gallery Lucknow Nagar Nigam

News & Announcements

शहरी आजीविका केंद्र सम्बन्धित

Pay your house tax online

12:48 PM 5/27/2016

Letter to NPP Mau - dir... X | nagarpalika parishad hardoi.co.in

कार्यालय  
नगर पालिका परिषद हरदोई

गृहण पृष्ठ शिक्षण सूचना मातृशिक्षा सूचना संकेत शासननियम संदर्भ पालिका को जलें सम्पर्क करें

आपका स्वागत है।

Hardoi Nagar Palika Parishad welcome you to our official website. This website is part of the Information Technology related initiatives of Hardoi Nagar Palika Parishad.

This website is our collective initiative to provide various useful services primarily to the inhabitants of the Hardoi city which fall under the geographical jurisdiction of Hardoi Nagar Palika Parishad as well as serve information to general populace interested in visiting Hardoi Nagar Palika Parishad or anyone generally interested in Hardoi Nagar Palika Parishad.

Feel free to explore this website and use the various services provided on the website. Our aim is to make Hardoi Nagar Palika Parishad, a citizen friendly local body in India. We are implementing Information and Communication technologies to the full extent and this website forms part of our efforts to make Hardoi Nagar Palika Parishad, an IT savvy local body in India.

सिखावत देखें करवाते  
नगर सेवाएं  
जलसंधारण  
शहरी पंजीकरण  
सूचना का अधिकार  
घोटी

सूचना

Coming Soon

12:50 PM 5/27/2016



Letter to NPP Mau - dir... X Kanpur Municipal Corporation

kmcupnic.in

# कानपुर नगर निगम Kanpur Municipal Corporation

KMC Online

Home Kanpur City City Map Photo Gallery Key Contacts Help

**HIGHLIGHTS**

- Property Tax Information
- Organization Structure
- Right To Information
- Forms Download
- Parishad / Ward Profile
- Find Your City
- Mayor Message
- JANUARY
- Grievance Redressal
- Tax Rates for Stab. Prop.
- Tax Rates for Comm. Prop.
- Birth & Death Reg.
- Parks and Grounds
- Places Of Interest
- Under Notice
- Feedback
- E Tender Portal
- e-newsletter

**Event/Notice Board**

Mayor: Capt. Inge To Singh Dixit  
Municipal Commissioner: Vinay Prasad Singh

Knowledge repository: State E-Governance Portal

**News And Update**

VISION STATEMENT FOR SMART CITY KANPUR  
OPINION POLL FOR RETROFITTING UNDER AREA BASED  
Update Notice No. for revised Tax ALERTS  
KMC e-Governance Application Logos

Smart City Swachh Bharat Model City Jaunpur

**AWARDS**

Visitor Number: 591500

12:57 PM 5/27/2016

Letter to NPP Mau - dir... X अद्यतन

nppetawah.org

अद्यतन नगर पत्रिका परिषद

सुख पुरु हमारा इतिहास प्रशासनिक तंत्रिका कर्मचारी सूची सफे करे

**अध्यक्ष संदेश**

इटावा भारत के उत्तरप्रदेश का एक प्रमुख शहर एवं लोकप्रिय क्षेत्र है। यह दिल्ली-कनका राष्ट्रीय राजमार्ग 2 पर स्थित है। इटावा शहर, पश्चिमी लघु उत्तर-प्रदेश राज्य के उत्तरी भाग में स्थित है। इटावा आगरा के दक्षिण-पूर्व में यमुना (जमुना) नदी के तट पर स्थित है। इस शहर में कई बड़े हैं। जिनमें से एक पुराने शहर (दक्षिण) को शहर (उत्तर) से अलग करता है। पुरा और तट वष, टोने हिस्सों को जोड़ते है।

**समाचार एवं घटनाक्रम**

समाचार एवं घटनाक्रम समाचार एवं घटनाक्रम समाचार एवं घटनाक्रम समाचार एवं घटनाक्रम समाचार एवं घटनाक्रम

**इतिहास**

इटावा में 16वीं शताब्दी में निर्मित जामा-मस्जिद है, जिसका निर्माण एक ऊंचे आधार पर पुराने हिन्दू मंजनों के अवशेषों से किया गया है।

12:59 PM 5/27/2016

Letter to NPP Mau - dir... X Nagar Palika Parishad

nppfarukhabad.in

0 Fri, 17 May 2016 12:58:02 AM

Search

# Nagar Palika Parishad, Farrukhabad Uttar Pradesh

Subscribe for E-Newsletter

About Us Farrukhabad City Department Schemes Services Reports RTI E-Governance Gallery Contact Us

Nagar Palika Parishad, Farrukhabad

**Welcome To Nagar Palika Parishad, Farrukhabad**

Farrukhabad was founded by Nawab Mohammad Khan Bangash, who named it after the reigning emperor Farrukhsiyar, in 1714. The district of Farrukhabad forms part of Kanpur division. The township of Farrukhabad, Fatehganj consist of two towns: Farrukhabad & Fatehganj, the former being the headquarters of the Tehsil, & the latter forming the headquarters of the district, both lying about 5 Kms apart. The district as it exists now is bounded by Badaun and Shahjahanpur on the north, Haridwar on the east, Kannauj on the south and district Etah & Mainpuri on the west. Rivers Ganga & Ramganga are located towards the east & Kali Nadi

Shri. Anil Kumar Yadav  
Shri. Mohd. Azam Khan  
Smt. Vatsala Agrawal  
Smt. Rani Gupta

12:58 PM 5/27/2016

Letter to NPP Mau - dir... X Welcome to Official Website

www.allahabadnagarigan.in/hindi/default.htm

इलाहाबाद नगर निगम की आधिकारिक वेबसाइट

# इलाहाबाद नगर निगम

स्वागत प्रिय आगन्तुक

बुधवार 27 मई 2016

वीरवा, इलाहाबाद | वेबसाइट | विभाग | प्रशासनिक | इतिहास | विज्ञान केंद्र

होरे आर इत एर एर लिखा लेख को नीचे घूमे से हैं तो पूरे लिख कर हिन्दी भर बनाना करें।

**“इलाहाबाद सर्वप्रथम”**

इलाहाबाद जिला प्रशासन एवं इलाहाबाद नगर निगम की एक पहल

हम, इलाहाबाद नगर निगम के सभी सदस्यों का आपकी आधिकारिक वेबसाइट पर स्वागत करते हैं। यह वेबसाइट इलाहाबाद जिला प्रशासन एवं इलाहाबाद नगर निगम की "इलाहाबाद सर्वप्रथम" पहल का एक भाग है। यह वेबसाइट मुद्रणवा इलाहाबाद नगर के निवासियों को विभिन्न लाभदायक सेवाओं को उपलब्ध कराने की ओर हमारी एक सामूहिक पहल है। यह वेबसाइट सामान्य जन को भी इलाहाबाद व इलाहाबाद नगर निगम के बारे में जानकारी उपलब्ध कराएगी जो या तो जानकारी चाहते हैं या फिर इलाहाबाद आने के इच्छुक हैं।

**इलाहाबाद नगर निगम परिसर का मुख्य द्वार**

इस वेबसाइट पर उपलब्ध सेवाओं और जानकारीयों का स्वागत रूप से प्रयोग करें। हमारा प्रयास इलाहाबाद नगर निगम को सम्पूर्ण भारत में महत्वपूर्ण नगरिक निगम के रूप में स्थापित करना है। हम सुरुवात एवं संचार प्रौद्योगिकी के सम्पूर्ण प्रयोग के सिधे करिये हैं और यह वेबसाइट इसी दिशा में हमारा एक प्रयास है। हम आशा करते हैं कि आपका इस साइट का अनुभव सुखदायक होगा। हम आपके सुझावों की अपेक्षा करते हैं जिससे कि हम अपनी सेवाओं का स्तर और ऊंचा कर सकें। यह अत्यंत आवश्यक है कि आप इस वेबसाइट को सुझाने के सिधे अपने प्रतिक्रिया सुझावों को हमें संचार करने दें।

1:00 PM 5/27/2016



Letter to NPP Mau - dire: X FATEHPUR NAGAR PALIKA

nppfatehpur.com

**नगर पालिका परिषद**  
फतेहपुर, उ.प्र.

HOME ABOUT FATEHPUR | ABOUT PALIKA | DEPARTMENT | SERVICES | E-MAGAZINE | CONTACT US

E-magazine  
April 2016

**NAGAR PALIKA**

**CHAIRMAN**  
Mr. Chandra Prakash Lodhi (Advocate)  
The Chairman of Fatehpur Nagar Palika.

**EXECUTIVE OFFICER**  
Mrs. Rashmi Bharti  
The Executive Officer of Fatehpur Nagar Palika.

**BOARD OF MEMBERS**  
List Of Board Members

**ONLINE FACILITY**

**IMAGE GALLERY**

1:02 PM 5/27/2016

Letter to NPP Mau - dire: X नगर पालिका परिषद

mirzapumpin

**नगर पालिका परिषद**  
मीरजापुर उदर प्रदेश

HOME इतिहास वसुध कर्मिणी नगरिक अधिकार नवकामि मेला ई-न्यूज सेटर संपर्क करे

1:03 PM 5/27/2016

Letter to NPP Mau - dire: X Home Page

nppazamgarh.in

**नगर पालिका परिषद आजमगढ**

Home Birth Death Grievance Tender Notice Contact

नगर पालिका परिषद

• e-News Letter July 2015 • e-News Letter June 2015

The principal town of the district also gives its name to the district headquarter and forms a tahsil of the name Sadar. It is situated in Lat.26 Degree 4 minute North and Long. 83 Degree 21 minute East, on the road leading from Allahabad through Jaunpur to Gorakhpur. Metalled road from this place leads south-eastwards to Ghazipur and Mau and westwards to Shahganj. There is a railway station of the same name on a branch of the north-eastern railway. The city was founded around 1665 by one Azam Khan son of Bikanraj.

The old fort of Azam Shah is situated on the bank of river Tansa in east of city. There are 2 boys degree colleges-D.A.V Degree college, Shiksha Degree college and 1 girls degree college-Agrahari Girls Degree College. On the road of Azamgarh-Ghazipur Shri Durgaj Post Graduate Degree college, Chandeshari is situated. Which is 5 km. from city.

The agricultural and Homoeopathic medical college is also here. A Famous urdu library named as Shiblee library located at Shiblee Academy. The Kunwar singh park is situated in the city.

**Save Rain Water**  
वर्षा जल को बचाविये!

©2015-2016 NAGAR PALIKA PARISHAD AZAMGARH All rights reserved.

1:04 PM 5/27/2016

Letter to NPP Mau - dire: X Nagar Palika Parishad Ballia

nppballia.in

**नगर पालिका परिषद बलिया**

सेवाये मुख्य पुस्तक बजट सूचना सुवाप मानचित्र सम्पर्क

- पालिका को बारे
- जन पदीकरण
- मृत्यु पदीकरण
- कार बेरोज
- निधिया सूचना
- शिक्षणार्थी चर्च करार
- सूचना का अधिकार
- सांख्यिकीय
- पहलुपुर्ण सहायकियत

• Home Last 2016  
• e-Publicity March 2016

**LEGEND**

- State Boundary
- District Boundary
- National Highway
- Major Road
- Railway
- District Headquarter
- Other Town
- River

1:06 PM 5/27/2016



Letter to NPP Mau - dir... Nagar Nigam Varanasi

www.nmvns.org

### Municipal Corporation of Varanasi

सुख कारी सुन्दर कारी

Home About Departments Services Grievance Redressal Tender Projects / Schemes The City Contact

Public Grievance Toll Free No. 0542-165304

News

Public Grievance Toll Free No. 0542-165304

Notice Board

e-Newsletter

Gallery

Ward Wise Work Details

JICA Project at a Glance

Schemes

Services

Employee Directory

Zonal Centers

Parshad (परिषद)

Tender

About Nagar Nigam

JICA Project at a Glance

- Varanasi Smart City
- Swachh Bharat Mission
- Hridaya Yojna
- Amrut Yojna
- Sections DPR
- Sanctioned Projects at a Glance

General Tax (House Tax)

Pay Online House Tax

Rate List

Death & Birth Registration

Complain Book

RTI Enquiry

Budget

Street Light

1:13 PM 5/27/2016

Letter to NPP Mau - dir... Nagar Nigam Bareilly

nagamnimbareilly.com

### नगर निगम, बरेली

CLEAN BAREILLY GREEN BAREILLY 60531

Home About Tenders Ward Profile Services Grievances Departments Citizen Charter Ward Maps Forms Contact Us

Initiatives of Bareilly Nagar Nigam : Swachh Bharat Mission Smart City Door to Door Collection Amrut Facebook Twitter

AMRUT - Service Level Improvement Plan: Water Sewer Green Space [Parks]

Smart City Proposal [Round-2]

DISCUSS - Post your suggestion on Smart City Vision

POLL on Nigam website - Select an area for Area Based development

POLL on MYGOV.IN - Select an area for Area Based Development

POLL on Twitter: Select an area for Area Based Development

Media Coverage and Activity

रजनी करणी सर्व विस्वरो को नहीं भाया रामरंगा नगर का प्रस्ताव प्रोजेक्ट हो ऐसा जो

Notice Board/News

19-11-2015 का समारोह

Pay your Tax Online

Photo Gallery

Department Repository

E-Tendering

List of Parks and open spaces

Nagar Nigam's Annual Accounts

Nagar Nigam's Properties

Property Tax Rate List 2015-2016

Important Links

- B.D.O.
- Jan Sunwai
- Chhatrasena U.P.
- John Roger

Dr. I.S. Tomar, Hon. Mayor

Shri Shikhar Singh Yadav Municipal Commissioner

1:14 PM 5/27/2016

Letter to NPP Mau - dir... Welcome to Official Website

www.moradabadnagarnigam.in/hindi/default.htm

moradabadnagarnigam.in

एग्लिकाचा नय फाये द्या विकChange Language (मराठी बरेली) English इंग्रिशी

### मुरादाबाद नगर निगम

स्वागत प्रिय आयन्तुक

2016

एग्लिकाचा नय फाये द्या विकChange Language (मराठी बरेली) English इंग्रिशी

एग्लिकाचा नय फाये द्या विकChange Language (मराठी बरेली) English इंग्रिशी

एग्लिकाचा नय फाये द्या विकChange Language (मराठी बरेली) English इंग्रिशी

एग्लिकाचा नय फाये द्या विकChange Language (मराठी बरेली) English इंग्रिशी

एग्लिकाचा नय फाये द्या विकChange Language (मराठी बरेली) English इंग्रिशी

1:15 PM 5/27/2016

Letter to NPP Mau - dir... Aligarh Nagar Nigam

aligarhnagarnigam.in

Home About Aligarh Department Services Citizen Charter PIS Data Tender Contacts Website Links Hindi

### Aligarh Nagar Nigam

Welcome Dear Visitor

We, the members of Aligarh Nagar Nigam welcome you to our official website. This website is part of the Information Technology related initiatives of Aligarh Nagar Nigam. This website is our collective initiative to provide various useful services primarily to the inhabitants of the Aligarh city which fall under the geographical jurisdiction of Aligarh Nagar Nigam as well as serve information to general populace interested in visiting Aligarh Nagar Nigam or anyone generally interested in Aligarh Nagar Nigam.

Feel free to explore this website and use the various services provided on the website. Our aim is to make Aligarh Nagar Nigam, a citizen friendly local body in India. We are implementing Information and Communication technologies to the full extent and this website forms part of our efforts to make

1:16 PM 5/27/2016

Letter to NPP Mau -> X | Nagar Nigam Saharanpur -> X | Welcome to Firozab... | Jhansi Nagar Nigam -> X | Home Page -> X | Nagar Palika Muzaffar... -> X | Welcome to Official -> X | Welcome to Official -> X | 188883 -> X

www.firozabnagarnigam.com



# Firozabad Nagar Nigam

"The City of Glass and Emeralds"

Welcome to Firozabad Nagar Nigam

Self Assessment | Our Property | Departments | Wards/Mohalla | House Tax | PIS | Tender | RTI | Civil Work | Contact

Health Department  
PWD Department  
Tax Department  
Advertisement Department  
Street Light Department  
Licence Department

Nagar Aagid

Shri Rameshwar Kauran

Latest Updates

Firozabad Kiran

Conditions of Advertisement Tax Contract

Public Notice

By-Laws 2016 for Assessment & Recovery of Advertisement Tax

Budget for Year 2015-16

Budget for Year 2014-15

1:19 PM 5/27/2016

Letter to NPP Mau -> X | Nagar Nigam Saharanpur -> X | Welcome to Firozab... | Jhansi Nagar Nigam -> X | Home Page -> X | Nagar Palika Muzaffar... -> X | Welcome to Official -> X | Welcome to Official -> X | 188883 -> X

jnhansi.com



# JHANSI NAGAR NIGAM

Welcome to Nagar Nigam Official website

Home | Tenders | Smart City | Notices | e-News Letter | Finance Docs | About us | Contact us

Services | Property Tax | Birth / Death Registration | Civil Works | Contractor Registration / Renewal | PIS | e-Tender | Mayors/Corporators | Stock

सुकुवा ढुकुवा बांध

Latest News

Notice Board

Mayor  
Smt. Kiran Raju Bookseller

Municipal Commissioner  
Arun Prakash (P.C.S.)

1:20 PM 5/27/2016

Letter to NPP Mau -> dire -> X | Nagar Nigam Saharanpur -> X | Home Page -> X | Nagar Palika Muzaffar... -> X | Welcome to Official We... -> X | Welcome to Official We... -> X | 188883 -> X

nppnoin.in



Home | Birth | Death | Grievance | Disclosure | Gallery | Contact

सम फर्जीकरण  
नया फर्जीकरण  
निविदा बुला  
सूचना  
बजट  
सिक्किरत  
सर्पण  
मानचित्र  
सुचनाका अडिक्किरत  
माल्कुला क्कल

e-Patri  
Bali

Save Rain Water  
वर्षा जल को बचाइये!

1:20 PM 5/27/2016

Letter to NPP Mau -> dire -> X | Nagar Nigam Saharanpur -> X | Nagar Palika Muzaffar... -> X | Welcome to Official We... -> X | Welcome to Official We... -> X | 188883 -> X

www.nppmuzaffarnagar.com/index

Electricity theft is a legal offence. There RQ REGISTER LOGIN

Nagar Palika Parisad Muzaffarnagar

1800 1803 302 | contactus@nppmuzaffarnagar.com

HOME | ABOUT | ACHIEVEMENTS | ORGANIZATION CHART | CITIZEN CHARTER | SERVICES | IMPORTANT LINKS | WORK | CONTACT

RTI

e-Magazine

ONLINE BILLING

GRIEVANCE

FAQ

UNIVERSAL ACCESS TO Mobile Connectivity

Helpline | History | Social Services | Feedback | Tenders | Downloads

Places to Visit | Photo Gallery | Maps | What We Do | Tax Rate | Important Links

1:21 PM 5/27/2016

Letter to NPP Mau - dir... | Nagar Nigam Saharanpur X | Welcome to Official Web... X

www.mathuranagarpalika.in/hindi/default.htm

मथुरा नगर पालिका परिषद की अधिकारिता Change Language (भाषा बदलें) English इंग्लिश

# मथुरा नगर पालिका परिषद

स्वागत प्रिय आगन्तुक

शुक्रवार 27 मई, 2016

परिषद | मथुरा | सेक्टर | विमान | हेमवर्धक | विट्टीजन पार्टी | विधिया | विपुलिया | श्रीकम चौकबा | होम

आवरक लघनदर  
श्री आइ इत रूच पर दिखित लेस को यौं पद पा रहे है तो मुझे लिख कर हिन्दी भरत आरखतें भों।

हिन्दी बोल  
हम, मथुरा नगर पालिका परिषद के सभी सदस्यगण आपका अपनी आधिकारिक वेबसाइट पर स्वागत करते हैं। यह वेबसाइट नू एन. ओ. पी. (UNDP) की "विनोदीकृत नगरीय शासन का समता विकास" की परियोजना के कई पहलों में से एक पहल है।

आरंभ लेख  
यह वेबसाइट मुख्यतया मथुरा नगर के निवासियों को विभिन्न लाभप्रद सेवाओं को उपलब्ध कराने की ओर हमारी एक सामूहिक पहल है। यह वेबसाइट सामान्य जन को भी मथुरा व मथुरा नगर पालिका परिषद के बारे में जानकारी उपलब्ध करायेगी जो वा तो जानकारी चाहत हैं या फिर मथुरा आने के इच्छुक हैं।

आरंभ लेख  
इस वेबसाइट पर उपलब्ध सेवाओं और जानकारीयों का स्वतंत्र रूप से प्रयोग करें। हमारा प्रयास मथुरा नगर पालिका परिषद को सम्पूर्ण भारत में महत्त्व नागरिक मित्र के रूप में स्थापित करना है। हम सूचना एवं संचार प्रौद्योगिकी के संपूर्ण प्रयोग के लिये कठिबद्ध हैं और यह वेबसाइट इसी दिशा में हमारा एक प्रयास है।

हम आशा करते हैं कि आपका इस साइट का अनुभव सुखद होगा।

आवरक लेख  
हम आपके सुझावों की अपेक्षा करते हैं जिससे कि हम अपनी सेवाओं का स्तर और ऊँचा कर सकें। यह अत्यंत आवश्यक है कि आप इस वेबसाइट को सुधारने के लिये अपने बहुमूल्य सुझावों से हमें अवगत कराते रहें।

आवरक लेख  
आपकी सेवा में सदैव तत्पर मथुरा नगर पालिका परिषद के सभी सदस्यगण

आवरक लेख  
आवरक लेख  
आवरक लेख  
आवरक लेख  
आवरक लेख  
आवरक लेख  
आवरक लेख  
आवरक लेख  
आवरक लेख  
आवरक लेख  
आवरक लेख  
आवरक लेख  
आवरक लेख  
आवरक लेख

Letter to NPP Mau - dir... | Nagar Nigam Saharanpur X | Welcome to Official Web... X

shahjahanpurnagarpalika.in/hindi/default.htm

शाहजहाँपुर नगर पालिका परिषद की अधिकारिता Change Language (भाषा बदलें) English इंग्लिश

# शाहजहाँपुर नगर पालिका परिषद

स्वागत प्रिय आगन्तुक

शुक्रवार 27 मई, 2016

परिषद | शाहजहाँपुर | सेक्टर | विमान | हेमवर्धक | विट्टीजन पार्टी | विधिया | होम

आवरक लघनदर  
श्री आइ इत रूच पर दिखित लेस को यौं पद पा रहे है तो मुझे लिख कर हिन्दी भरत आरखतें भों।

हिन्दी बोल  
हम, शाहजहाँपुर नगर पालिका परिषद के सभी सदस्यगण आपका अपनी आधिकारिक वेबसाइट पर स्वागत करते हैं। यह वेबसाइट शाहजहाँपुर नगर पालिका परिषद की सूचना एवं संचार प्रौद्योगिकी संबंधित पहल का एक भाग है।

आरंभ लेख  
यह वेबसाइट मुख्यतया शाहजहाँपुर नगर के निवासियों को विभिन्न लाभप्रद सेवाओं को उपलब्ध कराने की ओर हमारी एक सामूहिक पहल है। यह वेबसाइट सामान्य जन को भी शाहजहाँपुर व शाहजहाँपुर नगर पालिका परिषद के बारे में जानकारी उपलब्ध करायेगी जो वा तो जानकारी चाहत हैं या फिर शाहजहाँपुर आने के इच्छुक हैं।

आरंभ लेख  
इस वेबसाइट पर उपलब्ध सेवाओं और जानकारीयों का स्वतंत्र रूप से प्रयोग करें। हमारा प्रयास शाहजहाँपुर नगर पालिका परिषद को सम्पूर्ण भारत में महत्त्व नागरिक मित्र के रूप में स्थापित करना है। हम सूचना एवं संचार प्रौद्योगिकी के संपूर्ण प्रयोग के लिये कठिबद्ध हैं और यह वेबसाइट इसी दिशा में हमारा एक प्रयास है।

हम आशा करते हैं कि आपका इस साइट का अनुभव सुखद होगा।

आवरक लेख  
हम आपके सुझावों की अपेक्षा करते हैं जिससे कि हम अपनी सेवाओं का स्तर और ऊँचा कर सकें। यह अत्यंत आवश्यक है कि आप इस वेबसाइट को सुधारने के लिये अपने बहुमूल्य सुझावों से हमें अवगत कराते रहें।

आपकी सेवा में सदैव तत्पर शाहजहाँपुरनगर पालिका परिषदके सभी सदस्यगण

कम्प्यूटर रूक

ई-पत्रिका

Letter to NPP Mau - dir... | Nagar Nigam Saharanpur X | Home Page X | Nagar Palika Parishad Su... X | नगर पालिका परिषद, रामपुर X | Nagar Palika Parishad An... X | nppora.com X

nppampur.in

नगर पालिका परिषद रामपुर

श्री अरुण कुमार शर्मा (संचालक)

श्री बीरेंद्र कुमार जति (सहायक संचालक)

Home Tender e-Patika Budget Grievance Photo Gallery Contact Us

Announcements

2000 AMRUT Document  
2000 Smart City Document  
2000 Sanjoshi Bharat Mission  
2000 Mera Saas In Shahr  
2000 Local Body Utter

Ward List RTI Map Admin

FACEBOOK TWITTER

Clean Rampur Green Rampur !!

शुद्धी अभियान रामपुर

शुद्धी अभियान रामपुर

नगर पालिका परिषद रामपुर का शुभकामना

नगर पालिका परिषद रामपुर का शुभकामना

Letter to NPP Mau - dir... | Nagar Nigam Saharanpur X | Nagar Palika Parishad Su... X | नगर पालिका परिषद, रामपुर X | Nagar Palika Parishad An... X | nppora.com X

nppbulandshahar.co.in

WELCOME: Friday, May 27, 2016 1:30:43 PM

# नगर पालिका परिषद बुलन्दशहर

नगर पालिका परिषद बुलन्दशहर

श्री अरुण कुमार शर्मा (संचालक)

श्री बीरेंद्र कुमार जति (सहायक संचालक)

Information Palika About Palika Bulandshahar History Bulandshahar Scenery Online Services Death Registration Birth Registration Property Assessment Public Grievance License Registration Planning Information About Constitution Light Department

Search City Birth Card License Reg. Death Card Complaint Grievance Download Information Tender Information e-Patika

नगर पालिका परिषद बुलन्दशहर का शुभकामना

नगर पालिका परिषद बुलन्दशहर का शुभकामना



jaunpunagarpalika.in/hindi/default.htm

# जौनपुर नगर पालिका परिषद

स्वागत प्रिय आगन्तुक

सूचना 27 मई, 2016

परिषद | जौनपुर | संघर्ष | विचार | ई-वैदेशिक | सिटीजन चार्टर | निविदा | होम

**संशोधन** जौनपुर नगर पालिका परिषद के सभी सदस्यगण आपका अपनी आधिकारिक वेबसाइट पर स्वागत करते हैं। यह वेबसाइट जौनपुर नगर पालिका परिषद की सूचना एवं संचार प्रौद्योगिकी संबंधित पक्ष का एक माध्यम है।

**संशोधन** यह वेबसाइट मुख्यतया जौनपुर नगर के निवासियों को विभिन्न लाभदायक सेवाओं को उपलब्ध कराने की ओर हमारी एक समुहिक पहल है। यह वेबसाइट सामान्य जन को भी जौनपुर व जौनपुर नगर पालिका परिषद के बारे में जानकारी उपलब्ध करावेगी जो या तो जानकारी चाहते हैं या फिर जौनपुर आने के इच्छुक हैं।

**संशोधन** इस वेबसाइट पर उपलब्ध सेवाओं और जानकारी का स्तन रूप से प्रयोग करें। हमारा प्रयास जौनपुर नगर पालिका परिषद को समूर्ण भारत में महत्तम नागरिक मित्र के रूप में स्थापित करना है। हम सूचना एवं संचार प्रौद्योगिकी के समूर्ण प्रयोग के तिर्य करिबद हैं और यह वेबसाइट इसी दिशा में हमारा एक प्रयास है।



जौनपुर नगर पालिका परिषद

हम आशा करते हैं कि आपका इस साइट का अनुभव सुखद होगा।

हम आपके सुझावों की अपेक्षा करते हैं जिससे कि हम अपनी सेवाओं का स्तर और ऊंचा कर सकें। यह अवदन आभार के तौर पर इस वेबसाइट को सुधारने के लिये अपने बहुमूल्य सुझावों से हमें अवगत कराते रहें।

आपकी सेवा में सदैव तत्पर जौनपुर नगर पालिका परिषद के सभी सदस्यगण

npbbadaun.in

# BADAUN

## NAGAR PALIKA PARISHAD BADAUN

WELCOME: Friday, May 27, 2016 1:32:34 PM

बदायूँ

- Information Parika
- About Parika
- History Badaun
- Badaun Scenery
- Online Services
- Death Registration
- Birth Registration
- Tax Information
- Property Assessment
- Public Grievance
- Licence Registration
- Planning Information
- About Construction
- LIGHT Department
- Tax Information
- Tender Process
- Search Confirmation
- Birth Certificate
- Death Certificate
- Complain Status
- GIS Survey
- Download Information
- Tax Form
- Tender Information

मुख्य अधिकारी  
अधिरासी अधिकारी



अधिकारी  
अध्यक्ष

नगर क्षेत्र को साफ सुथरा रखने में सहयोग प्रदान करें यह नगर आपका है।

All Copyright and Trademark By: Nagar Palika Parishad Badaun.

npbbanda.in

# Home About Us Services Budget Tender Notice Gallery E-Patrika Contact Us

## Welcome to Nagar Palika Parishad Banda

geographical situation:  
Banda, Chitrakoot Dham Board is a district of Uttar Pradesh. Map banda position latitude 24° 53' to 25° 55' north and longitude 80° 07' to 81° 34' east. Banda Fatehpur district in the north, east, Chitrakoot, Hamirpur and Mahoba in the west and south is surrounded by emerald and Chhatrapur. The three rivers – Ken, Bagari and Yamuna. Banda district from east to west width of 75 km to 55 km from north to south and 0 is 0.

History  
Wandev sage is named after the name of Banda district. Banda district of India had existed since independence. 0 to 1990 AD were included in the district banda curry and Mau letals. After these talukas on the Banda district separated from Chitrakoot district was created in the name of the new district. Banda district of the world-famous castle and Nawabi Kalini Bhangth fortification built by the recognition of the special. The year 1762 AD O Outh Nawabi tried to capture Bundelkhand Bundelon Tindwari forces near army defeated the Nawab of Awadh. The year 1791 AD O Ali Bahadur Nawab of Banda declared himself.

**Shri Akhilesh Yadav**  
Hon'ble Chief Minister

**Mohammad Azam Khan**  
Hon'ble Urban Development Minister

npghathras.org

# ADMIN LOGIN

## नगर पालिका परिषद हाथरस Nagar Palika Parishad Hathras

मुख्य शब्द | हमारे बारे में जाने | ऑनलाइन सेवाएं | विचार | निर्मित सूचना | उपकरण | गैरी | सम्पर्क करें



नगर पालिका परिषद हाथरस, आपका स्वागत करता है।

- Annual Value Calculator
- Monthly Rates for AV Calculator

Letter to NPP Mau - dir: x | Lalitpur (Nagar Palika Parishad, M) x | npplalitpur.in

Friday, 27 May, 2016 01:36:08 PM


Skip to Main Content | Screen Reader Access | Sitemap | Login | Search

# Nagar Palika Parishad, Lalitpur

Uttar Pradesh

Subscribe for E-Newsletter

- About us
- Lalitpur City
- Department
- Schemes
- Services
- Reports
- RTI
- E-Governance
- Gallery
- Contact us



Nagar Palika Parishad Lalitpur

### Welcome To Nagar Palika Parishad, Lalitpur

Lalitpur District is one of the districts of Uttar Pradesh state of India. Lalitpur District is a part of Jhansi Division. Lalitpur is the main town and administrative headquarters. The geographical area of the district is 5039 Sq. Kms. and has a population of 977,447 as per the census 2001.

Lalitpur finally carved out as a district in the year 1974 which is not only the heartland but also heart-shaped district of Bundelkhand Region. It is joined to Jhansi District of Uttar Pradesh by a narrow

**Localities Directorate**

- Newsletter
- Government orders
- Act Rules & manuals
- Citizen Charter

**Important Notices**

- Theme fortnightly to spread awareness regarding Clean India Mission
- Size: 921 KB | Lang: Hindi
- Date: 19/05/2016
- 57 KG Polythene ceased by Nagar Palika
- Date: 26/03/2016

Letter to NPP Mau - dir: x | Nagar Palika Parishad, M x | www.nppmodinagar.com

नगर पालिका परिषद, मोदीनगर (गाजियाबाद)

मुख्य फूड | शहर के बारे में | विभाग | निविदा | डाउनलोड | मैसरो | मानचित्र | वाई विरयन | स्थानों | सर्च करे



श्री अशोक चव्हाण  
माओ मुक्यमंत्री जी



श्री मोहम्मद अज़म खान  
माओ नगर विकास मंत्री जी



श्री आर.के.प्रसाद  
अधिकारी अतिरिक्त



श्रीमती सुरेश शर्मा  
अतिरिक्त

पातिका रामाबावर	मोदीनगर एक नज़र
	जनसंख्या -1,30,325
	पुरुष -97,335
	स्त्री -85,476
	लिंग अनुपात-877
	साक्षरता -87.03%
	मकान -
	हमारे बारे में
	उत्तर प्रदेश के बारे में
	अभियोजन



- स्थापना
- संरचना
- कर्मचारियों का विवरण
- वाई का विवरण
- समासदो का विवरण
- नागरिक अधिकार पत्र
- सूचना का अधिकार
- शिकायत दर्ज करे
- मानचित्र

ऑनलाईन सेवाएँ

- जल पंजीकरण करे
- मुल्य पंजीकरण करे
- जल पंजीकरण स्थिति देखे

Check With the Authority before making a land deal!

अन्य सेवाएँ

- ई प्रोक्लोजमेंट
- संपत्ति कर
- मैसरी

Letter to NPP Mau - dir: x | nppmainpuri.co.in

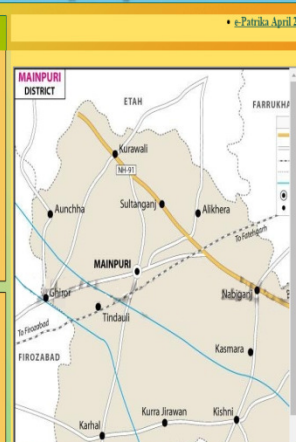
Etah (Nagar Palika Parishad, M) x | जन पालिका परिषद, एटा x | WELCOME TO NAGAR P x | Death Registration Statu: x | Nagar Palika Parishad, S x | nppmainpuri.co.in

नगर पालिका परिषद, मैनपुरी

मुख्य फूड | छत्रद | सूचना | सूझाव | मानचित्र | सहायक

e-Patrika April 23

- पालिका का जन्म
- जन्म पंजीकरण
- मृत्यु पंजीकरण
- कर सेवार
- निविदा सूचना
- शिकायत दर्ज करार
- सूचना का अधिकार
- सांख्यिकीय
- फोटो मैसरी



MAINPURI DISTRICT

ETAH

FARRUKHA

Kurawali (मकान)

Aunchha

Sultanganj

Alkhera

Chhapra

Tindauli

Nabiganj

Kamara

Karhal

Kurra Jiswan

Kshri

FIROZABAD

Latest News

- Road Cleaning This website is our collective initiative to provide [Advertisements] Date: 31/03/2016
- Road Cleaning This website is our

**Shri Akhlesh Yadav**  
Hon'ble Chief Minister

**Shri Mo. Azam Khan**  
Hon'ble Urban Development Minister

### Welcome to Nagar Palika Parishad Etah

Etah district is one of the districts of Uttar Pradesh state of India, and Etah town is the district headquarters. Etah district is a part of Aligarh Division. It is dominated by Yadavs and Rajputs.

According to the 2011 census Etah district has a population of 1,761,152. This gives it a ranking of 272nd in India (out of a total of 640 Districts).

Letter to NPP Mau - dir: x | Etah (Nagar Palika Parishad, M) x | जन पालिका परिषद, एटा x | WELCOME TO NAGAR P x | Death Registration Statu: x | Nagar Palika Parishad, S x | nppetah.in

Friday, 27 May, 2016 01:39:13 PM


Skip to Main Content | Screen Reader | Sitemap | Login | Search

# Nagar Palika Parishad Etah

Government of Uttar Pradesh

Subscribe for E-Newsletter

- ABOUT US
- ETAH CITY
- DEPARTMENT
- SCHEMES
- SERVICES
- E-TENDERING
- RTI
- E-GOVERNANCE
- GALLERY
- CONTACT US



**Shri Akhlesh Yadav**  
Hon'ble Chief Minister

**Shri Mo. Azam Khan**  
Hon'ble Urban Development Minister

### Welcome to Nagar Palika Parishad Etah

Etah district is one of the districts of Uttar Pradesh state of India, and Etah town is the district headquarters. Etah district is a part of Aligarh Division. It is dominated by Yadavs and Rajputs.

According to the 2011 census Etah district has a population of 1,761,152. This gives it a ranking of 272nd in India (out of a total of 640 Districts).



Letter to NPP Mau - dire: x | जने पालिका परिषद | WELCOME TO NAGAR P... | Death Registration Stat... | Nagar Palika Parishad, Sh...

www.nppchandausi.in

## Nagar Palika Parishad Chandausi

# नगर पालिका परिषद चंदौसी

मुख्य पृष्ठ    संदेशों    नगर पालिका    सूचनाएं    निविदा सूचना    इन्फोर्मेशन    व्यवस्थापक

जेनरल सेक्टर

- जनक मनु
- जनक मनु प्रशासनिक सेक्टर
- जनक प्रशासनिक विभाग
- मनु प्रशासनिक विभाग

निविदा

- निविदा दर्ज करें
- निविदा की रिपोर्ट करें

सुधार/अवकाश/विद्युत/सावधान

- सौदा
- कर निविदा सूची
- टैक्स कलेक्टर
- निविदा का विवरण
- निविदा की प्रशासनिक कर विवरण
- सामान्य का विवरण
- सामान्य की प्रशासनिक विवरण
- संशोधन का विवरण
- संशोधन का विवरण

मुख्य पृष्ठ

नगर पालिका संसद


नगर पालिका संसद

मुख्य पृष्ठ

1:40 PM 5/27/2016

Letter to NPP Mau - dire: x | WELCOME TO NAGAR P... | Death Registration Stat... | Nagar Palika Parishad, Sh...

nppghazipur.in



नगर पालिका परिषद गाजीपुर

मुख्य पृष्ठ    बजट    सूचना    सुधार    मानचित्र    सम्पर्क

सेवाएँ

- पालिका को जाने
- जनक पंजीकरण
- मनु पंजीकरण
- कर सेवाएँ
- निविदा सूचना
- निविदा दर्ज करें
- सूचना का अधिकार
- सांख्यिकीय
- महत्वपूर्ण पर्यटन स्थल

परिवहन    सड़क मार्ग    जल संचयन    अधिकारी/कर्मचारी

अवकाश विभाग

1:41 PM 5/27/2016

Letter to NPP Mau - dire: x | Death Registration Stat... | Nagar Palika Parishad, Sh...

nppghamli.in



## नगर पालिका परिषद, शामली (शामली)

मुख्य पृष्ठ    बजट    सूचना    सुधार    मानचित्र    सम्पर्क

सेवाएँ

- पालिका को जाने
- जनक पंजीकरण
- मनु पंजीकरण
- कर सेवाएँ
- निविदा सूचना
- निविदा दर्ज करें
- सूचना का अधिकार
- सांख्यिकीय
- महत्वपूर्ण स्वचालित

नगर पालिका परिषद, शामली में आपका हार्दिक स्वागत है।

नगर पालिका परिषद, शामली

मुख्य पृष्ठ

1:42 PM 5/27/2016

Letter to NPP Mau - dire: x | Nagar Palika Parishad, Sh...

www.nagarpalikaparishadshikohabad.in/user/index.aspx

Select Language

LOGIN

Friday - 13:42:55, 27

May 2016

HOME    ABOUT US    ZONE    DIVISION    SERVICES    FACILITIES    CONTACT US    FEEDBACK    GRIEVANCES    CITIZEN CHARTER



The election for the governing body is conducted by the State Election Commission. Any person with more than 18 years is eligible to vote in the elections (certain restrictions do apply. For details please contact the State Election Commission which has its office at...

Mr. Ram Prakash Yadav (Chairman)

Mr. Nand Lal (Executive Officer)


1:43 PM 5/27/2016


Letter to NPP Mau - dire: X | Baraut Nagar Palika P... | NPP - Kasganj | X | Nagar Palika Parishad M... | Ayodhya (Nagar Palika P... | X

www.nppbaraut.in


Friday, 27 May, 2016 01:44:42 PM

Skip to Main Content | Screen Reader | Sitemap | A+ | A- | T | PDF | Login | Search

 **Nagar Palika Parishad, Baraut**  
Uttar Pradesh

Subscribe for E-Newsletter 

ABOUT US | BARAUT CITY | DEPARTMENT | SCHEMES | SERVICES | E-TENDERING | RTI | E-GOVERNANCE | GALLERY | CONTACT US



**नगर पालिका परिषद बरौत**

— Welcome to Nagar Palika Parishad, Baraut —

Baraut is a City in Baraut Tehsil in Baghpat District of Uttar Pradesh State, India. It belongs to Meerut Division. It is located 20 KM towards North from District head quarters Bagpat. It is a Tehsil head quarter. Baraut is a City in Baraut Tehsil in Baghpat District of Uttar Pradesh State, India. It belongs to Meerut Division. It is located 20 KM towards North from District head quarters Bagpat. It is a Tehsil head quarter. Baraut is a City in Baraut Tehsil in Baghpat District of Uttar Pradesh State, India. It belongs to Meerut Division. It is located 20 KM towards North from District head quarters Bagpat. It is a Tehsil head quarter. Baraut is a City in Baraut Tehsil in Baghpat District of Uttar Pradesh State, India. It belongs to Meerut Division. It is located 20

1:44 PM 5/27/2016

Letter to NPP Mau - dire: X | NPP - Kasganj | X | Nagar Palika Parishad M... | Ayodhya (Nagar Palika P... | X

nppkasganj.com

Nagar Palika Parishad Kasganj

About Us | Tenders | Our Services | Contact Us | Login

 **Nagar Palika Parishad, Kasganj**  
नगर पालिका परिषद, कासगंज

मुख्य पृष्ठ | हमारे बारे में जानें | जीवनसूत्र सेवाएं | विमान | प्रविष्टि सूचना | योजनाएं | ड्राइंगें | नौकरियां | संपर्क करें

**नगर पालिका परिषद, कासगंज**



— Welcome to Nagar Palika Parishad Kasganj Website! —

Kanshiram Nagar, popularly known as Kasganj was created on April 17, 2008 by dividing Etah district. Popular area of the district includes Soron, Patali, Nadi etc. Kanshiram Nagar the newly created district is among the four districts of Aligarh Division. Kanshiram Nagar includes three Tehsils kasganj, Patali and Sahavar.

1:45 PM 5/27/2016

Letter to NPP Mau - dire: X | Nagar Palika Parishad M... | Ayodhya (Nagar Palika P... | X

nppmughalsarai.in

Friday, 27 May, 2016 01:46:49 PM

Skip to Main Content | Screen Reader Access | Sitemap | A+ | A- | T | PDF | Login | Search

**नगर पालिका परिषद मुगलसराय चन्द्रौली**

Home | Municipal | Attractions | Facility | RTI/RSIS | Tender | Services | Contact Us



IMPORTANT LINKS

Home | ABOUT NAGAR PALIKA PARISHAD MUGHALSARAI

Gallery | Download | Contact Us


1:46 PM 5/27/2016

Letter to NPP Mau - dire: X | Ayodhya (Nagar Palika P... | X

nppayodhya.in


Friday, 27 May, 2016 01:46:49 PM

Skip to Main Content | Screen Reader Access | Sitemap | A+ | A- | T | PDF | Login | Search

 **Nagar Palika Parishad, Ayodhya**  
Uttar Pradesh

Subscribe for E-Newsletter

ABOUT US | AYODHYA CITY | DEPARTMENT | SCHEMES | SERVICES | E-TENDERING | RTI | E-GOVERNANCE | GALLERY | CONTACT US



**Important Links**

- Localbodies Directorate
- Newsletter
- Government orders

**Welcome To Nagar Palika Parishad Ayodhya**

Nagar Palika (Municipal Council or Town Municipality) is an urban local body (ULB) that administers a city having population . Under the urban local self governance system, the Nagar Palika Parishad is administratively part of the district it is located in. Nagar Palikas are entrusted with some duties and

**LATEST NEWS**

Date: 24/02/2016

This website is our collective initiative to provide various useful services.

Date: 17/02/2016

This website is our collective initiative to provide

1:46 PM 5/27/2016

पिबिहिनगर पालिका

आपका स्वागत करता है



नगर

होम पीपीएम के बारे में इतिहास निवेश इकाई हमारे विभाग पत्रिका स्टॉक कॉर्पोरेट विवरण फोटो गैलरी सम्पर्क करें



नगर पालिका परिषद, गोंडा

★ **नियुक्ति सूची**

संदेश	संदेश
<ul style="list-style-type: none"> <li>मुद्रा का अधिष्ठाता अधिसूचना</li> <li>जन प्रशासन</li> <li>कर्मचारी प्रशासन</li> <li>विद्युत सप्लाई</li> <li>जन कर एवं गृह कर</li> <li>विस्थापन</li> <li>सुधार</li> </ul>	<p><b>संदेश</b></p> <p>श्री प्रमोद कुमार अध्यक्ष, पीपीएम नगर पालिका अध्यक्ष का संदेश</p> <p>श्री पी. पी. सिंह ई.ओ. नगर पालिका परिषद</p> <p>श्री मन्मथ अती सराव अधीक्षक क्रियाचिन्ता पीपीएम</p>


संकेतक है 044 निर्माण एवं विकास विभाग, गोंडा नगर पालिका  
गोंडा नगर 05/30/2016

Nagar Palika Parishad Gonda

Uttar Pradesh

Subscribe for E-Newsletter

ABOUT US GONDA CITY DEPARTMENT SCHEMES SERVICES REPORTS RTI E-GOVERNANCE GALLERY CONTACT US



Nagar Palika Parishad, Gonda

Shri Akhilesh Yadav

Shri Mohd. Azam Khan

Hon'ble Chief Minister, U.P. Hon'ble Urban Development Hon'ble Chairman Executive Officer

nagarpalikaparishadhapur.org

English | हिंदी | Our Services : Property Tax | Birth / Death Registration | Citizen Grievances | RTI Application | Tenders

**NAGAR PALIKA PARISHAD, HAPUR**  
dedicated for growth

determined for the GROWTH

हापुर नगर परिषद प्रशासन विभागों सेवारत पटल क्षेत्र / वार्ड डाउनलोड नागरिक चार्टर संपर्क

search something

**नई पहल** show all नई पहल

**समस्त नालों की सफाई का कार्य**

नगर पालिका परिषद हापुर द्वारा नगर के समस्त नालों की सफाई का कार्य पालिका के स्वास्थ्य विभाग द्वारा वर्ष 2016-17 में कराते हुए जे0सी0वी0 वाहन

Read More >

**जी0आई0एस0 सर्वेक्षण**

नगर पालिका परिषद हापुर द्वारा 3000 नगर पालिका अधिनियम-1916 में सम्पत्तियों के कर निर्धारण हेतु मापू का गैर "स्वयंकर प्रणाली"

show all नई पहल

**सम्पत्ति कर का भुगतान करे**

नागरिक सुविधाएं

नोटिस बोर्ड / समाचार show all नोटिस बोर्ड / समाचार

Raebareilly.pdf 20160328143429513...pdf Rampur.pdf Lalitpur.pdf Mau.pdf Jhansi.pdf Show all downloads...

3:01 PM 5/30/2016